

# Rapid Security Analyzer

Simplifying capital gains, dividends and interest withholding tax complexities globally through the use of an automated tool



Building a better  
working world



## Keeping up with many countries' new and evolving taxation regimes and treaties can be complex time-consuming and costly.

Rapid Security Analyzer (RSA) can help automate part of your investment portfolio analysis with interactive reports and executive dashboards, enabling you to:

- ▶ Map transactions to capital gains, dividends, and interest tax rates and rules in more than 100 jurisdictions and 12 financial instruments
- ▶ Sort tax rates by materiality
- ▶ Analyze percentage of liabilities by fund, country, region and RAG (red, amber, green) status
- ▶ Compare and contrast results side by side with other fund types (investor countries) or effective dates

RSA Lite, an online database to conduct one-off searches for the withholding tax rate, rule or status of a single security, is available as an add-on to RSA or as a stand-alone service.

### Instrument categories

- ▶ Publicly traded debt
- ▶ Private debt
- ▶ Sovereign debt
- ▶ Private equity
- ▶ Publicly traded equity
- ▶ Depository receipt
- ▶ Asset-backed security (real estate)
- ▶ Asset-backed security (non-real estate)
- ▶ Future
- ▶ Forward
- ▶ Swap
- ▶ Repo

### Fund types

- ▶ Bermuda LP
  - ▶ BVI Ltd
  - ▶ Canada mutual fund trust (MFT)
  - ▶ Cayman Exempt Company
  - ▶ Cayman LP
  - ▶ Cayman Ltd
  - ▶ Cayman Unit Trust
  - ▶ Irish Corp
  - ▶ Irish ICAV
  - ▶ Irish S110
  - ▶ Luxembourg FTP
  - ▶ Luxembourg SARL
  - ▶ Luxembourg SICAV/SICAF
  - ▶ UK LP
  - ▶ US ETF
  - ▶ US LLC
  - ▶ US LP
  - ▶ US Pension
  - ▶ US RIC
- Other funds available by request.

# Robust and far-reaching information

**North America**  
Bermuda Mexico  
Canada United States

**Europe**  
Albania Greece Norway  
Austria Guernsey Poland  
Belarus Hungary Portugal  
Belgium Iceland Romania  
Bulgaria Ireland Serbia  
Croatia Isle of Man Slovak Republic  
Cyprus Italy Slovenia  
Czech Republic Jersey Spain  
Denmark Latvia Sweden  
Estonia Lithuania Switzerland  
Faroe Islands Luxembourg Turkey  
Finland Macedonia Ukraine  
France Malta United Kingdom  
Germany Netherlands

**Asia-Pacific**  
Australia Malaysia  
Azerbaijan Marshall Islands  
Bangladesh New Zealand  
China (mainland) Papua New Guinea  
Hong Kong Philippines  
India Russia  
Indonesia Singapore  
Japan Sri Lanka  
Kazakhstan Taiwan  
Korea Thailand  
Macau Vietnam

**Caribbean**  
Anguilla  
Bahamas  
Barbados  
British Virgin Islands  
Cayman Islands  
Curaçao  
Dominican Republic  
Jamaica  
Puerto Rico  
Turks & Caicos Islands

**Middle East**  
Bahrain Oman  
Egypt Pakistan  
Israel Palestinian Authority  
Jordan Qatar  
Kuwait Saudi Arabia  
Lebanon United Arab Emirates

**South America and  
Central America**  
Argentina El Salvador  
Brazil Panama  
Chile Peru  
Colombia Uruguay  
Costa Rica Venezuela  
Ecuador

**Africa**  
Benin Morocco  
Botswana Namibia  
Burkina Faso Niger  
Cote d'Ivoire Nigeria  
Eswatini Rwanda  
Gabon Senegal  
Ghana South Africa  
Gibraltar Tanzania  
Guinea Tunisia  
Kenya Uganda  
Malawi Zambia  
Mauritius Zimbabwe

# Innovation driving interactive results



Provided by client					Capital gains				
Effective dates: 07/01/2017 - 12/31/2017									
Fund type: Irish Corp					Thresholds: Yes				
Fund	Asset ID	Public/Private	Unrealized gain/loss (US\$)	Realized gain/loss (US\$)	Country of investment	Instrument category	Status	Tax rate	General rule
Fund A	B84HK80	Public	\$166,112.08		Greece	Publicly traded equity	G	0.0%	Capital gains derived by a nonresident investment fund from the sale of publicly traded equity by the nonresident does not maintain a permanent establishment in Greece.
Fund A	BYSXJ23	Public		\$502,106.10	Colombia	ABS (real estate)	R	14% / 15%	The taxation of asset backed securities depends on the tax regime the specific securities are subject to. If the investment is not made through a private investment fund but a registered Securities and Intermediaries, the investment may qualify under the foreign portfolio investor regime and be subject to a 14% tax. If the investment is made through a private investment fund, the investment does not apply, the investment will be treated as a collective portfolio regime in the Colombian Tax Code and as such be subject to a 15% tax (irrespective of the terms of the instrument). Please consult your tax advisor.
Fund A	BQQCCT4	Private		\$731,844.79	Indonesia	Sovereign debt	A	0% / 20%	Pursuant to domestic law, capital gain from the sale of sovereign debt is treated as income of a nonresident on a sale of government-issued debt with a maturity of more than 12 months. Capital gain realized on debt instruments with maturity less than 12 months is not taxable. Instruments are Indonesian government T-Bills. Moreover, interest paid on qualified instruments outside of Indonesia is exempt from tax.

### Rapid Security Analyzer

Executive dashboard

Capital gains tax information

Interest withholding tax information

Dividends tax information

**Region**

Americas

Asia

Europe

**Country**

Argentina

Bermuda

Canada

**Cap gains status**

A

G

R

#### Cap gains status

Red - significant tax considerations  
Amber - potential tax considerations  
Green - limited tax considerations

**Unrealized gain/loss (US\$)** | **Realized gain/loss (US\$)**

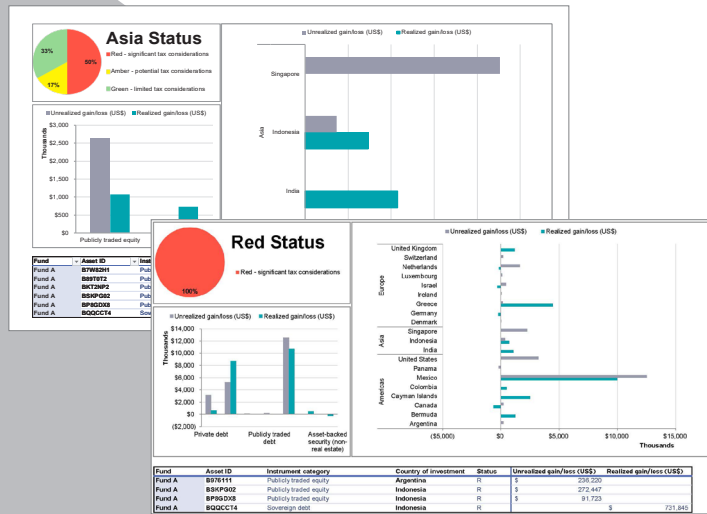
**Unrealized gain/loss (US\$)** | **Realized gain/loss (US\$)**

Fund	Asset ID	Instrument category	Country of investment	Cap gains status	Cap gains tax rate	Unrealized gain/loss (US\$)	Realized gain/loss (US\$)
Fund A	4595739	Sovereign debt	Denmark	G	0.0%	\$30,998.13	
Fund A	B563256	Private debt	Cayman Islands	G	0.0%		\$1,284,433.86
Fund A	B8SOTX3	Private debt	United States	G	0.0%	\$3,206,907.82	
Fund A	B8CHNW7	Publicly traded equity	Cayman Islands	G	0.0%	\$6,567.42	\$1,226,519.29
Fund A	B4PHNB5	Publicly traded equity	Bermuda	G	0.0%	\$6,567.42	\$1,226,516.37
Fund A	B99J925	Private debt	Canada	G	0.0%		(\$617,189.13)
Fund A	B89TOT2	Publicly traded equity	India	A	0% - 40%		\$1,074,909.20
Fund A	BFZ1MV7	Publicly traded equity	Greece	G	0.0%		\$4,473,467.12



EY analysis						
tax information						
	Netting rule	Exchange	Industry	Total shares outstanding	Total value of shares held (%)	
Publicly traded equity are not subject to tax provided	Pursuant to domestic law, capital gains derived by a nonresident legal entity are tax-exempt. There is no obligation for submission of a nil capital gains tax return. Please obtain a tax residence certificate and keep it on record to substantiate the exemption in case of a tax audit.	The Stock Exchange of Hong Kong Ltd	Hotels, Motels & Cruise Lines	1,584,846,420	9.160%	
Security qualifies under:	Nonresident investors may net gains and losses incurred within the same year. Additionally, investors may carry over losses from any given month in order to offset gains realized in future month, provided they occur within the same calendar year. Any unused losses expire on December 31 of the calendar year for which they apply.		Telecommunications	66,068,762,125	6.065%	
Interest on securities before the National Register of Foreign Portfolio Investment regime and as such would be subject to Indonesian taxation unless the securities are sovereign bonds issued or offered by the Government of Indonesia.	Pursuant to Ministry of Finance Regulation No. 7/PMK.11/2012, gain and loss netting/offset is allowed. That is, a loss arising from a sale transaction can deduct the interest income for the purpose of calculating the final income tax payable.	Xetra	Investment Management & Fund Operators	31,189,279	3.401%	

## RSA provides the ability to create customized views of your investments



## RSA provides results and insights based on client data

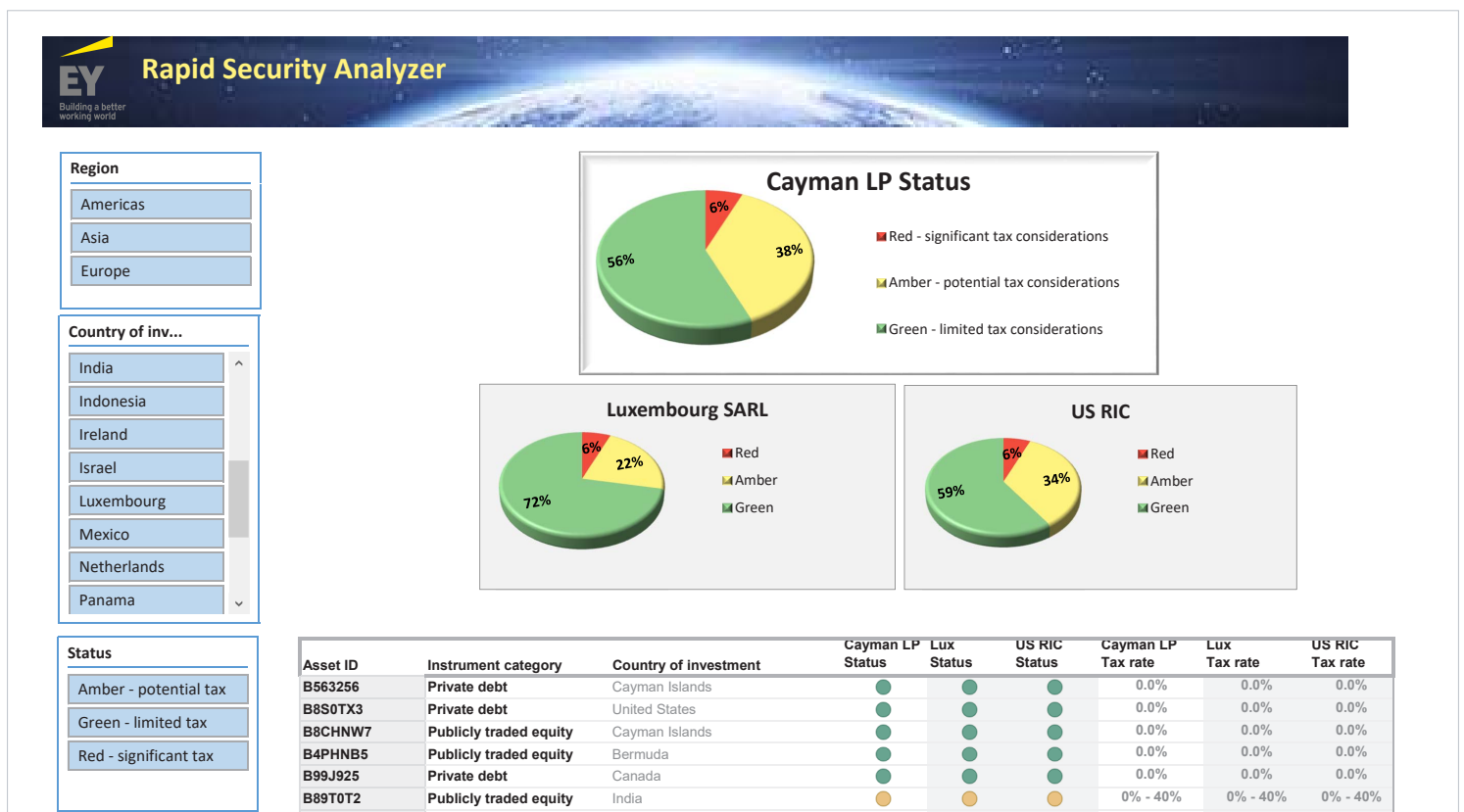
- ▶ Confirmation of client-provided information
- ▶ Capital gains, interest and dividend tax rates, rules and RAG status:
  - ▶ **Red:** significant tax considerations
  - ▶ **Amber:** potential tax considerations
  - ▶ **Green:** minimal tax considerations
- ▶ Information on industry, exchange, total number of shares outstanding and – where applicable – percentage ownership calculations for capital gains

# Forward thinking and timely

## Additional features

### Side-by-side comparisons by fund type

What would be the effect on your tax rates and rules if you invested your current portfolio in another investor country (fund type) or if a different effective date applied?



### Side-by-side comparisons by effective date

#### Historical date

1 July-31 December 2017

0%/25%  
tax rate

vs.

#### Current date

1 January-20 June 2018

0%  
tax rate\*

Treaty signed.\*

# Experience and innovation

## Ask us about other tax services to assist asset managers



### Corporate Actions Tax Analyzer (CATA)

- ▶ Assists in identifying certain corporate actions that may affect taxable income
- ▶ Covers publicly traded US and foreign corporate equity securities
- ▶ Reports on each fund portfolio
- ▶ Gathers Forms 8937 that affect your holdings, including instances where companies report a return of capital




### Global Withholding Tax Reporter (GWTR)

- ▶ Provides current and historical withholding tax information on portfolio dividends, interest, capital gains and mutual fund distributions within an online reference tool
- ▶ Includes withholding tax rates, rules and pending changes for 131 markets of investment and 211 markets of investors
- ▶ Offers detailed procedures for obtaining relief at source (RAS) or filing a reclaim



### Passive Foreign Investment Company (PFIC) Analyzer

- ▶ Provides a one-stop source for quickly and consistently identifying PFICs and their most current status
- ▶ Reviews approximately 30,000 foreign equities annually
- ▶ Used by more than 90% of all US mutual funds



### Rapid Reclaim Analyzer and Recovery Service

- ▶ Reviews foreign withholding tax at the instrument level to validate the withholding tax applied by the custodian based on the portfolio's domicile and entity type
- ▶ Provides a dedicated team to identify reclaimable withholding tax via a cost/benefit analysis, and to file and pursue viable claims with tax authorities until they are paid and provide advice on achieving RAS where applicable

# Key Rapid Security Analyzer contacts

## Americas

### Danielle Clark

danielle.clark@ey.com  
+1 203 674 3693

### Poornima Santas

poornima.santas@ey.com  
+1 212 773 3693

### Michelle Wuest

michelle.wuest@ey.com  
+1 949 437 0398

### Rob Meiner

robert.meiner@ey.com  
+1 201 551 5029

### Stephanie Tanguay

stephanie.tanguay@ey.com  
+1 617 585 0410

### Kelly Sullivan

kelly.sullivan@ey.com  
+1 201 551 5233

## EMEIA

### Sinead Colreavy

sinead.colreavy@ie.ey.com  
+353 1 221 2930

### Tamara Farren

tamara.farren@ie.ey.com  
+353 1 221 2069

### Steffi Ferguson

steffi.morgan@ie.ey.com  
+353 1 221 2912

## EY | Building a better working world

EY exists to build a better working world, helping to create long-term value for clients, people and society and build trust in the capital markets.

Enabled by data and technology, diverse EY teams in over 150 countries provide trust through assurance and help clients grow, transform and operate.

Working across assurance, consulting, law, strategy, tax and transactions, EY teams ask better questions to find new answers for the complex issues facing our world today.

EY refers to the global organization, and may refer to one or more, of the member firms of Ernst & Young Global Limited, each of which is a separate legal entity. Ernst & Young Global Limited, a UK company limited by guarantee, does not provide services to clients. Information about how EY collects and uses personal data and a description of the rights individuals have under data protection legislation are available via [ey.com/privacy](http://ey.com/privacy). EY member firms do not practice law where prohibited by local laws. For more information about our organization, please visit [ey.com](http://ey.com).

### What makes EY distinctive in financial services

Over 84,000 EY professionals are dedicated to financial services, serving the banking and capital markets, insurance, and wealth and asset management sectors. We share a single focus – to build a better financial services industry, one that is stronger, fairer and more sustainable.

© 2021 Ernst & Young LLP  
All Rights Reserved.

EYG no. 009227-21Gbl  
2102-3702421 BDFS0  
ED None

This material has been prepared for general informational purposes only and is not intended to be relied upon as accounting, tax, legal or other professional advice. Please refer to your advisors for specific advice.

[ey.com](http://ey.com)