

Quality Holdings (Australia) Limited

Illustrative Australian company's
financial report for 31 December 2024
(and 30 June 2025)

Foreword

Welcome to the 2024 edition of *Quality Holdings (Australia) Limited*. Australia and the world continue to endure the challenges caused by macroeconomic and geopolitical events that have resulted in commodity price volatility, inflation, rising interest rates and high energy costs. Interest rates and cost of living continue to dominate headlines in Australia, with impacts felt across the economy. Entities will need to pay attention to the accounting impacts of these uncertainties. Where relevant, certain such impacts have been addressed in commentary throughout this publication. In addition, entities should consider whether additional disclosures are necessary to explain macroeconomic and geopolitical events and related transactions that are significant to their financial statements.

The current year sees few new standards coming into effect, with amended guidance applicable to the classification of liabilities as current or non-current, and the subsequent measurement requirements for sale and leaseback transactions that are accounted for as a sale. In addition, in response to investors' calls for more transparency of supplier finance arrangements' impacts on the financial statements, the IASB has amended IAS 7 *Statement of Cash Flows* and IFRS 7 *Financial Instruments: Disclosure*, introducing additional disclosure requirements for companies that enter into such arrangements. Timely consideration should be given to their impacts.

The International Accounting Standards Board (IASB) has in recent years focused on better communication in financial reporting. 2024 saw the issuance of IFRS 18 *Presentation and Disclosure in Financial Statements* which changes the way entities communicate financial performance, replacing the original IAS 1 *Presentation of Financial Statements*. This new standard aims to deliver more consistent, comparable and transparent information to users and stakeholders. While not effective until reporting periods beginning on or after 1 January 2027, entities should pay attention to the potential impacts as the standard ushers in a broad suite of changes.

Sustainability reporting is now also gaining traction with the *Corporations Act 2001* amended to introduce a mandatory climate-related disclosure regime for Australian entities that are large businesses or financial institutions. The regime will apply to both listed and unlisted entities, commencing as early as financial years beginning on or after 1 January 2025. Entities in scope will be required to lodge a 'sustainability report' containing climate-related disclosures prepared in accordance with Australian Sustainability Reporting Standards (ASRS), which have now been issued by the Australian Accounting Standards Board. In addition, while Australian Accounting Standards (AAS) do not explicitly refer to climate-related matters, entities must consider them in applying AAS when the effect of those matters is material. Where relevant, climate-related matters have been addressed in separate commentaries and illustrative disclosures in these illustrative financial statements.

Quality Holdings (Australia) Limited provides illustrative consolidated financial statements for the year ended 31 December 2024. Although the main body of the financial statements references against International Financial Reporting Standards, Australia has developed equivalent AASs, along with supplementing additional reporting requirements, including a Directors Report, Remuneration Report, Consolidated Entity Disclosure Statement, ASX additional information, Directors' Declaration and a section illustrating additional Australian-specific disclosures as well as alternative presentations commonly used in Australia.

Quality Holdings (Australia) Limited provides illustrative examples of the types of disclosures which may be required (if material), and therefore the systematic ordering of the notes largely follows one possible grouping suggested by AASB 101. An alternate grouping according to nature and perceived importance may permit users of the financial statements to more effectively understand and compare the information provided. Further discussion on this and an example of such a grouping can be found on pages iv-v.

I trust this publication will prove useful when preparing your financial statements for the next reporting season.

Melissa Sim
Partner, Ernst & Young, Australia
December 2024

Contents

Abbreviations and key	iii
Introduction.....	iv
Contents to annual report	1
Consolidated statement of profit or loss	3
Consolidated statement of comprehensive income	5
Consolidated statement of financial position	7
Consolidated statement of changes in equity	9
Consolidated statement of cash flows.....	12
Notes to the consolidated financial statement	16
Additional Australian disclosure requirements.....	145
Appendix A – Consolidated statement of profit or loss and other comprehensive income (example of a single statement)	194
Appendix B – Consolidated statement of profit or loss (example of expenses disclosed by nature).....	197
Appendix C – Consolidated statement of cash flows (example of the direct method)	199
Appendix D – Material accounting policy information - an illustrative example	201
Appendix E – Illustrative disclosure about Pillar Two taxes	206
Appendix F – Australian reporting requirements.....	208
Appendix G – Agriculture disclosures	213

Caveat

The names of people and corporations, and also descriptions of events related to Quality Holdings (Australia) included in these illustrations are fictitious and have been created for the purpose of illustration only. Any resemblance to any person or business is purely coincidental.

Abbreviations and key

The following styles of abbreviation are used in this set of Illustrative Financial Statements:

IAS 33.41	International Accounting Standard No. 33, paragraph 41
IAS 1.BC13	International Accounting Standard No. 1, Basis for Conclusions, paragraph 13
IFRS 2.44	International Financial Reporting Standard No. 2, paragraph 44
SIC 29.6	Standing Interpretations Committee Interpretation No. 29, paragraph 6
IFRIC 5.6	IFRS Interpretations Committee (formerly IFRIC) Interpretation No. 5, paragraph 6
IFRS 9.IG.G.2	International Financial Reporting Standard No. 9 – Guidance on Implementing IFRS 9 Section G: Other, paragraph G.2
IAS 32.AG3	International Accounting Standard No. 32 – Appendix A – Application Guidance, paragraph AG3
Commentary on IFRS accounting standards	The commentary explains how the requirements of IFRS accounting standards have been implemented in arriving at the illustrative disclosure
Commentary on climate-related matters	The commentary explains how the impact from climate change has been considered in preparing the illustrative financial statements and what factors an entity may need to consider in this regard
Commentary on macroeconomic and geopolitical uncertainty	The commentary explains which issues an entity may need to consider in relation to the current macroeconomic and geopolitical uncertainty
General commentary	The commentary provides illustrations, guidance and further information on the Corporations Act 2001, Corporations Regulations 2001, ASIC Corporation Instruments, ASX Corporate Governance principles and recommendations, and ASX Listing Rules
GAAP	Generally Accepted Accounting Principles/Practice
IFRS® Accounting Standards	IFRS® accounting standards issued by the IASB
IASB®	International Accounting Standards Board
IAS®	International Accounting Standards
IFRS Interpretations Committee	IFRS Interpretations Committee (the Committee) (formerly International Financial Reporting Interpretations Committee (IFRIC®))
SIC®	Standing Interpretations Committee
IFRIC interpretations	Interpretations by the IFRS Interpretations Committee (formerly IFRIC)
SIC Interpretations	Interpretations by the SIC
AASB	Australian Accounting Standards Board
AASB 15.105	Australian Accounting Standards No. 15 paragraph 105
AASB 1054.9	Australian Accounting Standards No. 1054 paragraph 9
CA 300A	Corporations Act 2001, section 300A
Reg 2M.3.03(1)	Corporations Regulations 2001, Chapter 2M, Regulation 3.03, paragraph 1
ASX	Australian Securities Exchange Listing Rules
PS 2.88F	IFRS Practice Statement No. 2, paragraph 88

Introduction

This publication contains an illustrative set of consolidated financial statements for Quality Holdings (Australia) Limited (the parent) and its subsidiaries (the Group) that is prepared in accordance with IFRS accounting standards. The Group is a fictitious, large publicly listed manufacturing company. The parent is incorporated in a fictitious country within Europe. The presentation currency of the Group is the euro (€). Additional Australian disclosures are illustrated from page 145.

Objective

This set of illustrative financial statements is one of the many prepared by EY to assist you in preparing your own financial statements. The illustrative financial statements are intended to reflect transactions, events and circumstances that we consider to be most common for a broad range of companies across a wide variety of industries. Certain disclosures are included in these financial statements merely for illustrative purposes, even though they may be regarded as items, transactions or accounting policy information that are not material for Quality Holdings.

How to use these illustrative financial statements to prepare entity-specific disclosures

Users of this publication are encouraged to prepare entity-specific disclosures. Transactions and arrangements other than those applicable to the Group may require additional disclosures. It should be noted that the illustrative financial statements of the Group are not designed to satisfy all Australia-specific regulatory requirements, nor is this publication intended to reflect disclosure requirements that apply mainly to regulated or specialised industries.

Notations shown in the right-hand margin of each page are references to paragraphs in IFRS accounting standards or Australian Accounting Standards paragraphs, or other Australian pronouncements that describe the specific disclosure requirements. Commentaries are provided to explain the basis for the disclosure or to address alternative disclosures not included in the illustrative financial statements. If questions arise as to the disclosure requirements in IFRS accounting standards, it is essential to refer to the relevant source material and, where necessary, to seek appropriate professional advice.

Improving disclosure effectiveness

Terms such as 'disclosure overload' and 'cutting the clutter', and more precisely 'disclosure effectiveness', describe a problem in financial reporting that has become a priority issue for the International Accounting Standards Board (IASB or Board), local standard setters, and regulatory bodies. The growth and complexity of financial statement disclosure is also drawing significant attention from financial statement preparers, and more importantly, the users of financial statements.

Notes structure

Considering the purpose of *Quality Holdings (Australia) Limited - Illustrative consolidated financial statements for the year ended 31 December 2024*, the notes largely follow the order in which items are presented in the primary financial statements. Paragraph 113 of IAS 1 *Presentation of Financial Statements* requires the notes to be presented in a systematic manner, and paragraph 114 provides examples of different systematic orderings and groupings that preparers may consider. An alternative structure that some may find more effective in permitting the users to identify the relevant information more easily involves reorganising the notes according to their nature and perceived importance. An illustrative ordering of the alternative structure that is based on seven different notes sections is summarised in the table below:

Sections	Content:
Corporate and Group information	<ul style="list-style-type: none"> ▶ Corporate information ▶ Group information
Basis of preparation and other accounting policies	<ul style="list-style-type: none"> ▶ Basis of preparation ▶ Summary of other accounting policies ▶ Changes in accounting policies and errors ▶ Fair value measurement ▶ Climate-related matters ▶ Standards issued but not yet effective
Group business, operations and management	<ul style="list-style-type: none"> ▶ Revenue from contracts with customers ▶ Financial instruments risk management objectives and policies ▶ Capital management ▶ Distributions made and proposed ▶ Segment information ▶ Basis of consolidation and information on material partly-owned subsidiaries ▶ Interest in joint ventures and investment in an associate

Introduction (continued)

Sections	Content:
Significant transactions and events	<ul style="list-style-type: none"> ▶ Business combinations and goodwill ▶ Non-current assets held for sale and discontinued operations ▶ Goodwill and intangible assets with indefinite useful lives ▶ Related party disclosures ▶ Events after the reporting period
Detailed information on statement of profit or loss and OCI items	<ul style="list-style-type: none"> ▶ Other operating income ▶ Other operating expenses ▶ Finance costs ▶ Finance income ▶ Other income ▶ Depreciation, amortisation, lease payments, foreign exchange differences and costs of inventories ▶ Administrative expenses ▶ Employee benefits expenses ▶ Research and development costs ▶ Share-based payments ▶ Earnings per share (EPS)
Detailed information on statement of financial position items	<ul style="list-style-type: none"> ▶ Property, plant and equipment ▶ Investment properties ▶ Intangible assets ▶ Financial assets and liabilities ▶ Inventories ▶ Trade receivables and contract assets ▶ Cash and short-term deposits ▶ Issued capital and reserves ▶ Provisions ▶ Pensions and other post-employment benefits ▶ Government grants ▶ Contract liabilities ▶ Trade and other payables ▶ Income tax ▶ Leases
Commitments and contingencies	<ul style="list-style-type: none"> ▶ Commitments ▶ Legal claim contingency ▶ Guarantees ▶ Other contingent liabilities

By structuring the notes according to their nature and perceived importance, users may find it easier to extract the relevant information. In addition, information about the accounting policies, judgements, key estimates and assumptions could alternatively be placed within the same note as the related qualitative and quantitative disclosures to provide a more holistic discussion to users of the financial statements. The alternative structure summarised above has been applied in *Good Group (International) Limited - Alternative Format*. *Good Group (International) Limited - Alternative Format* is a useful tool for entities exploring ways to enhance the effectiveness of their financial statements' disclosures.

Entities may find that other structures are better for enhancing disclosure effectiveness, and the approach summarised above and illustrated in *Good Group (International) Limited - Alternative Format* is only intended to illustrate that IFRS accounting standards allow for alternative notes structures. Entities should carefully assess their specific circumstances and the preferences of the primary users before deciding on notes' structure. Engagement of key stakeholders will be a critical part of any process to make significant changes to the financial statements.

Introduction (continued)

Materiality assessments

Applying the concept of materiality requires judgement, in particular, in relation to matters of presentation and disclosure, and inappropriate application of the concept may be another cause of the perceived disclosure problem. IFRS accounting standards set out a set of minimum disclosure requirements which, in practice, is too often complied with without consideration of the information's relevance for the specific entity. That is, if the transaction or item is immaterial to the entity, then it is not relevant to users of financial statements, in which case, IFRS accounting standards do not require the item to be disclosed (IAS 1.31). If immaterial information is included in the financial statements, the amount of information may potentially reduce the transparency and usefulness of the financial statements as the material and, thus, relevant information, loses prominence.

IFRS Practice Statement 2 *Making Materiality Judgements* provides practical guidance and examples that entities may find helpful in deciding whether information is material. Entities are encouraged to consider it when making materiality judgements.

For annual periods beginning on or after 1 January 2023, the IASB amended IAS 1 and IFRS Practice Statement 2 to provide guidance and examples to help entities apply materiality judgements to accounting policy disclosures.

For an illustration of how the materiality assessment could be performed for disclosures of accounting policies, please refer to Appendix D. For further guidance on the amendments, please refer to our publication, [Applying IFRS: Disclosure of accounting policy information](#).

As explained above, the primary purpose of these financial statements is to illustrate how the most commonly applicable disclosure requirements can be met. Therefore, they include disclosures that may, in practice, be deemed not material to Quality Holdings. It is essential that entities consider their own specific circumstances when determining which disclosures to include. These financial statements are not intended to act as guidance for making the materiality assessments, they must always be tailored to ensure that an entity's financial statements reflect and portray its specific circumstances and its own materiality considerations. Only then will the financial statements provide decision-useful financial information.

For more guidance on how to improve disclosure effectiveness, please refer to our publication, [Applying IFRS: Enhancing communication effectiveness](#) (February 2017).

Alternative performance measures

The use of alternative performance measures (APMs or "non-GAAP measures") is popular in communicating financial information to investors. APMs are financial measures that are not defined in the applicable reporting framework. The number of APMs in use is large and varied depending on the message the entities are trying to convey. The IASB has recognised that management-defined performance measures (MPMs), which are a subset of alternative performance measures that are subtotals based on income and expenses and meet certain criteria, can provide useful information about entities' financial performance. IFRS 18 *Presentation and Disclosure in Financial Statements*, which will become effective on 1 January 2027. This will require entities to provide disclosures about MPMs in a single note in the financial statements.

Entities that are considering to present APMs in their financial statements should refer to our publications, [Applying IFRS: Alternative Performance Measures](#) (October 2018).

Climate-related matters

Stakeholders are increasingly interested in the impact of climate change on entities' business models, cash flows, financial position and financial performance. While IFRS accounting standards do not explicitly refer to climate-related matters, entities must consider them in applying IFRS accounting standards when the effect of those matters is material. In its educational material published in November 2020 (republished July 2023), the IASB clarified its view that existing IFRS accounting standards require entities to consider climate-related matters. In March 2023, the IASB added a project to its work plan to consider whether and how entities can provide better information about climate-related risks in their financial statements, and what actions, if any, the IASB could take to improve the information it requires entities to provide about climate-related matters. Climate-related risks include both physical risks and transition risks. Physical risks include the risk of loss due to specific weather events (such as storms or wildfires), so-called acute physical risks, and risks due to longer-term changes (such as rising sea levels). Transition risks relate to the risk of financial loss due to the economic transition towards a more sustainable economy.

Introduction (continued)

Where relevant, climate-related matters have been addressed in separate commentaries and illustrative disclosures in these financial statements. [Note 2.6](#) has been added to provide an overview of areas in the financial statements that have been impacted by climate-related matters. As the impact of climate-related matters differs significantly across between entities and industries, entities need to consider carefully any specific impacts on their business, arising from physical and transition risks when preparing their financial statements.

The level of disclosure provided may also be impacted by the expectations of regulators, depending on the jurisdiction. For example, regulators may require disclosure of climate-related matters that have not traditionally been considered material in financial statements.

Reporting on climate-related matters outside the financial statements is included in what is commonly referred to as “sustainability reporting”, which refers to reporting on environmental, social and governance matters. Sustainability reporting is not illustrated nor addressed in this publication.

As part of its work on sustainability reporting and climate-related matters’ impact on financial statements, the IFRS Foundation’s standard-setting bodies - the IASB and the International Sustainability Standards Board (ISSB) - have emphasised the concept of connectivity between financial statements and sustainability disclosures. This concept includes, but is not limited to, providing investors with holistic, comprehensive and coherent information about an entity. Regulators have also highlighted the need for consistency in how climate-related matters are treated in IFRS financial statements and in other financial and non-financial information provided by entities.

There have been developments in sustainability disclosure requirements since the December 2023 edition of this publication was released. In September 2024, the Corporations Act 2001 was amended to introduce a mandatory climate-related disclosure regime for Australian entities that are large businesses or financial institutions. The regime applies to both listed and unlisted entities, and will commence as early as financial years beginning on or after 1 January 2025. Under this regime, entities in scope will be required to lodge a ‘sustainability report’ containing climate-related disclosures prepared in accordance with ASRS, which have now been issued by the AASB.

The first two ASRSs issued by the AASB are AASB S1 *General Requirements for Disclosure of Sustainability-related Financial Information* and AASB S2 *Climate-related Disclosures*. Entities within the scope of the Corporations Act requirements must apply AASB S2 for the preparation of climate-related financial disclosures. AASB S2 includes the general requirements for the presentation of climate-related financial disclosures from AASB S1 so that AASB S2 can be applied on a standalone basis. Entities can also choose to voluntarily apply AASB S1 if they wish to disclose information about sustainability-related risks and opportunities beyond climate.

AASB S1 and AASB S2 are based on IFRS S1 *General Requirements for Disclosure of Sustainability-related Financial Information* and IFRS S2 *Climate-related Disclosures* issued by the ISSB. The main difference between the ASRSs and IFRS Sustainability Disclosure Standards in relation to climate-related financial disclosures is that an entity applying AASB S2 is not required to disclose industry-based metrics or to consider industry-based disclosure topics listed in the ISSB’s *Industry-based Guidance on Implementing IFRS S2*. An entity that complies with ASRSs will not necessarily be able to simultaneously claim compliance with the IFRS Sustainability Disclosure Standards.

The amendments to the *Corporations Act 2001* require an entity’s sustainability report to be audited (i.e., subject to reasonable assurance) for financial years commencing on or after 1 July 2030. For earlier years, the Auditing and Assurance Standards Board (AUASB) will specify the phasing in of assurance requirements that will apply to each component of the sustainability report.

Entities considering the requirements for potential climate-related impact on financial statements and disclosures should refer to our publications:

- [Applying IFRS: Connected Financial Reporting: Accounting for Climate Change](#) (May 2024)
- [Mandatory climate-related financial disclosures: update and summary](#) (September 2024)
- [An update on the requirements for climate-related financial disclosures in Australia](#) (October 2024)
- [Reporting ready: preparing for assurance of climates-related disclosures](#) (September 2024)

For further information on latest developments for sustainability reporting, refer to [EY Sustainability Disclosures HUB](#).

Macroeconomic and geopolitical uncertainty

In recent years, there has been significant commodity price volatility, high inflation, rising interest rates and increasing energy prices linked to geopolitical uncertainty and tensions that have affected the current economic environment. The accounting issues that entities will need to pay special attention to as a result include, but are not limited to: impairment of assets; expected credit losses; pensions; determination of fair values; disclosures; and hyperinflation.

Introduction (continued)

Where relevant, these accounting issues have been addressed in commentary throughout this publication. However, as the impact largely depends on the nature of an entity's business and the extent to which it has been affected, relevant accounting issues have not been illustrated in these consolidated financial statements themselves.

Entities should consider whether additional disclosures are necessary to explain macroeconomic and geopolitical events and related transactions subsequent to the previous reporting period that are significant to their financial statements. For instance, the current macroeconomic and geopolitical environment affects the assumptions and estimation uncertainty associated with the measurement of assets and liabilities. Therefore, entities should carefully consider whether additional disclosures are necessary to help users of financial statements understand the impact of those uncertainties and corresponding judgements applied in the financial statements.

The purpose of the commentaries on macroeconomic and geopolitical uncertainty is to aid entities in making assessments as to the impact of current macroeconomic and geopolitical environment on recognition, measurement, presentation, and disclosures. Entities should also consider the latest local guidance released in their jurisdiction along with other publications available on ey.com/ifrs.

IFRS accounting standards

The abbreviation IFRS Standards is defined in paragraph 2 of the *Preface to International Financial Reporting Standards* to include "standards and interpretations approved by the IASB, and International Accounting Standards (IAS Standards) and Standing Interpretations Committee interpretations issued under previous Constitutions". This is also noted in paragraph 7 of IAS 1 and paragraph 5 of IAS 8 *Accounting Policies, Changes in Accounting Estimates and Errors*. Following the formation of the IFRS Foundation's separate standard-setting body for IFRS Sustainability Disclosure Standards, the International Sustainability Standards Board (ISSB™), the IFRS Foundation has clarified that the standards issued by the IASB should be referred to as 'IFRS Accounting Standards'.¹ Thus, when financial statements are described as complying with IFRS accounting standards, this means that they comply with the entire body of pronouncements sanctioned by the IASB. This includes the IAS Standards, IFRS accounting standards and Interpretations originated by the IFRS Interpretations Committee (IFRIC interpretations and SIC interpretations).

International Accounting Standards Board (IASB)

The IASB is the independent accounting standard-setting body of the IFRS Foundation (an independent not-for-profit private sector organisation working in the public interest) responsible for the development and publication of IFRS accounting standard. This includes the *IFRS for SMEs accounting standard*, and approving Interpretations of IFRS accounting standard as developed by the IFRS Interpretations Committee.

In fulfilling its standard-setting duties, the IASB follows a due process, of which the publication of consultative documents, such as discussion papers and exposure drafts, for public comment is an important component.

The IFRS Interpretations Committee (Interpretations Committee)

The Interpretations Committee is a committee, appointed by the IFRS Foundation Trustees that assists the IASB in maintaining and supporting the consistent application of IFRS accounting standards for the benefit of users, preparers and auditors of financial statements.

The Interpretations Committee addresses issues of reasonably widespread importance, rather than issues of concern to only a small set of entities. These include any identified financial reporting issues not addressed in IFRS accounting standards. The Interpretations Committee also advises the IASB on issues to be considered in the annual improvements to IFRS accounting standards projects.

The International Sustainability Standards Board (ISSB)

The ISSB, created in November 2021 by the IFRS Foundation, is the independent sustainability disclosure standard-setting body of the IFRS Foundation. The ISSB members are responsible for developing a set of sustainability disclosure standards (referred to as *IFRS Sustainability Disclosure Standards*). The ISSB will develop IFRS Sustainability Disclosure Standards acknowledging the importance of their interoperability with other reporting initiatives that address broader information needs of other parties.

In fulfilling its standard-setting duties, the ISSB follows a due process, of which the publication of consultative documents, such as discussion papers and exposure drafts, for public comment is an important component.

¹ [IFRS Foundation® Trade Mark Guidelines. IFRS Foundation, 2023](#)

Introduction (continued)

IFRS accounting standards as at 30 June 2024

As a general approach, these illustrative financial statements do not early adopt standards, amendments or interpretations before their effective date.

The standards applied in these illustrative financial statements are those that were in issue as at 30 June 2024 and effective for annual periods beginning on or after 1 January 2024. It is important to note that these illustrative financial statements will require continual updating as standards are issued and/or revised.

Users of this publication are cautioned to check that there has been no change in requirements of IFRS accounting standards between 30 June 2024 and the date on which their financial statements are authorised for issue. In accordance with paragraph 30 of IAS 8, specific disclosure requirements apply for standards and interpretations issued but not yet effective (see [Note 36](#) of these illustrative financial statements). Furthermore, if the financial year of an entity is other than the calendar year, new and revised standards applied in these illustrative financial statements may not be applicable. For instance, the Group has adopted *Disclosures: Supplier Finance Arrangements- Amendments to IAS 7 and IFRS 7* in its 2024 illustrative financial statements. An entity with a financial year that commences on, for example, 1 October and ends on 30 September would have to adopt the amendments in its annual financial statements beginning on 1 October 2024. Therefore, the amendments would not have been applicable in the financial statements of an entity with a year-end of 30 September 2024, unless it voluntarily chose to early adopt the standard.

IFRS 18 Presentation and Disclosure in Financial Statements

In April 2024, the IASB issued IFRS 18, which replaces IAS 1. While a number of sections have been brought forward from IAS 1 with limited changes, IFRS 18 introduces new requirements for presentation within the statement of loss, including specified totals and subtotals. It also requires disclosure of management-defined performance measures and includes new requirements for aggregation and disaggregation of financial information based on the identified 'roles' of the primary financial statements and the notes.

Narrow scope amendments have been made to IAS 7 *Statement of Cash Flows*, and some requirements previously included within IAS 1 have been moved to IAS 8, which has been renamed IAS 8 *Basis of Preparation of Financial Statements*.

These new requirements are expected to impact all reporting entities. IFRS 18 and all consequential amendments are effective for reporting periods beginning on or after 1 January 2027, with earlier application permitted. Retrospective application is required. Entities are strongly encouraged to begin analysing the new requirements. Many entities will need to identify and collect information, which, in some cases, may necessitate changes to their internal information systems.

For additional information on IFRS 18, please refer to our publication, [Applying IFRS - A closer look at IFRS 18](#).

For an overview of all upcoming changes in standards and interpretations, please refer to our recent version of the [New Australian accounting pronouncements](#) publication.

Accounting policy choices

Accounting policies are broadly defined in IAS 8 and include not just the explicit elections provided for in some standards, but also other conventions and practices that are adopted in applying principle-based standards.

In some cases, IFRS accounting standards permit more than one accounting treatment for a transaction or event.

IAS 8 requires an entity to select and apply its accounting policies consistently for similar transactions, events and/or conditions, unless an IFRS accounting standard specifically requires or permits categorisation of items for which different policies may be appropriate. Where an IFRS accounting standard requires or permits such categorisation, an appropriate accounting policy is selected and applied consistently to each category. Therefore, once a choice of one of the alternative treatments has been made, it becomes an accounting policy and must be applied consistently. Changes in accounting policies should only be made if required by a standard or interpretation, or if the change results in the financial statements providing reliable and more relevant information.

In this publication, when a choice is permitted by IFRS accounting standard, the Group has adopted one of the treatments as appropriate to the circumstances of the Group. In these cases, the commentary provides details of which policy has been selected, and the reasons for this policy selection.

Introduction (continued)

Financial review by management

Many entities present a financial review by management that is outside the financial statements. IFRS accounting standards do not require the presentation of such information, although paragraph 13 of IAS 1 gives a brief outline of what may be included in an annual report. IFRS Practice Statement 1, *Management Commentary* provides a non-binding framework for the presentation of a management commentary that relates to financial statements prepared in accordance with IFRS accounting standards. If a company decides to follow the guidance in the Practice Statement, management is encouraged to explain the extent to which the Practice Statement has been followed. A statement of compliance with the Practice Statement is only permitted if it is followed in its entirety. The content of a financial review by management is often determined by local market requirements or issues specific to a particular jurisdiction.

Preparers of financial statements that comply with Australian Accounting Standards should note that other guidance on management commentary already exists in Australia (for example, ASIC Regulatory Guide 230 *Disclosing non-IFRS financial information* and ASIC Regulatory Guide 247 *Effective disclosures in an operating and financial review*), which may take precedence over the IFRS Practice Statement. Further, the content of a financial review by management in relation to the financial statements is often determined by the requirements of the Corporations Act 2001.

Changes in the 2024 edition of *Quality Holdings (Australia) Limited* annual financial statements

The standards and interpretations listed below have become effective since 1 July 2023 for annual periods beginning on or after 1 January 2024. While the list of new standards is provided below, not all of these new standards will have an impact on these illustrative financial statements. To the extent these illustrative financial statements have changed since the 2023 edition due to changes in standards and interpretations, the impact of those changes is disclosed in [Note 2.4](#).

Other changes from the 2023 edition have been made in order to reflect practice developments and to improve the overall quality of the illustrative financial statements.

Changes to IFRS

The following amendments became effective as at 1 January 2024:

- ▶ *Classification of Liabilities as Current or Non-current and Non-current Liabilities with Covenants - Amendments to IAS 1*
- ▶ *Lease Liability in a Sale and Leaseback- Amendments to IFRS 16*
- ▶ *Disclosures: Supplier Finance Arrangements - Amendments to IAS 7 and IFRS 7*

A long, straight stone staircase leads up a hill through a lush green forest. The steps are made of large, flat stones and are covered in moss. The forest is dense with green trees and foliage, creating a canopy overhead. The path is straight and leads towards a bright light at the top of the hill.

Quality Holdings (Australia) Limited

ABN 00 000 000 000

Illustrative Australian Company's financial
report for 31 December 2024 (also application
for 30 June 2025)

Contents to annual report

Notes structure	iv
Materiality assessments	vi
Consolidated statement of profit or loss	3
Consolidated statement of comprehensive income	5
Consolidated statement of financial position	7
Consolidated statement of changes in equity	9
Consolidated statement of cash flows	12
Notes to the consolidated financial statement	16
1. Corporate information	16
2. Accounting policies	16
3. Significant accounting judgements, estimates and assumptions	49
4. Revenue from contracts with customers	57
5. Segment information	61
6. Capital management	64
7. Group information	65
8. Business combinations and acquisition of non-controlling interests	66
9. Partly-owned subsidiaries	70
10. Interest in a joint venture	72
11. Investment in an associate	73
12. Fair value measurement	74
13. Other income and expenses	78
14. Discontinued operations	81
15. Income tax	83
16. Earnings per share (EPS)	88
17. Property, plant and equipment	89
18. Investment properties	92
19. Intangible assets and goodwill	94
20. Goodwill and intangible assets with indefinite useful lives	95
21. Financial assets and financial liabilities	98
22. Inventories	122
23. Trade receivables and contract assets	122
24. Cash and short-term deposits	123
25. Issued capital and reserves	124
26. Distributions made and proposed	126
27. Provisions	126
28. Government grants	127
29. Contract liabilities	127
30. Trade and other payables	128
31. Leases	129
32. Pensions and other post-employment benefit plans	132
33. Share-based payments	137
34. Commitments and contingencies	139
35. Related party disclosures	140
36. Standards issued but not yet effective	142
37. Events after the reporting period	143

Consolidated financial statements



Consolidated statement of profit or loss

for the year ended 31 December 2024

		2024	2023	
		€000	€000	IAS 1.10(b) IAS 1.51(c)
	Notes		Restated	
			(Note 2.5)	IAS 1.51(c),(e) IAS 1.81A
Continuing operations				
Revenue from contracts with customers	4	179,058	159,088	IFRS 15.113(a)
Rental income	18	1,404	1,377	
Revenue		180,462	160,465	IAS 1.82(a)
Cost of sales		(136,569)	(128,386)	IAS 1.103
Gross profit		43,893	32,079	IAS 1.85, IAS 1.103
Other operating income	13.1	2,435	2,548	IAS 1.103
Selling and distribution expenses		(14,001)	(12,964)	IAS 1.99, IAS 1.103
Administrative expenses	13.9	(18,290)	(12,011)	IAS 1.99, IAS 1.103
Other operating expenses	13.2	(2,554)	(353)	IAS 1.99, IAS 1.103
Operating profit		11,483	9,299	IAS 1.85, IAS 1.BC55-56
Finance costs	13.3	(1,366)	(1,268)	IAS 1.82(b), IFRS 7.20
Finance income	13.4	202	145	
Other income	13.5	98	66	
Share of profit of an associate and a joint venture	10, 11	671	638	IAS 1.82(c)
Profit before tax from continuing operations		11,088	8,880	IAS 1.85
Income tax expense	15	(3,092)	(2,233)	IAS 1.82(d), IAS 12.77
Profit for the year from continuing operations		7,996	6,647	IAS 1.85
Discontinued operations				
Profit/(loss) after tax for the year from discontinued operations	14	220	(188)	IAS 1.82(ea) IFRS 5.33(a)
Profit for the year		8,216	6,459	IAS 1.81A(a)
Attributable to:				
Equity holders of the parent		7,928	6,220	IAS 1.81B(a)(xii)
Non-controlling interests		288	239	IAS 1.81B(a)(xi)
		8,216	6,459	
Earnings per share	16			IAS 33.66
► Basic, profit for the year attributable to ordinary equity holders of the parent		€0.38	€0.33	
► Diluted, profit for the year attributable to ordinary equity holders of the parent		€0.38	€0.32	
Earnings per share for continuing operations	16			
► Basic, profit from continuing operations attributable to ordinary equity holders of the parent		€0.37	€0.34	
► Diluted, profit from continuing operations attributable to ordinary equity holders of the parent		€0.37	€0.33	

Commentary on IFRS accounting standards

IAS 1.10 suggests titles for the primary financial statements, such as 'statement of profit or loss and other comprehensive income' or 'statement of financial position'. Entities are, however, permitted to use other titles, such as 'income statement' or 'balance sheet'. The Group applies the titles suggested in IAS 1.

There is no specific requirement to identify restatements to prior period financial statements on the face of the financial statements. IAS 8 requires details to be provided only in the notes. The Group illustrates how an entity may supplement the requirements of IAS 8 so that it is clear to the reader that amounts in the prior period financial statements have been adjusted in the comparative period(s) of the current period financial statements.

IFRS 15.113(a) requires revenue recognised from contracts with customers to be disclosed separately from other sources of revenue, unless presented separately in the statement of comprehensive income or statement of profit or loss. The Group has elected to present the revenue from contracts with customers as a line item in the statement of profit or loss separate from the other source of revenue. IFRS 15 *Revenue from Contracts with Customers* only applies to a subset of total revenue (i.e., revenue from contracts with customers).

IFRS 15 defines revenue as 'income arising in the course of an entity's ordinary activities', but it excludes some revenue contracts from its scope (e.g., leases). IFRS 15 does not explicitly require an entity to use the term 'revenue from contracts with customers'. Therefore, entities may use different terminology in their financial statements to describe revenue arising from transactions that are within the scope of IFRS 15. However, entities should ensure the terms used are not misleading and allow users to distinguish revenue from contracts with customers from other sources of revenue.

The Group also presented a line item for total revenue on the face of the statement of profit or loss as required by IAS 1.82(a). The Group presented rental income as part of revenue as it arises in the course of its ordinary activities.

Cost of sales includes costs of inventories recognised as expense. IAS 2.34 requires that when inventories are sold, the carrying amount of those inventories must be recognised as an expense in the period in which the related revenue is recognised.

IAS 1.99 requires expenses to be analysed either by their nature or by their function within the statement of profit or loss, whichever provides information that is reliable and more relevant. If expenses are analysed by function, information about the nature of expenses must be disclosed in the notes. The Group has presented the analysis of expenses by function. In [Appendix B](#), the consolidated statement of profit or loss is presented with an analysis of expenses by nature.

The Group has presented operating profit in the statement of profit or loss although not required by IAS 1. The terms 'operating profit' or 'operating income' are not defined in IFRS. IAS 1.BC56 states that the IASB recognises that an entity may elect to disclose the results of operating activities, or a similar line item, even though this term is not defined. The entity should ensure the amount disclosed is representative of activities that would normally be considered to be 'operating'. For instance, "it would be inappropriate to exclude items clearly related to operations (such as inventory write-downs and restructuring and relocation expenses) because they occur irregularly or infrequently or are unusual in amount. Similarly, it would be inappropriate to exclude items on the grounds that they do not involve cash flows, such as depreciation and amortisation expenses" (IAS 1.BC56). In practice, other titles, such as earnings before interest and taxation (EBIT), are sometimes used to refer to an operating result. Such subtotals are subject to the guidance included in IAS 1.85A.

The Group has presented its share of profit of an associate and joint venture using the equity method under IAS 28 *Investments in Associates and Joint Ventures* after the line-item 'operating profits'. IAS 1.82(c) requires 'share of the profit or loss of associates and joint ventures accounted for using the equity method' to be presented in a separate line item on the face of the statement profit or loss. In complying with this requirement, the Group combines the share of profit or loss from an associate and a joint venture in one line item. Regulators or standard setters in certain jurisdictions recommend or accept share of the profit/loss of equity method investees being presented with reference to whether the operations of the investees are closely related to that of the reporting entity. This may result in the share of profit/loss of certain equity method investees being included in the operating profit, whilst the share of profit/loss of other equity method investees being excluded from operating profit. In other jurisdictions, regulators or standard setters believe that IAS 1.82(c) requires that share of profit/loss of equity method investees be presented as one line item (or, alternatively, as two or more adjacent line items, with a separate line for the sub-total). This may cause diversity in practice.

IAS 33.68 requires presentation of basic and diluted earnings per share (EPS) for discontinued operations either on the face of the statement of profit or loss or in the notes to the financial statements. The Group has elected to show this information with other disclosures required for discontinued operations in [Note 14](#) and to show the EPS information for continuing operations on the face of the statement of profit or loss.

IAS 1.82(ba) requires that the statement of profit or loss include line items that present the impairment losses (including reversals of impairment losses or impairment gains) determined in accordance with IFRS 9 *Financial Instruments*. The Group did not present its impairment losses determined in accordance with IFRS 9 separately in the statement of profit or loss as the amounts are not considered material.

IFRS 16.49 requires a lessee to present in the statement of profit or loss, the interest expense on lease liabilities separately from the depreciation charge for the right-of-use asset. The interest expense on the lease liabilities is a component of finance costs, which IAS 1.82(b) requires to be presented separately in the statement of profit or loss. Consistent with this requirement, the Group presented interest expense on lease liabilities under 'finance costs' and the depreciation charge on the right-of-use asset under 'cost of sales' and 'administrative expenses'.

Consolidated statement of comprehensive income

for the year ended 31 December 2024

		2024	2023	
		€000	€000	
Notes			Restated (Note 2.5)	IAS 1.51(c) IAS 1.81A IAS 1.10(b) IAS 1.51(d),(e) IAS 1.90 IAS 12.61A IAS 1.81A(a) IAS 1.82A
Profit for the year		8,216	6,459	
Other comprehensive income				
<i>Other comprehensive income that may be reclassified to profit or loss in subsequent periods (net of tax):</i>				
Net gain on hedge of a net investment		195	—	IFRS 9.6.5.13
Exchange differences on translation of foreign operations	21.3, 25	(246)	(117)	IAS 21.32 IAS 21.52(b)
Net gain/(loss) on cash flow hedges	21.3, 25	(618)	24	IFRS 7.20(a)(i)
Net change in costs of hedging	21.3, 25	(22)	—	
Net loss on debt instruments at fair value through other comprehensive income	21.3, 25	(15)	(1)	IFRS 7.20(a)(vii)
Share of other comprehensive loss of an associate	11	(30)	—	IAS 1.82A(b)
Net other comprehensive loss that may be reclassified to profit or loss in subsequent periods		(736)	(94)	IAS 1.82A
<i>Other comprehensive income that will not be reclassified to profit or loss in subsequent periods (net of tax):</i>				
Net gain/(loss) on equity instruments designated at fair value through other comprehensive income	25	(18)	7	IFRS 7.20(a)(vii) IAS 19.120(c)
Remeasurement gain/(loss) on defined benefit plans	32	257	(273)	IAS 19.122
Revaluation of office properties in Euroland	17	592	—	IAS 16.39
Share of other comprehensive income of an associate	11	30	—	IAS 1.82A(b)
Net other comprehensive income/(loss) that will not be reclassified to profit or loss in subsequent periods		861	(266)	IAS 1.82A
Other comprehensive income/(loss) for the year, net of tax		125	(360)	IAS 1.81A(b)
Total comprehensive income for the year, net of tax		8,341	6,099	IAS 1.81A(c)
Attributable to:				
Equity holders of the parent		8,053	5,860	IAS 1.81B(b)(ii)
Non-controlling interests		288	239	IAS 1.81B(b)(i)
		8,341	6,099	

Commentary on IFRS accounting standards

The Group has elected as an accounting policy to present two statements, a statement of profit or loss and a statement of comprehensive income, rather than a single statement of profit or loss and other comprehensive income combining the two elements. If a two-statement approach is adopted, the statement of profit or loss must be followed directly by the statement of comprehensive income. For illustrative purposes, the disclosure of a single statement of profit or loss and other comprehensive income is presented in [Appendix A](#).

There is no specific requirement to identify restatements to prior period financial statements on the face of the financial statements. IAS 8 requires details to be provided only in the notes. The Group illustrates how an entity may supplement the requirements of IAS 8 so that it is clear to the reader that amounts in the prior period financial statements have been adjusted in comparative period(s) of the current period financial statements.

IAS 1.90 requires an entity to disclose the amount of income tax relating to each item of other comprehensive income (OCI), including reclassification adjustments, either in the statement of comprehensive income or in the notes. The Group presented each item of OCI net of the related tax effects in the statement above. The Group then disclosed the income tax effects of each item of OCI in [Note 15](#) and the reclassification adjustments in [Note 25](#). Another alternative provided by IAS 1.91 is to present the different items of OCI before the related tax effects with one amount shown for the aggregate amount of income tax relating to those items. An entity electing this alternative must allocate the tax between those items that 'may be reclassified to profit or loss' and 'will not be reclassified to profit or loss' in subsequent periods. This alternative is illustrated in [Appendix A](#).

IAS 1.82A requires that items that may be reclassified subsequently to profit or loss, when specific conditions are met, must be grouped on the face of the statement of comprehensive income. Similarly, items that will not be reclassified must also be grouped together. In order to make these disclosures, an entity must analyse whether its OCI items are eligible to be subsequently reclassified to profit or loss under IFRS accounting standards.

The Group has presented, in OCI the gains and losses arising from cash flow hedges, including those related to foreign currency and commodity forward contracts that are hedges of forecast inventory purchases, that may be reclassified to profit or loss in subsequent periods. Under IFRS 9.6.5.11(d)(i), if a hedged forecast transaction subsequently results in the recognition of a non-financial asset, the entity must remove the amount from the cash flow hedge reserve and include it directly in the initial cost or other carrying amount of the asset as a basis adjustment. IAS 1.96 states that reclassification adjustments do not arise if a cash flow hedge results in amounts that are removed from the cash flow hedge reserve or a separate component of equity and included directly in the initial cost or other carrying amount of an asset. In subsequent periods, the amount previously recorded in the cash flow hedge reserve may be recognised in profit or loss when the asset (liability) is being recovered (settled). Furthermore, other comprehensive income arising from a cash flow hedge of a future transaction of a non-financial item may not always result in a basis adjustment. These amounts might be reclassified to profit or loss in the case of a loss that is expected not to be partially or fully recovered (IFRS 9.6.5.11(d)(iii)), or if the future cash flows are no longer expected to occur (IFRS 9.6.5.12(b)). The Group concluded that it should present other comprehensive income arising from cash flow hedges consistently with the requirements for items of other comprehensive income that may be reclassified subsequently to profit or loss when specified conditions are met.

Under the requirements of IAS 1.82A and the Implementation Guidance to IAS 1, entities must present the share of the OCI items of equity method investees (i.e., associates and joint ventures), in aggregate as single line items within the 'may be reclassified' and the 'will not be reclassified' groups. As at 31 December 2024, the Group's associate has financial assets at fair value through OCI and an office building located in Euroland that is accounted for under the revaluation model. Consequently, the Group presents items of other comprehensive income related to the associate in two separate line items in the consolidated statement of comprehensive income.

Consolidated statement of financial position

as at 31 December 2024

		2024	2023	As at 1 January 2023	IAS 1.10(a) IAS 1.10(f) IAS 1.51(c)
	Notes	€000	€000 Restated (Note 2.5)	€000 Restated (Note 2.5)	IAS 1.51(d),(e) IAS 1.40A, IAS 1.40B IAS 1.60
Assets					
Non-current assets					
Property, plant and equipment	17	32,979	24,329	18,940	IAS 1.54(a)
Investment properties	18	8,893	7,983	7,091	IAS 1.54(b)
Intangible assets and goodwill	19	6,019	2,461	2,114	IAS 1.54(c)
Right-of-use assets	31	2,908	2,732	2,915	IFRS 16.47
Investment in an associate and a joint venture	10, 11	3,187	2,516	1,878	IAS 1.54(e), IAS 28.38
Non-current financial assets	21	3,761	2,816	2,273	IAS 1.54(d), IFRS 7.8
Deferred tax assets	15	389	365	321	IAS 1.54(o), IAS 1.56
		58,136	43,202	35,532	
Current assets					IAS 1.60, IAS 1.66
Inventories	22	26,027	23,830	24,296	IAS 1.54(g)
Right of return assets	4	1,124	929	856	IFRS 15.B21
Trade receivables	4, 23	25,672	22,290	25,537	IAS 1.54(h), IFRS 15.105
Contract assets	4, 23	4,541	5,180	3,450	IFRS 15.105
Prepayments		244	165	226	IAS 1.55
Other current financial assets	21	551	153	137	IAS 1.54(d), IFRS 7.8
Cash and short-term deposits	24	17,528	14,916	11,066	IAS 1.54(i)
		75,687	67,463	65,568	
Assets held for sale	14	13,554	–	–	IAS 1.54(j), IFRS 5.38
		89,241	67,463	65,568	
Total assets		147,377	110,665	101,100	
Equity and liabilities					
Equity					IAS 1.54(r), IAS 1.78(e)
Issued capital	25	21,888	19,388	19,388	
Share premium	25	4,780	80	–	
Treasury shares	25	(508)	(654)	(774)	
Other capital reserves	25	1,171	864	566	
Retained earnings		31,622	25,929	21,582	
Other components of equity		(642)	(505)	(418)	
Reserves of a disposal group held for sale	14	46	–	–	IFRS 5.38
Equity attributable to equity holders of the parent		58,357	45,102	40,344	
Non-controlling interests		2,410	740	208	IAS 1.54(q)
Total equity		60,767	45,842	40,552	
Non-current liabilities					IAS 1.60
Interest-bearing loans and borrowings	21	22,147	23,313	21,358	IAS 1.54(m)
Other non-current financial liabilities	21	806	–	–	IAS 1.54(m), IFRS 7.8
Provisions	27	1,898	19	15	IAS 1.54(l)
Government grants	28	3,300	1,400	1,300	IAS 20.24
Contract liabilities	4, 29	2,962	888	692	IFRS 15.105
Net employee defined benefit liabilities	32	3,050	2,977	2,526	IAS 1.55, IAS 1.78(d)
Deferred tax liabilities	15	2,454	607	780	IAS 1.54(o), IAS 1.56
		36,617	29,204	26,671	
Current liabilities					IAS 1.60, IAS 1.69
Trade and other payables	30	16,969	20,023	18,248	IAS 1.54(k)
Contract liabilities	4, 29	2,880	2,486	1,836	IFRS 15.105
Refund liabilities	4	6,242	5,844	3,796	IFRS 15.B21
Interest-bearing loans and borrowings	21	2,832	3,142	4,834	IAS 1.54(m), IFRS 7.8(g)
Other current financial liabilities	21	2,953	254	303	IAS 1.54(m), IFRS 7.8
Government grants	28	149	151	150	IAS 1.55, IAS 20.24
Income tax payable		3,511	3,563	4,625	IAS 1.54(n)
Provisions	27	922	156	85	IAS 1.54(l)
Dividends payable	26	410	–	–	
		36,868	35,619	33,877	
Liabilities directly associated with the assets held for sale	14	13,125	–	–	IAS 1.54(p), IFRS 5.38
		49,993	35,619	33,877	
Total liabilities		86,610	64,823	60,548	
Total equity and liabilities		147,377	110,665	101,100	

Commentary on IFRS accounting standards

IAS 1 requires an entity to present a statement of financial position at the beginning of the earliest comparative period when: it applies an accounting policy retrospectively, it makes a retrospective restatement of items in its financial statements, or when it reclassifies items in its financial statements (IAS 1.10(f)), and the change has a material effect on the statement of financial position. In these situations, IAS 1.40A states that an entity must present, at a minimum, three statements of financial position, two of each of the other statements and the related notes. The three statements of financial position include the statement of financial position as at the current annual period year end, the statement of financial position as at the previous annual period year end, and the statement of financial position as at the beginning of the previous annual period ('the opening balance sheet', often referred to as the 'third balance sheet'). As the Group restated the financial statements to correct an error retrospectively, it has included a third balance sheet as at 1 January 2023. Such an additional balance sheet is only required if the adjustment to opening balances is considered to be material (IAS 1.40A(b)). However, the notes related to the third balance sheet are not required, nor are additional statements of profit or loss and other comprehensive income, changes in equity or cash flows (IAS 1.40C).

There is no specific requirement to identify restatements to prior period financial statements on the face of the financial statements. IAS 8 requires details to be provided only in the notes. The Group illustrates how an entity may supplement the requirements of IAS 8 so that it is clear to the reader that amounts in the prior period financial statements have been adjusted in comparative period(s) of the current period financial statements.

In accordance with IAS 1.60, the Group has presented current and non-current assets, and current and non-current liabilities, as separate classifications in the statement of financial position. IAS 1 does not require a specific order of the two classifications. The Group has elected to present non-current assets and liabilities before current assets and liabilities. IAS 1 requires entities to present assets and liabilities in order of liquidity when this presentation is reliable and more relevant.

The Group presented 'contract assets' and 'contract liabilities' in the statement of financial position using the terminology from IFRS 15. IFRS 15.109 allows an entity to use alternative descriptions. However, it must disclose sufficient information so that users of the financial statements can clearly distinguish between unconditional rights to receive consideration (receivables) and conditional rights to receive consideration (contract assets).

IFRS 15.B25 requires an entity to present the refund liability separately from the corresponding asset (on a gross basis, rather than a net basis). The Group presented 'right of return assets' and 'refund liabilities' separately in the statement of financial position.

IFRS 16.47 requires a lessee to either present in the statement of financial position, or disclose in the notes, the right-of-use assets separately from other assets and lease liabilities separately from other liabilities. If a lessee does not present right-of-use assets separately in the statement of financial position, the lessee is required to include right-of-use assets within the same line item that the corresponding underlying assets would be presented if they were owned (e.g., under property, plant and equipment) and it is required to disclose which line items in the statement of financial position include those right-of-use assets. Similarly, if the lessee does not present lease liabilities separately in the statement of financial position, the lessee is required to disclose the line items in the statement of financial position which include those liabilities. The Group presented its 'Right-of-use assets' separately in the statement of financial position. The related lease liabilities were presented in the line item 'Interest-bearing loans and borrowings'.

Under IFRS 16.48, right-of-use assets that meet the definition of investment property must be presented in the statement of financial position as investment property. The Group does not have right-of-use assets that meet the definition of investment property.

Consolidated statement of changes in equity

for the year ended 31 December 2024

	Attributable to the equity holders of the parent											Non-controlling interest	Total equity	
	Issued capital (Note 25)	Share premium (Note 25)	Treasury shares (Note 25)	Other capital reserves (Note 25)	Retained earnings	Cash flow hedge reserve	Cost of hedging reserve	Fair value reserve of financial assets at FVOCI	Foreign currency translation reserve	Asset revaluation surplus	Reserve of disposal group held for sale			
	€000	€000	€000	€000	€000	€000	€000	€000	€000	€000	€000	€000	€000	IAS 1.10(c) IAS 1.49 IAS 1.51(b),(c) IAS 1.106(d) IAS 1.51(d),(e)
As at 1 January 2024	19,388	80	(654)	864	25,929	(70)	–	9	(444)	–	–	45,102	740	45,842
Profit for the period	–	–	–	–	7,928	–	–	–	–	–	–	7,928	288	8,216 IAS 1.106(d)(xi)
Other comprehensive income (Note 25)	–	–	–	–	257	(618)	(22)	(63)	(51)	622	–	125	–	125 IAS 1.106(d)(xii)
Total comprehensive income	–	–	–	–	8,185	(618)	(22)	(63)	(51)	622	–	8,053	288	8,341 IAS 1.106(a)
Depreciation transfer for office properties in Euroland	–	–	–	–	80	–	–	–	–	(80)	–	–	–	– IAS 1.96
Discontinued operations (Note 14)	–	–	–	–	–	–	–	(46)	–	–	46	–	–	– IFRS 5.38
Issue of share capital (Note 25)	2,500	4,703	–	–	–	–	–	–	–	–	–	7,203	–	7,203 IAS 1.106(d)(xiii)
Exercise of options (Note 25)	–	29	146	–	–	–	–	–	–	–	–	175	–	175 IAS 1.106(d)(xiii), IFRS 2.50
Share based payments (Note 33)	–	–	–	307	–	–	–	–	–	–	–	307	–	307 IAS 32.39, IAS 1.109
Transaction costs related to issue of share capital (Note 8)	–	(32)	–	–	–	–	–	–	–	–	–	(32)	–	(32) IAS 1.107
Cash dividends (Note 26)	–	–	–	–	(2,389)	–	–	–	–	–	–	(2,389)	(30)	(2,419)
Transfer of fair value reserve of equity instruments designated at FVOCI	–	–	–	–	7	–	–	(7)	–	–	–	–	–	–
Transfer of cash flow hedge reserve to inventories	–	–	–	–	–	126	2	–	–	–	–	128	–	128
Acquisition of a subsidiary (Note 8)	–	–	–	–	–	–	–	–	–	–	–	–	1,547	1,547 IAS 1.106(d)(xiii)
Acquisition of non-controlling interests (Note 8)	–	–	–	–	(190)	–	–	–	–	–	–	(190)	(135)	(325) IAS 1.106(d)(xiii)
At 31 December 2024	21,888	4,780	(508)	1,171	31,622	(562)	(20)	(107)	(495)	542	46	58,357	2,410	60,767

Consolidated statement of changes in equity

for the year ended 31 December 2023 (restated)

Attributable to the equity holders of the parent

	Issued capital (Note 25)	Share premium (Note 25)	Treasury shares (Note 25)	Other capital reserves (Note 25)	Retained earnings	Cash flow hedge reserve	Fair value reserve of financial assets at FVOCI	Foreign currency translation reserve	Total	Non-controlling interest	Total equity	IAS 1.10(c) IAS 1.49 IAS 1.51(b),(c) IAS 8.28 IAS 1.106(d) IAS 1.51(d),(e)
As at 1 January 2023	19,388	–	(774)	566	22,282	(94)	3	(327)	41,044	208	41,252	
Adjustment on correction of error (net of tax) (Note 2.5)	–	–	–	–	(700)	–	–	–	(700)	–	(700)	IAS 1.106(b)
As at 1 January 2023 (restated)	19,388	–	(774)	566	21,582	(94)	3	(327)	40,344	208	40,552	
Profit for the period	–	–	–	–	6,220	–	–	–	6,220	239	6,459	IAS 1.106(d)(i)
Other comprehensive income (Note 25)	–	–	–	–	(273)	24	6	(117)	(360)	–	(360)	IAS 1.106(d)(ii)
Total comprehensive income	–	–	–	–	5,947	24	6	(117)	5,860	239	6,099	IAS 1.106(a)
Exercise of options (Note 25)	–	80	120	–	–	–	–	–	200	–	200	IAS 1.106(d)(iii),
Share-based payments (Note 33)	–	–	–	298	–	–	–	–	298	–	298	IFRS 2.50
Dividends (Note 26)	–	–	–	–	(1,600)	–	–	–	(1,600)	(49)	(1,649)	IAS 1.107
Non-controlling interests arising on a business combination (Note 8)	–	–	–	–	–	–	–	–	–	342	342	IAS 1.106(d)(iii)
At 31 December 2023 (restated)	19,388	80	(654)	864	25,929	(70)	9	(444)	45,102	740	45,842	

Commentary on IFRS accounting standards

There is no specific requirement to identify adjustments made retrospectively on the face of the financial statements, except for the effect of a retrospective application or restatement on each component of equity (IAS 1.106(b)). IAS 8 requires details to be given only in the notes. By labelling the comparatives 'Restated', the Group illustrates how an entity may supplement the requirements of IAS 8 so that it is clear to the user that adjustments to the amounts in prior financial statements have been reflected in the comparative periods as presented in the current period financial statements.

For equity-settled share-based payment transactions, IFRS 2.7 requires entities to recognise an increase in equity when goods or services are received. However, IFRS 2 *Share-based Payment* does not specify where in equity this should be recognised. The Group has chosen to recognise the credit in other capital reserves. In some jurisdictions, it is common to transfer amounts recognised in other capital reserves to share premium or retained earnings when the share options are exercised or expire. Such transfer is also permitted by IFRS 2.23. However, the transfer to share premium is subject to legal restrictions that are in force in each jurisdiction. The Group has elected to continue to present other capital reserves separately. The Group provided treasury shares to employees exercising share options and elected to recognise the excess of cash received over the acquisition cost of those treasury shares in share premium.

The acquisition of an additional ownership interest in a subsidiary without a change of control is accounted for as an equity transaction in accordance with IFRS 10 *Consolidated Financial Statements*. Any excess or deficit of consideration paid over the carrying amount of the non-controlling interests is recognised in equity of the parent in transactions where the non-controlling interests are acquired or sold without loss of control. The Group has elected to recognise this effect in retained earnings. With respect to the subsidiary to which these non-controlling interests relate, there were no accumulated components recognised in OCI. If there had been such components, those would have been reallocated within equity of the parent (e.g., foreign currency translation reserve or fair value reserve of financial assets at FVOCI).

IFRS 5.38 requires that items recognised in OCI related to discontinued operations must be separately disclosed. The Group presents this effect in the statement of changes in equity above. However, presentation of such items within discontinued operations does not change the nature of the reserve. Generally, reclassification to profit or loss will only occur if and when required by IFRS accounting standards.

The Group recognises remeasurement gains and losses arising on defined benefit pension plans in OCI in accordance with IAS 19 *Employee Benefits*. As they will never be reclassified into profit or loss, they are immediately recorded in retained earnings (refer to the statement of comprehensive income). IAS 19 does not require separate presentation of those components in the statement of changes in equity but an entity may choose to present the remeasurement gains and losses in a separate reserve within the statement of changes in equity.

The amounts presented as change in the asset revaluation surplus and the fair value reserve of financial assets at FVOCI include a share of other comprehensive income of the associate, which relates to the revaluation of an office building in Euroland and the remeasurement of debt instruments at fair value through OCI. IAS 1 specifically requires that entities must present the share of other comprehensive income items of their equity method investees, in aggregate, as a single line item within the 'to be reclassified' and the 'not to be reclassified' groups in the other comprehensive income section. IAS 28, IAS 1 and IFRS 12 *Disclosure of Interests in Other Entities* do not provide specific guidance on how the investor should present its accumulated share of other comprehensive income of equity-accounted investees. The *Guidance on implementing IAS 1* contains an example in which the accumulated property, plant and equipment revaluation gain is included into the revaluation surplus of the investor. Quality Holdings (Australia) applies a similar presentation of accumulated items of other comprehensive income of its associate. However, as current IFRS accounting standards do not contain specific requirements on this issue, other presentation approaches may also be acceptable.

IFRS 9.B5.7.1 states that accumulated gains and losses recognised in OCI for equity financial assets must not be subsequently transferred to profit or loss. However, the entity may transfer the cumulative gain or loss within equity. The Group transferred the accumulated gain on its equity financial assets from OCI to retained earnings upon derecognition of the financial asset.

IFRS 9.6.5.11(d)(i) requires that if a hedged forecast transaction subsequently results in the recognition of a non-financial asset or non-financial liability, or a hedged forecast transaction for a non-financial asset or a non-financial liability becomes a firm commitment for which fair value hedge accounting is applied, the entity must remove that amount from the cash flow hedge reserve and include it directly in the initial cost or other carrying amount of the asset or liability. This is not a reclassification adjustment and, as such, it does not affect OCI. The Group has cash flow hedge reserve on its cash flow hedges of forecast inventory purchases that was included in the carrying amount of inventories.

Consolidated statement of cash flows

for the year ended 31 December 2024

		2024	2023	
	Notes	€000	€000	IAS 1.49 IAS 1.51(c) IAS 1.10(d) IAS 1.51(d),(e)
			Restated (Note 2.5)	IAS 7.10, IAS 7.18(b)
Operating activities				
Profit before tax from continuing operations		11,088	8,880	
Profit/(loss) before tax from discontinued operations	14	213	(193)	
Profit before tax		11,301	8,687	
Adjustments to reconcile profit before tax to net cash flows:				IAS 7.20(b)
Depreciation and impairment of property, plant and equipment and right-of-use assets	17, 31	4,341	3,794	
Amortisation and impairment of intangible assets and impairment of goodwill	19	325	174	
Equipment received from customers	17	(190)	(150)	
Share-based payment expense	33	412	492	
Decrease in fair value of investment properties	18	306	300	
Net foreign exchange differences		(365)	(240)	
Gain on disposal of property, plant and equipment	13.1	(532)	(2,007)	
Fair value adjustment of a contingent consideration	8	358	–	
Finance income	13.4	(202)	(145)	IAS 7.20(c)
Finance costs	13.3	1,366	1,268	IAS 7.20(c)
Other income	13.5	(98)	(66)	
Net loss on derivative instruments at fair value through profit or loss		652	–	
Share of profit of an associate and a joint venture	10, 11	(671)	(638)	
Movements in provisions, pensions and government grants		(815)	(65)	
Working capital changes:				IAS 7.20(a)
Decrease/(increase) in trade receivables, contract assets and prepayments		(7,102)	2,431	
Decrease in inventories and right of return assets		1,129	1,111	
Increase in trade and other payables, contract liabilities and refund liabilities		4,511	2,530	
		14,726	17,476	
Interest received		250	221	IAS 7.31
Interest paid		(1,067)	(1,173)	IAS 7.31
Income tax paid		(2,935)	(3,999)	IAS 7.35
Net cash flows from operating activities		10,974	12,525	
Investing activities				IAS 7.10, IAS 7.21
Proceeds from sale of property, plant and equipment		1,990	2,319	IAS 7.16(b)
Purchase of property, plant and equipment	17	(10,167)	(7,581)	IAS 7.16(a)
Purchase of investment properties	18	(1,216)	(1,192)	IAS 7.16(a)
Purchase of financial instruments		(272)	(225)	IAS 7.16(c)
Proceeds from sale of financial instruments		328	145	IAS 7.16(d)
Development expenditures	19	(587)	(390)	IAS 7.16(a)
Acquisition of a subsidiary, net of cash acquired	8	230	(1,450)	IAS 7.39
Receipt of government grants	28	2,951	642	
Net cash flows used in investing activities		(6,743)	(7,732)	
Financing activities				IAS 7.10, IAS 7.21
Proceeds from exercise of share options		175	200	IAS 7.17(a)
Acquisition of non-controlling interests	8	(325)	–	IAS 7.42A
Transaction costs on issue of shares	25	(32)	–	IAS 7.17(a)
Payment of principal portion of lease liabilities	31	(406)	(341)	IAS 7.17(e)
Proceeds from borrowings		5,649	4,871	IAS 7.17(c)
Repayment of borrowings		(2,032)	(4,250)	IAS 7.17(d)
Dividends paid to equity holders of the parent	26	(1,979)	(1,600)	IAS 7.31
Dividends paid to non-controlling interests		(30)	(49)	IFRS 12.B10(a)
Net cash flows from/(used in) financing activities		1,020	(1,169)	
Net increase in cash and cash equivalents		5,251	3,624	
Net foreign exchange difference		339	326	IAS 7.28
Cash and cash equivalents at 1 January		12,266	8,316	
Cash and cash equivalents at 31 December	24	17,856	12,266	IAS 7.45

Commentary on IFRS accounting standards

IAS 7.18 allows entities to report cash flows from operating activities using either the direct method or the indirect method. The Group presents its cash flows using the indirect method. A statement of cash flows prepared using the direct method for operating activities is presented in [Appendix C](#) for illustrative purposes.

There is no specific requirement to identify adjustments made retrospectively on the face of the financial statements, except for the effect of a retrospective application or restatement on each component of equity (IAS 1.106(b)). IAS 8 requires details to be given only in the notes. By labelling the comparatives 'Restated', the Group illustrates how an entity may supplement the requirements of IAS 8 so that it is clear to the user that adjustments to the amounts in prior financial statements have been reflected in the comparative periods as presented in the current period financial statements. This is consistent with the illustrative example in IAS 8.IG.1.6.

The Group has reconciled profit before tax to net cash flows from operating activities. However, reconciliation from profit after tax is also acceptable under IAS 7 *Statement of Cash Flows*.

IAS 7.33 permits interest paid to be shown as operating or financing activities and interest received to be shown as operating or investing activities, as deemed relevant for the entity. The Group has elected to classify interest received and interest paid (including interest on lease liabilities and interest arising from revenue contracts, if there is any) as cash flows from operating activities.

Certain working capital adjustments and other adjustments included in the statement of cash flows, reflect the change in balances between 2024 and 2023, including the 2024 balances of the discontinued operations grouped in line-items 'assets classified as held for sale' and 'liabilities directly associated with the assets classified as held for sale'.

IFRS 16.50 requires that in the statement of cash flows, a lessee classifies: cash payments for the principal portion of the lease liability within financing activities, cash payments for the interest portion of the lease liability applying the requirements in IAS 7 for interest paid (i.e., IAS 7.31-33), and short-term lease payments, payments for leases of low-value assets and variable lease payments not included in the measurement of the lease liability within operating activities. Non-cash activity (e.g., the initial recognition of the lease at commencement) is required to be disclosed as a supplemental non-cash item in accordance with IAS 7.43 (see [Note 31](#)).

Index to notes to the consolidated financial statements

Notes structure	iv
Materiality assessments	vi
1. Corporate information	16
2. Accounting policies	16
2.1 Basis of preparation	16
2.2 Basis of consolidation	18
2.3 Summary of accounting policies	18
2.4 Changes in accounting policies and disclosures	47
2.5 Correction of an error	48
3. Significant accounting judgements, estimates and assumptions	49
4. Revenue from contracts with customers	57
4.1 Disaggregated revenue information	57
4.2 Contract balances	58
4.3 Right of return assets and refund liabilities	59
4.4 Performance obligations	59
5. Segment information	61
6. Capital management	64
7. Group information	65
8. Business combinations and acquisition of non-controlling interests	66
9. Partly-owned subsidiaries	70
10. Interest in a joint venture	72
11. Investment in an associate	73
12. Fair value measurement	74
13. Other income and expenses	78
13.1 Other operating income	78
13.2 Other operating expenses	78
13.3 Finance costs	78
13.4 Finance income	78
13.5 Other income	79
13.6 Depreciation, amortisation, lease payments, foreign exchange differences and costs of inventories	79
13.7 Employee benefits expense	80
13.8 Research and development costs	80
13.9 Administrative expenses	80
14. Discontinued operations	81
15. Income tax	83
16. Earnings per share (EPS)	88
17. Property, plant and equipment	89
18. Investment properties	92
19. Intangible assets and goodwill	94
20. Goodwill and intangible assets with indefinite useful lives	95
21. Financial assets and financial liabilities	98
21.1 Financial assets	98
21.2 Financial liabilities: Interest-bearing loans and borrowings	99
21.3 Hedging activities and derivatives	102
21.4 Fair values	108
21.5 Financial instruments risk management objectives and policies	113
21.6 Changes in liabilities arising from financing activities	121
22. Inventories	122
23. Trade receivables and contract assets	122
24. Cash and short-term deposits	123
25. Issued capital and reserves	124
26. Distributions made and proposed	126

27. Provisions.....	126
28. Government grants.....	127
29. Contract liabilities.....	127
29.1 QualityPoints transactions	128
30. Trade and other payables	128
31. Leases.....	129
32. Pensions and other post-employment benefit plans	132
33. Share-based payments.....	137
34. Commitments and contingencies.....	139
35. Related party disclosures	140
36. Standards issued but not yet effective	142
37. Events after the reporting period	143

Notes to the consolidated financial statement

1. Corporate information

The consolidated financial statements of Quality Holdings (Australia) Limited and its subsidiaries (collectively, the Group) for the year ended 31 December 2024 were authorised for issue in accordance with a resolution of the directors on 31 January 2025. Quality Holdings (Australia) Limited (the Company or the parent) is a limited company incorporated and domiciled in Euroland and whose shares are publicly traded. The registered office is located at Fire House, Ashdown Square in Euroville.

The Group is principally engaged in the provision of fire prevention and electronic equipment and services and the management of investment property (see [Note 5](#)). Information on the Group's structure is provided in [Note 7](#). Information on other related party relationships of the Group is provided in [Note 35](#).

IAS 1.10(e)
IAS 1.49
IAS 1.113

IAS 1.51(a)
IAS 1.51(b)

IAS 1.51(c)
IAS 1.138(a)
IAS 10.17

IAS 1.138(b)
IAS 1.138(c)

2. Accounting policies

Commentary on IFRS accounting standards

Effective for annual periods starting on or after 1 January 2023, IAS 1 was amended to replace the requirement for entities to disclose their 'significant accounting policies' with a requirement to disclose 'material accounting policy information' (IAS 1.117). The explicit requirement to disclose measurement bases has also been removed.

The replacement of 'significant' with 'material' accounting policy information may impact the accounting policy disclosures of entities. Determining whether accounting policies are material or not requires the use of significant judgement. Therefore, entities will have to revisit their accounting policy information disclosures to ensure compliance with the amended standard.

The identification of an entity's material accounting policies is an important aspect of the financial statements. Entities must carefully consider whether "standardised information, or information that only duplicates or summarises the requirements of the IFRSs" is material information and, if not, whether it should be removed from the accounting policy disclosures to enhance the usefulness of the financial statements.

The accounting policies disclosed in this note illustrate some of the more commonly applicable accounting policies. However, as these are illustrative financial statements, they include disclosures that may, in practice, be considered not material to Quality Holdings (Australia). It is essential that entities consider their specific circumstances when determining which accounting policy information is material and relevant and therefore needs to be disclosed. Entities may find the publication [Applying IFRS: Disclosure of accounting policy information](#) helpful in assessing the impact of the amended standard on their accounting policy disclosures.

2.1 Basis of preparation

The consolidated financial statements of the Group have been prepared in accordance with IFRS accounting standards as issued by the International Accounting Standards Board (IASB).

The consolidated financial statements have been prepared on a historical cost basis, except for investment properties, certain office properties (classified as property, plant and equipment), derivative financial instruments, debt and equity financial assets and contingent consideration that have been measured at fair value. The carrying values of recognised assets and liabilities that are designated as hedged items in fair value hedges that would otherwise be carried at amortised cost are adjusted to recognise changes in the fair values attributable to the risks that are being hedged in effective hedge relationships. The consolidated financial statements are presented in euros and all values are rounded to the nearest thousand (€000), except when otherwise indicated.

The Group has prepared the financial statements on the basis that it will continue to operate as a going concern.

Commentary on IFRS accounting standards

Entities ought to consider referring to "IFRS accounting standards" when making the compliance statement in accordance with IAS 1.16 in order to explicitly differentiate between the information disclosed under IFRS accounting standards and IFRS Sustainability Disclosure Standards. Local regulators could require otherwise, in which case the local requirements must be complied with.

The *IFRS Foundation Trade Mark Guidelines*, which were revised in 2023, now require third parties to refer to the accounting standards issued by the IASB as "IFRS Accounting Standards" to distinguish them from the standards issued by the ISSB.

The IASB has not made corresponding amendments to IAS 1 *Presentation of Financial Statements*. However, IFRS 18 *Presentation and Disclosure in Financial Statements*, which supersedes IAS 1 for reporting periods beginning on or after 1 January 2027, refers to IFRS Accounting Standards.

IAS 1.16

IAS 1.112(a)

IAS 1.51(d),(e)

Notes to the consolidated financial statement (continued)

2. Accounting policies (continued)

2.1 Basis of preparation (continued)

Entities in certain jurisdictions may be required to comply with IFRS accounting standards approved by local regulations, for example, listed companies in the European Union (EU) are required to comply with IFRS accounting standards as endorsed by the EU. These financial statements only illustrate compliance with IFRS accounting standards as issued by the IASB.

A statement that the financial statements are prepared on a going-concern basis is not a requirement of IFRS accounting standards. However, it is required by regulators in certain jurisdictions and may be considered a “best practice” disclosure. Therefore, the Group decided to disclose the basis of preparation. Entities should consider not only the specific disclosure requirements relating to going concern in IAS 1.25, but also the overarching disclosure requirements in IAS 1. These requirements include those in IAS 1.122 relating to judgements that have the most significant effect on the amounts recognised in the financial statements.

Commentary on macroeconomic and geopolitical uncertainty

Going concern

When making the going concern assessment, management takes into consideration the existing and anticipated effects of the current macroeconomic and geopolitical uncertainties on the entity's activities. These effects may result in material uncertainties that cast doubt on the entity's ability to operate as a going concern. IAS 1.25 requires management, when preparing financial statements, to assess an entity's ability to continue as a going concern, and whether the going concern assumption is appropriate. In assessing whether the going concern assumption is appropriate, the standard requires an entity to consider all available information about the future, which is at least, but not limited to, twelve months from the end of the reporting period. When an entity is aware, in making its going concern assessment, of material uncertainties related to events or conditions that may cast significant doubt upon the entity's ability to continue as a going concern, it must disclose those uncertainties.

Entities will need to disclose the significant judgements made in the assessment of the existence of a material uncertainty.

When making that assessment, management takes into consideration the existing and anticipated effects of the macroeconomic and geopolitical uncertainty on the entity's activities. Management should consider all available information about the future that was obtained after the reporting date, up until the date of which the financial statements are issued in their assessment of going concern. As the IASB clarified in the educational material [Going concern - a focus on disclosure](#) published in January 2021, if management concludes that there are material uncertainties relating to the entity's ability to continue as a going concern, IAS 1.25 requires the entity to disclose those uncertainties. If there are no material uncertainties, but significant judgement was required to arrive at this conclusion, this judgement is required to be disclosed in line with IAS 1.122.

Commentary on climate-related matters

Entities should consider the impact of climate-related matters on their going concern assessment. In making their going concern assessments, entities are required by IAS 1.26 to take into account all available information about the future for at least, but not limited to, twelve months beyond the end of the reporting period. Thus, even though most entities will not be subject to acute physical risk or other climate-related effects that may cause doubts about their ability to continue operating as a going concern, climate-related matters beyond the initial twelve month period may create material uncertainties related to events or conditions that cast significant doubt upon an entity's ability to continue as a going concern. An example of such events or conditions could be an obstacle to obtaining replacement financing due an entity operating in a carbon-intensive industry or climate-related legislation or regulations that result in an entity's business model no longer being feasible. In their educational material [Effects of climate-related matters on financial statements](#), the IASB clarifies that entities also need to consider any planned mitigating actions in the assessment.

The consolidated financial statements provide comparative information in respect of the previous period. In addition, the Group presents an additional statement of financial position at the beginning of the preceding period when there is a retrospective application of an accounting policy, a retrospective restatement, or a reclassification of items in financial statements. An additional statement of financial position as at 1 January 2023 is presented in these consolidated financial statements due to the retrospective correction of an error. See [Note 2.5](#).

IAS 1.40A
IAS 1.10(f)
IAS 1.38
IAS 1.38A

Notes to the consolidated financial statement (continued)

2. Accounting policies (continued)

2.2 Basis of consolidation

The consolidated financial statements comprise the financial statements of the Company and its subsidiaries as at 31 December 2024. Control is achieved when the Group is exposed, or has rights, to variable returns from its involvement with the investee and has the ability to affect those returns through its power over the investee. Specifically, the Group controls an investee if, and only if, the Group has:

IFRS 10.7

- ▶ Power over the investee (i.e., existing rights that give it the current ability to direct the relevant activities of the investee)
- ▶ Exposure, or rights, to variable returns from its involvement with the investee
- ▶ The ability to use its power over the investee to affect its returns

Generally, there is a presumption that a majority of voting rights results in control. To support this presumption and when the Group has less than a majority of the voting or similar rights of an investee, the Group considers all relevant facts and circumstances in assessing whether it has power over an investee, including:

IFRS 10.B38

- ▶ The contractual arrangement(s) with the other vote holders of the investee
- ▶ Rights arising from other contractual arrangements
- ▶ The Group's voting rights and potential voting rights

The Group re-assesses whether or not it controls an investee if facts and circumstances indicate that there are changes to one or more of the three elements of control. Consolidation of a subsidiary begins when the Group obtains control over the subsidiary and ceases when the Group loses control of the subsidiary. Assets, liabilities, income and expenses of a subsidiary acquired or disposed of during the year are included in the consolidated financial statements from the date the Group gains control until the date the Group ceases to control the subsidiary.

IFRS 10.B80
IFRS 10.B86
IFRS 10.B99

Profit or loss and each component of OCI are attributed to the equity holders of the parent of the Group and to the non-controlling interests, even if this results in the non-controlling interests having a deficit balance. When necessary, adjustments are made to the financial statements of subsidiaries to bring their accounting policies in line with the Group's accounting policies. All intra-group assets and liabilities, equity, income, expenses and cash flows relating to transactions between members of the Group are eliminated in full on consolidation.

IFRS 10.B94
IFRS 10.B87
IFRS 10.B86

A change in the ownership interest of a subsidiary, without a loss of control, is accounted for as an equity transaction.

IFRS 10.B96
IFRS 10.B98
IFRS 10.B99

If the Group loses control over a subsidiary, it derecognises the related assets (including goodwill), liabilities, non-controlling interest and other components of equity, whilst any resultant gain or loss is recognised in profit or loss. Any investment retained is recognised at fair value.

2.3 Summary of accounting policies

IAS 1.112
IAS 1.117(b)

a) Business combinations and goodwill

Business combinations are accounted for using the acquisition method. The cost of an acquisition is measured as the aggregate of the consideration transferred, which is measured at acquisition date fair value, and the amount of any non-controlling interests in the acquiree. For each business combination, the Group elects whether to measure the non-controlling interests in the acquiree at fair value or at the proportionate share of the acquiree's identifiable net assets. Acquisition-related costs are expensed as incurred and included in administrative expenses.

IFRS 3.4
IFRS 3.18
IFRS 3.19

IFRS 3.53
IFRS 3.B64(m)

The Group determines that it has acquired a business when the acquired set of activities and assets include an input and a substantive process that together significantly contribute to the ability to create outputs. The acquired process is considered substantive if it is critical to the ability to continue producing outputs, and the inputs acquired include an organised workforce with the necessary skills, knowledge, or experience to perform that process or it significantly contributes to the ability to continue producing outputs and is considered unique or scarce or cannot be replaced without significant cost, effort, or delay in the ability to continue producing outputs.

IFRS 3.B8
IFRS 3.B12

When the Group acquires a business, it assesses the financial assets and liabilities assumed for appropriate classification and designation in accordance with the contractual terms, economic circumstances and pertinent conditions as at the acquisition date. This includes the separation of embedded derivatives in host contracts by the acquiree.

IFRS 3.15
IFRS 3.16

Notes to the consolidated financial statement (continued)

2. Accounting policies (continued)

2.3 Summary of accounting policies (continued)

a) Business combinations and goodwill (continued)

Any contingent consideration to be transferred by the acquirer will be recognised at fair value at the acquisition date. Contingent consideration classified as equity is not remeasured and its subsequent settlement is accounted for within equity. Contingent consideration classified as an asset or liability that is a financial instrument and within the scope of IFRS 9 *Financial Instruments*, is measured at fair value with the changes in fair value recognised in the statement of profit or loss in accordance with IFRS 9. Other contingent consideration that is not within the scope of IFRS 9 is measured at fair value at each reporting date with changes in fair value recognised in profit or loss.

IFRS 3.39
IFRS 3.58

Goodwill is initially measured at cost (being the excess of the aggregate of the consideration transferred and the amount recognised for non-controlling interests and any previous interest held over the net identifiable assets acquired and liabilities assumed). If the fair value of the net assets acquired is in excess of the aggregate consideration transferred, the Group re-assesses whether it has correctly identified all of the assets acquired and all of the liabilities assumed and reviews the procedures used to measure the amounts to be recognised at the acquisition date. If the reassessment still results in an excess of the fair value of net assets acquired over the aggregate consideration transferred, then the gain is recognised in profit or loss.

IFRS 3.32

IFRS 3.36

After initial recognition, goodwill is measured at cost less any accumulated impairment losses. For the purpose of impairment testing, goodwill acquired in a business combination is, from the acquisition date, allocated to each of the Group's cash-generating units that are expected to benefit from the combination, irrespective of whether other assets or liabilities of the acquiree are assigned to those units.

IFRS 3.B63(a)
IAS 36.80

Where goodwill has been allocated to a cash-generating unit (CGU) and part of the operation within that unit is disposed of, the goodwill associated with the disposed operation is included in the carrying amount of the operation when determining the gain or loss on disposal. Goodwill disposed in these circumstances is measured based on the relative values of the disposed operation and the portion of the cash-generating unit retained.

IAS 36.86

b) Investment in associates and joint ventures

The group holds an interest in a joint venture, Showers Limited, and an interest in an associate, Power Works Limited.

IAS 28.3

The financial statements of Showers Limited and Power Works Limited are prepared for the same reporting period as the Group. The accounting policies of both companies are aligned with those of the Group. Therefore, no adjustments are made when measuring and recognising the Group's share of the profit or loss of the investees after the date of acquisition.

An associate is an entity over which the Group has significant influence. Significant influence is the power to participate in the financial and operating policy decisions of the investee, but is not control or joint control over those policies.

A joint venture is a type of joint arrangement whereby the parties that have joint control of the arrangement have rights to the net assets of the joint venture. Joint control is the contractually agreed sharing of control of an arrangement, which exists only when decisions about the relevant activities require the unanimous consent of the parties sharing control.

IFRS 11.16
IFRS 11.7

Commentary on IFRS accounting standards

The Group does not have an interest in a joint operation. If the Group had an interest in a joint operation, as per IFRS 11.20, it would recognise in relation to its interest its:

- ▶ Assets, including its share of any assets held jointly
- ▶ Liabilities, including its share of any liabilities incurred jointly
- ▶ Revenue from the sale of its share of the output arising from the joint operation
- ▶ Share of the revenue from the sale of the output by the joint operation
- ▶ Expenses, including its share of any expenses incurred jointly

Notes to the consolidated financial statement (continued)

2. Accounting policies (continued)

2.3 Summary of accounting policies (continued)

b) Investment in associates and joint ventures (continued)

The considerations made in determining significant influence or joint control are similar to those necessary to determine control over subsidiaries. The Group's investment in its associate and joint venture are accounted for using the equity method.

The aggregate of the Group's share of profit or loss of an associate and a joint venture is shown on the face of the statement of profit or loss outside operating profit and represents profit or loss after tax and non-controlling interests in the subsidiaries of the associate or joint venture.

Under the equity method, the investment in an associate or a joint venture is initially recognised at cost. The carrying amount of the investment is adjusted to recognise changes in the Group's share of net assets of the associate or joint venture since the acquisition date. Goodwill relating to the associate or joint venture is included in the carrying amount of the investment and is not tested for impairment separately. Thus, reversals of impairments may effectively include reversal of goodwill impairments. Impairments and reversals are presented within 'Share of profit of an associate and a joint venture' in the statement of profit or loss.

The statement of profit or loss reflects the Group's share of the results of operations of the associate or joint venture. Any change in OCI of those investees is presented as part of the Group's OCI. In addition, when there has been a change recognised directly in the equity of the associate or joint venture, the Group recognises its share of any changes, when applicable, in the statement of changes in equity. Unrealised gains and losses resulting from transactions between the Group and the associate or joint venture are eliminated to the extent of the interest in the associate or joint venture.

The aggregate of the Group's share of profit or loss of an associate and a joint venture is shown on the face of the statement of profit or loss outside operating profit and represents profit or loss after tax and non-controlling interests in the subsidiaries of the associate or joint venture.

The financial statements of the associate or joint venture are prepared for the same reporting period as the Group. When necessary, adjustments are made to bring the accounting policies in line with those of the Group.

After application of the equity method, the Group determines whether it is necessary to recognise an impairment loss on its investment in its associate or joint venture. At each reporting date, the Group determines whether there is objective evidence that the investment in the associate or joint venture is impaired. If there is such evidence, the Group calculates the amount of impairment as the difference between the recoverable amount of the associate or joint venture and its carrying value, and then recognises the loss within 'Share of profit of an associate and a joint venture' in the statement of profit or loss.

Upon loss of significant influence over the associate or joint control over the joint venture, the Group measures and recognises any retained investment at its fair value. Any difference between the carrying amount of the associate or joint venture upon loss of significant influence or joint control and the fair value of the retained investment and proceeds from disposal is recognised in profit or loss.

c) Fair value measurement

The Group measures financial instruments such as derivatives, and non-financial assets such as investment properties, at fair value at each balance sheet date.

IAS 28.10

IAS 28.26-29

IAS 1.82(c)

IAS 28.40-43

IAS 28.22(b)

Notes to the consolidated financial statement (continued)

2. Accounting policies (continued)

2.3 Summary of accounting policies (continued)

c) Fair value measurement (continued)

Fair value is the price that would be received to sell an asset or paid to transfer a liability in an orderly transaction between market participants at the measurement date. The fair value measurement is based on the presumption that the transaction to sell the asset or transfer the liability takes place either:

IFRS 13.9

- In the principal market for the asset or liability
- Or

IFRS 13.16

- In the absence of a principal market, in the most advantageous market for the asset or liability

The principal or the most advantageous market must be accessible by the Group.

The fair value of an asset or a liability is measured using the assumptions that market participants would use when pricing the asset or liability, assuming that market participants act in their economic best interest.

IFRS 13.22

A fair value measurement of a non-financial asset takes into account a market participant's ability to generate economic benefits by using the asset in its highest and best use or by selling it to another market participant that would use the asset in its highest and best use.

IFRS 13.27

The Group uses valuation techniques that are appropriate in the circumstances and for which sufficient data are available to measure fair value, maximising the use of relevant observable inputs and minimising the use of unobservable inputs.

IFRS 13.61

All assets and liabilities for which fair value is measured or disclosed in the financial statements are categorised within the fair value hierarchy, described as follows, based on the lowest level input that is significant to the fair value measurement as a whole:

IFRS 13.73

- Level 1 – Quoted (unadjusted) market prices in active markets for identical assets or liabilities
- Level 2 – Valuation techniques for which the lowest level input that is significant to the fair value measurement is directly or indirectly observable
- Level 3 – Valuation techniques for which the lowest level input that is significant to the fair value measurement is unobservable

IFRS 13.95

For assets and liabilities that are recognised in the financial statements at fair value on a recurring basis, the Group determines whether transfers have occurred between levels in the hierarchy by re-assessing categorisation (based on the lowest level input that is significant to the fair value measurement as a whole) at the end of each reporting period.

The Group's Valuation Committee determines the policies and procedures for both recurring fair value measurement, such as investment properties and unquoted financial assets, and for non-recurring measurement, such as assets held for sale in discontinued operations. The Valuation Committee is comprised of the head of the investment properties segment, heads of the Group's internal mergers and acquisitions team, the head of the risk management department, chief finance officers and the managers of each property.

IFRS 13.93(g)

External valuers are involved for valuation of significant assets, such as investment properties and unquoted financial assets, and significant liabilities, such as contingent consideration. Involvement of external valuers is determined annually by the Valuation Committee after discussion with and approval by the Company's Audit Committee. Selection criteria include market knowledge, reputation, independence and whether professional standards are maintained. Valuers are normally rotated every three years. The Valuation Committee decides, after discussions with the Group's external valuers, which valuation techniques and inputs to use for each case.

At each reporting date, the Valuation Committee analyses the movements in the values of assets and liabilities which are required to be remeasured or re-assessed as per the Group's accounting policies. For this analysis, the Valuation Committee verifies the major inputs applied in the latest valuation by agreeing the information in the valuation computation to contracts and other relevant documents.

The Valuation Committee also compares the change in the fair value of each asset and liability with relevant external sources to determine whether the change is reasonable.

Notes to the consolidated financial statement (continued)

2. Accounting policies (continued)

2.3 Summary of accounting policies (continued)

c) Fair value measurement (continued)

On an interim basis, the Valuation Committee and the Group's external valuers present the valuation results to the Audit Committee and the Group's independent auditors. This includes a discussion of the major assumptions used in the valuations.

For the purpose of fair value disclosures, the Group has determined classes of assets and liabilities on the basis of the nature, characteristics and risks of the asset or liability and the level of the fair value hierarchy, as explained above.

IFRS 13.94

Fair-value related disclosures for financial instruments and non-financial assets that are measured at fair value or where fair values are disclosed, are summarised in the following notes:

- Disclosures for valuation methods, significant estimates and assumptions Notes [3](#), [17](#), [18](#) and [21.4](#)
- Quantitative disclosures of fair value measurement hierarchy [Note 12](#)
- Investment in non-listed equity shares (discontinued operations) [Note 14](#)
- Property, plant and equipment under revaluation model [Note 17](#)
- Investment properties [Note 18](#)
- Financial instruments (including those carried at amortised cost) [Note 21.4](#)
- Contingent consideration [Note 21.4](#)

Commentary on IFRS accounting standards

The Group has not elected to apply the portfolio exception under IFRS 13.48. If an entity makes an accounting policy decision to use the exception, this fact is required to be disclosed, as per IFRS 13.96.

d) Revenue from contracts with customers

The Group is in the business of providing fire prevention and electronic equipment and installation services. Revenue from contracts with customers is recognised when control of the goods or services are transferred to the customer at an amount that reflects the consideration to which the Group expects to be entitled in exchange for those goods or services. The Group has generally concluded that it is the principal in its revenue arrangements, except for the procurement services below, because it typically controls the goods or services before transferring them to the customer.

IFRS 15.2
IFRS 15.B34

Commentary on IFRS accounting standards

IFRS 15.123 requires an entity to disclose the judgements, and changes in the judgements, made in applying the standard that significantly affect the determination of the amount and timing of revenue from contracts with customers.

The Group included in its accounting policy disclosures those judgements that significantly affect the determination of the amount and timing of its revenue from contracts with customers. Entities will need to apply judgement to ensure the information disclosed is sufficient to meet the disclosure objective.

Sale of fire prevention and electronic equipment

Revenue from sale of fire prevention and electronic equipment is recognised at the point in time when control of the asset is transferred to the customer, generally on delivery of the equipment at the customer's location. The normal credit term is 30 to 90 days upon delivery.

IFRS 15.31
IFRS 15.32
IFRS 15.38

The Group considers whether there are other promises in the contract that are separate performance obligations to which a portion of the transaction price needs to be allocated (e.g., warranties, customer loyalty points). In determining the transaction price for the sale of fire prevention and electronic equipment, the Group considers the effects of variable consideration, existence of a significant financing component, non-cash consideration, and consideration payable to the customer (if any).

IFRS 15.22
IFRS 15.48

Notes to the consolidated financial statement (continued)

2. Accounting policies (continued)

2.3 Summary of accounting policies (continued)

d) Revenue from contracts with customers (continued)

(i) Variable consideration

If the consideration in a contract includes a variable amount, the Group estimates the amount of consideration to which it will be entitled in exchange for transferring the goods to the customer. The variable consideration is estimated at contract inception and constrained until it is highly probable that a significant revenue reversal in the amount of cumulative revenue recognised will not occur when the associated uncertainty with the variable consideration is subsequently resolved. Some contracts for the sale of electronic equipment provide customers with a right to return the goods within a specified period. The Group also provides retrospective volume rebates to certain customers once the quantity of electronic equipment purchased during the period exceeds the threshold specified in the contract. The rights of return and volume rebates give rise to variable consideration.

IFRS 15.50

► Rights of return

The Group uses the expected value method to estimate the variable consideration given the large number of contracts that have similar characteristics. The Group then applies the requirements on constraining estimates of variable consideration in order to determine the amount of variable consideration that can be included in the transaction price and recognised as revenue. A refund liability is recognised for the goods that are expected to be returned (i.e., the amount not included in the transaction price). A right of return asset (and corresponding adjustment to cost of sales) is also recognised for the right to recover the goods from the customer.

IFRS 15.51

IFRS 15.53

IFRS 15.55

IFRS 15.56

► Volume rebates

The Group applies either the most likely amount method or the expected value method to estimate the variable consideration in the contract. The selected method that best predicts the amount of variable consideration is primarily driven by the number of volume thresholds contained in the contract. The most likely amount is used for those contracts with a single volume threshold, whilst the expected value method is used for those with more than one volume threshold. The Group then applies the requirements on constraining estimates of variable consideration in order to determine the amount of variable consideration that can be included in the transaction price and recognised as revenue. A refund liability is recognised for the expected future rebates (i.e., the amount not included in the transaction price).

IFRS 15.51

IFRS 15.53

IFRS 15.56

The disclosures of significant estimates and assumptions relating to the estimation of variable consideration for returns and volume rebates are provided in [Note 3](#).

Commentary on IFRS accounting standards

The Group recognised refund liabilities for the goods expected to be returned and the expected volume rebates. While the most common form of refund liabilities may be related to sales with a right of return, the refund liability requirements also apply if an entity expects to have to provide retrospective price reductions to a customer.

Entities must assess whether volume rebates are to be accounted for as variable consideration or as customer options to acquire additional goods or services at a discount. Generally, if a volume rebate is applied prospectively, the rebate would be accounted for as a customer option. Entities will need to evaluate whether the volume rebate or discount provides the customer with an option to purchase goods or services in the future at a discount that represents a material right (and is, therefore, accounted for as a performance obligation). However, a volume rebate that is applied retrospectively is accounted for as variable consideration, because the final price of each good or service sold depends upon the customer's total purchases that are subject to the rebate programme.

Entities need to determine whether a refund liability should be characterised as a contract liability based on the specific facts and circumstances of the arrangement. A refund liability will not typically meet the definition of a contract liability. When an entity concludes that a refund liability is not a contract liability, it would present the refund liability separate from any contract liability (or asset) and it would not be subject to the disclosure requirements in IFRS 15.116-118. The Group has determined that its refund liabilities are not contract liabilities.

Appendices																																																																																																																																																																																																																																																																																																																																																																																																																																																																																																																																																																																																																																																																																																																																																																																																																																																																																																																																																																																																																																																																																																																																																																																																																																																																																																																																																																																																																					
------------	--	--	--	--	--	--	--	--	--	--	--	--	--	--	--	--	--	--	--	--	--	--	--	--	--	--	--	--	--	--	--	--	--	--	--	--	--	--	--	--	--	--	--	--	--	--	--	--	--	--	--	--	--	--	--	--	--	--	--	--	--	--	--	--	--	--	--	--	--	--	--	--	--	--	--	--	--	--	--	--	--	--	--	--	--	--	--	--	--	--	--	--	--	--	--	--	--	--	--	--	--	--	--	--	--	--	--	--	--	--	--	--	--	--	--	--	--	--	--	--	--	--	--	--	--	--	--	--	--	--	--	--	--	--	--	--	--	--	--	--	--	--	--	--	--	--	--	--	--	--	--	--	--	--	--	--	--	--	--	--	--	--	--	--	--	--	--	--	--	--	--	--	--	--	--	--	--	--	--	--	--	--	--	--	--	--	--	--	--	--	--	--	--	--	--	--	--	--	--	--	--	--	--	--	--	--	--	--	--	--	--	--	--	--	--	--	--	--	--	--	--	--	--	--	--	--	--	--	--	--	--	--	--	--	--	--	--	--	--	--	--	--	--	--	--	--	--	--	--	--	--	--	--	--	--	--	--	--	--	--	--	--	--	--	--	--	--	--	--	--	--	--	--	--	--	--	--	--	--	--	--	--	--	--	--	--	--	--	--	--	--	--	--	--	--	--	--	--	--	--	--	--	--	--	--	--	--	--	--	--	--	--	--	--	--	--	--	--	--	--	--	--	--	--	--	--	--	--	--	--	--	--	--	--	--	--	--	--	--	--	--	--	--	--	--	--	--	--	--	--	--	--	--	--	--	--	--	--	--	--	--	--	--	--	--	--	--	--	--	--	--	--	--	--	--	--	--	--	--	--	--	--	--	--	--	--	--	--	--	--	--	--	--	--	--	--	--	--	--	--	--	--	--	--	--	--	--	--	--	--	--	--	--	--	--	--	--	--	--	--	--	--	--	--	--	--	--	--	--	--	--	--	--	--	--	--	--	--	--	--	--	--	--	--	--	--	--	--	--	--	--	--	--	--	--	--	--	--	--	--	--	--	--	--	--	--	--	--	--	--	--	--	--	--	--	--	--	--	--	--	--	--	--	--	--	--	--	--	--	--	--	--	--	--	--	--	--	--	--	--	--	--	--	--	--	--	--	--	--	--	--	--	--	--	--	--	--	--	--	--	--	--	--	--	--	--	--	--	--	--	--	--	--	--	--	--	--	--	--	--	--	--	--	--	--	--	--	--	--	--	--	--	--	--	--	--	--	--	--	--	--	--	--	--	--	--	--	--	--	--	--	--	--	--	--	--	--	--	--	--	--	--	--	--	--	--	--	--	--	--	--	--	--	--	--	--	--	--	--	--	--	--	--	--	--	--	--	--	--	--	--	--	--	--	--	--	--	--	--	--	--	--	--	--	--	--	--	--	--	--	--	--	--	--	--	--	--	--	--	--	--	--	--	--	--	--	--	--	--	--	--	--	--	--	--	--	--	--	--	--	--	--	--	--	--	--	--	--	--	--	--	--	--	--	--	--	--	--	--	--	--	--	--	--	--	--	--	--	--	--	--	--	--	--	--	--	--	--	--	--	--	--	--	--	--	--	--	--	--	--	--	--	--	--	--	--	--	--	--	--	--	--	--	--	--	--	--	--	--	--	--	--	--	--	--	--	--	--	--	--	--	--	--	--	--	--	--	--	--	--	--	--	--	--	--	--	--	--	--	--	--	--	--	--	--	--	--	--	--	--	--	--	--	--	--	--	--	--	--	--	--	--	--	--	--	--	--	--	--	--	--	--	--	--	--	--	--	--	--	--	--	--	--	--	--	--	--	--	--	--	--	--	--	--	--	--	--	--	--	--	--	--	--	--	--	--	--	--	--	--	--	--	--	--	--	--	--	--	--	--	--	--	--	--	--	--	--	--	--	--	--	--	--	--	--	--	--	--	--	--	--	--	--	--	--	--	--	--	--	--	--	--	--	--	--	--	--	--	--	--	--	--	--	--	--	--	--	--	--	--	--	--	--	--	--	--	--	--	--	--	--	--	--	--	--	--	--	--	--	--	--	--	--	--	--	--	--	--	--	--	--	--	--	--	--	--	--	--	--	--	--	--	--	--	--	--	--	--	--	--	--	--	--	--	--	--	--	--	--	--	--	--	--	--	--	--	--	--	--	--	--	--	--	--	--	--	--	--	--	--	--	--	--	--	--	--	--	--	--	--	--	--	--	--	--	--	--	--	--	--	--	--	--	--	--	--	--	--	--	--	--	--	--	--	--	--	--	--	--	--	--	--	--	--	--	--	--	--	--	--	--	--	--	--	--	--	--	--	--	--	--	--	--	--	--	--	--	--	--	--	--	--	--	--	--	--	--	--	--	--	--	--	--	--	--	--	--	--	--	--	--	--	--	--	--	--	--	--	--	--	--	--	--	--	--	--	--	--	--	--	--	--	--	--	--	--	--	--	--	--	--	--	--	--	--	--	--	--	--	--	--	--	--	--	--	--	--	--	--	--	--	--	--	--	--	--	--	--	--	--	--	--	--	--	--	--	--	--	--	--	--	--	--	--	--	--	--	--	--	--	--	--	--	--	--	--	--	--	--	--	--	--	--	--	--	--	--	--	--	--	--	--	--	--	--	--	--	--	--	--	--	--	--	--	--	--	--	--	--	--	--	--	--	--	--	--	--	--	--	--	--	--	--	--	--	--	--	--	--	--	--	--	--	--	--	--	--	--	--	--	--	--	--	--	--	--	--	--	--	--	--	--	--	--	--	--	--	--	--	--	--	--	--	--	--	--	--	--	--	--	--	--	--	--	--	--	--	--	--	--	--	--	--	--	--	--	--	--	--	--	--	--	--	--	--	--	--	--	--	--	--	--	--	--	--	--	--	--	--	--	--	--	--	--	--	--	--	--	--	--	--	--	--	--	--	--	--	--	--	--	--	--	--	--	--	--	--	--	--	--	--	--	--	--	--	--	--	--	--	--	--	--	--	--	--	--	--	--	--	--	--	--	--	--	--	--	--	--	--	--	--	--	--	--	--	--	--	--	--	--	--	--	--	--	--	--	--	--	--	--	--	--	--	--	--

Notes to the consolidated financial statement (continued)

2. Accounting policies (continued)

2.3 Summary of accounting policies (continued)

d) Revenue from contracts with customers (continued)

(ii) Significant financing component

The Group receives advance payments from customers for the sale of customised fire prevention equipment with a manufacturing lead time of two years after signing the contract and receipt of payment. There is a significant financing component for these contracts considering the length of time between the customers' payment and the transfer of the equipment, as well as the prevailing interest rate in the market. As such, the transaction price for these contracts is discounted, using the interest rate implicit in the contract (i.e., the interest rate that discounts the cash selling price of the equipment to the amount paid in advance). This rate is commensurate with the rate that would be reflected in a separate financing transaction between the Group and the customer at contract inception.

IFRS 15.60
IFRS 15.64

The Group applies the practical expedient for short-term advances received from customers. That is, the promised amount of consideration is not adjusted for the effects of a significant financing component if the period between the transfer of the promised good or service and the payment is one year or less.

IFRS 15.63

(iii) Non-cash consideration

The Group receives moulds and other tools from certain customers to be used in manufacturing fire prevention equipment to be sold to them. The fair value of such non-cash consideration received from the customer is included in the transaction price and measured when the Group obtains control of the equipment.

IFRS 15.66

The Group estimates the fair value of the non-cash consideration by reference to its market price. If the fair value cannot be reasonably estimated, the non-cash consideration is measured indirectly by reference to the stand-alone selling price of the fire prevention equipment.

IFRS 15.67

Commentary on IFRS accounting standards

IFRS 15.48 requires that an entity considers the effects of: variable consideration, constraining estimates of variable consideration, the existence of significant financing component in the contract, non-cash consideration, and consideration payable to a customer in determining the transaction price.

The Group did not incur any consideration payable to a customer. Consideration payable to a customer includes cash amounts that an entity pays, or expects to pay, to the customer. The consideration payable to a customer is accounted for as a reduction of the transaction price unless the payment to the customer is in exchange for a distinct good or service that the customer transfers to the entity (IFRS 15.70). Entities need to include this in their accounting policy disclosures if material.

Warranty obligations

The Group typically provides warranties for general repairs of defects that existed at the time of sale, as required by law. These assurance-type warranties are accounted for as warranty provisions. Refer to the accounting policy on warranty provisions in section [y\) Provisions](#).

The Group also provides a warranty beyond fixing defects that existed at the time of sale. These service-type warranties are sold either separately or bundled together with the sale of fire prevention equipment. Contracts for bundled sales of equipment and service-type warranty comprise two performance obligations because the equipment and service-type warranty are both sold on a stand-alone basis and are distinct within the context of the contract. Using the relative stand-alone selling price method, a portion of the transaction price is allocated to the service-type warranty and recognised as a contract liability. Revenue for service-type warranties is recognised over the period in which the service is provided based on the time elapsed.

Commentary on IFRS accounting standards

If the customer has the option to purchase the warranty separately or if the warranty provides a service to the customer, beyond fixing defects that existed at the time of sale, IFRS 15.B29 states that the entity is providing a service-type warranty that is a separate performance obligation. Otherwise, it is an assurance-type warranty, which provides the customer with assurance that the product complies with agreed-upon specifications. In some cases, it may be difficult to determine whether a warranty provides a customer with a service in addition to the assurance that the delivered product is as specified in the contract. To help entities make that assessment, IFRS 15.B31-33 provides relevant application guidance.

Notes to the consolidated financial statement (continued)

2. Accounting policies (continued)

2.3 Summary of accounting policies (continued)

d) Revenue from contracts with customers (continued)

Loyalty points programme

The Group has a loyalty points programme, *QualityPoints*, which allows customers to accumulate points that can be redeemed for free products. The loyalty points give rise to a separate performance obligation as they provide a material right to the customer.

IFRS 15.B39
IFRS 15.B40
IFRS 15B.42
IFRS 15.74
IFRS 15.76

A portion of the transaction price is allocated to the loyalty points awarded to customers based on relative stand-alone selling price and recognised as a contract liability until the points are redeemed. Revenue is recognised upon redemption of products by the customer.

When estimating the stand-alone selling price of the loyalty points, the Group considers the likelihood that the customer will redeem the points. The Group updates its estimates of the points that will be redeemed on a quarterly basis and any adjustments to the contract liability balance are charged against revenue.

The disclosures of significant estimates and assumptions relating to the estimation of the stand-alone selling price of the loyalty points are provided in [Note 3](#).

Installation services

The Group provides installation services that are either sold separately or bundled together with the sale of equipment to a customer. The installation services do not significantly customise or modify the fire prevention equipment.

IFRS 15.22

Contracts for bundled sales of equipment and installation services are comprised of two performance obligations because the equipment and installation services are both sold on a stand-alone basis and are distinct within the context of the contract. Accordingly, the Group allocates the transaction price based on the relative stand-alone selling prices of the equipment and installation services.

IFRS 15.74
IFRS 15.76

The Group recognises revenue from installation services over time because the customer simultaneously receives and consumes the benefits provided to them. The Group uses an input method in measuring progress of the installation services because there is a direct relationship between the Group's effort (i.e., based on the labour hours incurred) and the transfer of service to the customer. The Group recognises revenue on the basis of the labour hours expended relative to the total expected labour hours to complete the service.

IFRS 15.39
IFRS 15.41
IFRS 15.B18

Procurement services

The Group has contracts with customers to acquire, on their behalf, special fire prevention equipment produced by foreign suppliers. Under these contracts, the Group provides procurement services (i.e., coordinating the selection of suitable suppliers and managing the ordering and delivery of the imported equipment). The Group does not have control of the equipment before it is being transferred to the customer. The Group is acting as an agent and recognises revenue at the net amount that is retained for these arrangements. Revenue is recognised at a point in time (i.e., upon receipt of the customer of the equipment) because this is when the customer benefits from the Group's procurement services.

Contract balances

IFRS 15.105

Contract assets

A contract asset is initially recognised for revenue earned from installation services because the receipt of consideration is conditional on successful completion of the installation. Upon completion of the installation and acceptance by the customer, the amount recognised as contract assets is reclassified to trade receivables.

IFRS 15.107

Contract assets are subject to impairment assessment. Refer to accounting policies on impairment of financial assets in section [o\) Financial instruments - initial recognition and subsequent measurement](#).

Trade receivables

A receivable is recognised if an amount of consideration that is unconditional is due from the customer (i.e., only the passage of time is required before payment of the consideration is due). Refer to accounting policies of financial assets in section [o\) Financial instruments - initial recognition and subsequent measurement](#).

IFRS 15.108

Notes to the consolidated financial statement (continued)

2. Accounting policies (continued)

2.3 Summary of accounting policies (continued)

d) Revenue from contracts with customers (continued)

Contract liabilities

A contract liability is recognised if a payment is received or a payment is due (whichever is earlier) from a customer before the Group transfers the related goods or services. Contract liabilities are recognised as revenue when the Group performs under the contract (i.e., transfers control of the related goods or services to the customer).

IFRS 15.106

Assets and liabilities arising from rights of return

Right of return assets

A right-of-return asset is recognised for the right to recover the goods expected to be returned by customers. The asset is measured at the former carrying amount of the inventory, less any expected costs to recover the goods and any potential decreases in value. The Group updates the measurement of the asset for any revisions to the expected level of returns and any additional decreases in the value of the returned products.

IFRS 15.B21(c)
IFRS 15.B25

Refund liabilities

A refund liability is recognised for the obligation to refund some or all of the consideration received (or receivable) from a customer. The Group's refund liabilities arise from customers' right of return and volume rebates. The liability is measured at the amount the Group ultimately expects it will have to return to the customer. The Group updates its estimates of refund liabilities (and the corresponding change in the transaction price) at the end of each reporting period.

IFRS 15.B21(b)
IFRS 15.B24

Cost to obtain a contract

The Group pays sales commission to its employees for each contract that they obtain for bundled sales of equipment and installation services. The Group applies the optional practical expedient to immediately expense costs to obtain a contract if the amortisation period of the asset that would have been recognised is one year or less. As such, sales commissions are immediately recognised as an expense and included as part of employee benefits.

IFRS 15.8

IFRS 15.91
IFRS 15.94

Commentary on IFRS accounting standards

IFRS 15 requires incremental costs of obtaining a contract and certain costs to fulfil a contract to be recognised as an asset if certain criteria are met. Any capitalised contract costs assets must be amortised on a systematic basis that is consistent with the entity's transfer of the related goods or services to the customer. The Group does not incur any costs to obtain a contract and costs to fulfil a contract that are eligible for capitalisation.

Entities with costs to obtain a contract and costs to fulfil a contract recognised as an asset will need to consider the requirement in IFRS 15.128 to separately disclose the closing balances and the amount of amortisation and impairment losses recognised during the period.

Considering the nature of costs to obtain a contract and the lack of guidance in IFRS accounting standards, an entity may present these costs in the statement of financial position as either a separate class of asset similar in nature to work in progress or 'inventory', (with the amortisation within cost of goods sold, changes in contract costs or similar), or a separate class of intangible asset (with the amortisation in the same line item as amortisation of intangible assets within the scope of IAS 38 *Intangible Assets*). The presentation as a separate class of intangible assets would only be appropriate if the asset capitalised is similar in nature to an intangible asset.

An entity will need to consider the requirements in IAS 7 (e.g., IAS 7.16(a)), when determining the classification of cash flows arising from costs to obtain a contract, i.e., either as cash flow from operating activities or investing activities.

In contrast, the nature of costs to fulfil a contract is such that they directly impact the entity's performance under the contract. Therefore, costs to fulfil a contract should be presented as a separate class of asset in the statement of financial position and its amortisation within cost of goods sold, changes in contract costs or similar.

Regardless of whether costs to fulfil a contract meet the criteria for capitalisation in IFRS 15.95 or are expensed as incurred, the presentation of such costs in the statement of profit or loss and the presentation of related cash flows in the statement of cash flows needs to be consistent (i.e., operating).

Capitalised contract costs are subject to an impairment assessment at the end of each reporting period. Impairment losses are recognised in profit or loss, but the standard is silent on where to present such amounts within the primary financial statements. It would be appropriate for the presentation of any impairment losses to be consistent with the presentation of the amortisation expense.

Notes to the consolidated financial statement (continued)

2. Accounting policies (continued)

2.3 Summary of accounting policies (continued)

e) Government grants

Government grants are recognised where there is reasonable assurance that the grant will be received and all attached conditions will be complied with. When the grant relates to an expense item, it is recognised as income on a systematic basis over the periods that the related costs, for which it is intended to compensate, are expensed. When the grant relates to an asset, it is recognised as income in equal amounts over the expected useful life of the related asset.

IAS 20.7
IAS 20.12
IAS 20.26

When the Group receives grants of non-monetary assets, the asset and the grant are recorded at nominal amounts and released to profit or loss over the expected useful life of the asset, based on the pattern of consumption of the benefits of the underlying asset by equal annual instalments.

IAS 20.23
IAS 20.10A

Commentary on IFRS accounting standards

IAS 20.24 permits two alternative ways of presenting a government grant relating to assets. The Group has elected to present the grant in the statement of financial position as deferred income, which is recognised in profit or loss on a systematic and rational basis over the useful life of the asset. Alternatively, it may choose to reduce the carrying amount of the asset. The grant is then recognised in profit or loss over the useful life of the depreciable asset by way of a reduced depreciation charge. Whichever method is applied, no further disclosures are required.

The Group has chosen to present grants related to an expense item as other operating income in the statement of profit or loss. Alternatively, IAS 20.29 permits grants related to income to be deducted in reporting the related expense.

IAS 20.23 permits grant of a non-monetary asset to be accounted for in two alternative ways. The asset and the grant can be accounted for using a nominal amount. Alternatively, the asset and the grant can be accounted for at the fair value of the non-monetary asset. The Group accounts for grants of non-monetary assets at nominal value.

f) Taxes

Current income tax

Current income tax assets and liabilities are measured at the amount expected to be recovered from or paid to the taxation authorities. The tax rates and tax laws used to compute the amount are those that are enacted or substantively enacted at the reporting date in the countries where the Group operates and generates taxable income.

IAS 12.46

Current income tax relating to items recognised directly in equity is recognised in equity and not in the statement of profit or loss. Management periodically evaluates positions taken in the tax returns with respect to situations in which applicable tax regulations are subject to interpretation and establishes provisions where appropriate.

IAS 12.61A(b)

Deferred tax

Deferred tax is provided using the liability method on temporary differences between the tax bases of assets and liabilities and their carrying amounts for financial reporting purposes at the reporting date.

Deferred tax liabilities are recognised for all taxable temporary differences, except:

- ▶ When the deferred tax liability arises from the initial recognition of goodwill or an asset or liability in a transaction that is not a business combination and, at the time of the transaction, affects neither the accounting profit nor taxable profit or loss and does not give rise to equal taxable and deductible temporary differences
- ▶ In respect of taxable temporary differences associated with investments in subsidiaries, associates and interests in joint arrangements, when the timing of the reversal of the temporary differences can be controlled and it is probable that the temporary differences will not reverse in the foreseeable future

IAS 12.22(c)

IAS 12.39

Notes to the consolidated financial statement (continued)

2. Accounting policies (continued)

2.3 Summary of accounting policies (continued)

f) Taxes (continued)

Deferred tax assets are recognised for all deductible temporary differences, the carry forward of unused tax credits and any unused tax losses. Deferred tax assets are recognised to the extent that it is probable that taxable profit will be available against which the deductible temporary differences, and the carry forward of unused tax credits and unused tax losses can be utilised, except:

- ▶ When the deferred tax asset relating to the deductible temporary difference arises from the initial recognition of an asset or liability in a transaction that is not a business combination and, at the time of the transaction, affects neither the accounting profit nor taxable profit or loss and does not give rise to equal taxable and deductible temporary differences IAS 12.24
- ▶ In respect of deductible temporary differences associated with investments in subsidiaries, associates and interests in joint arrangements, deferred tax assets are recognised only to the extent that it is probable that the temporary differences will reverse in the foreseeable future and taxable profit will be available against which the temporary differences can be utilised IAS 12.44

The carrying amount of deferred tax assets is reviewed at each reporting date and reduced to the extent that it is no longer probable that sufficient taxable profit will be available to allow all or part of the deferred tax asset to be utilised. Unrecognised deferred tax assets are re-assessed at each reporting date and are recognised to the extent that it has become probable that future taxable profits will allow the deferred tax asset to be recovered. IAS 12.56
IAS 12.37

In assessing the recoverability of deferred tax assets, the Group relies on the same forecast assumptions used elsewhere in the financial statements and in other management reports, which, amongst other things, reflect the potential impact of climate-related development on the business, such as increased cost of production as a result of measures to reduce carbon emission.

Deferred tax assets and liabilities are measured at the tax rates that are expected to apply in the year when the asset is realised or the liability is settled, based on tax rates (and tax laws) that have been enacted or substantively enacted at the reporting date. IAS 12.47

Deferred tax relating to items recognised outside profit or loss is recognised outside profit or loss. Deferred tax items are recognised in correlation to the underlying transaction either in OCI or directly in equity. IAS 12.61A

Tax benefits acquired as part of a business combination, but not satisfying the criteria for separate recognition at that date, are recognised subsequently if new information about facts and circumstances change. The adjustment is either treated as a reduction in goodwill (as long as it does not exceed goodwill) if it was incurred during the measurement period or recognised in profit or loss. IAS 12.68

The Group offsets deferred tax assets and deferred tax liabilities if and only if it has a legally enforceable right to set off current tax assets and current tax liabilities and the deferred tax assets and deferred tax liabilities relate to income taxes levied by the same taxation authority on either the same taxable entity or different taxable entities which intend either to settle current tax liabilities and assets on a net basis, or to realise the assets and settle the liabilities simultaneously, in each future period in which significant amounts of deferred tax liabilities or assets are expected to be settled or recovered. IAS 12.74

Sales tax

Expenses and assets are recognised net of the amount of sales tax, except:

- ▶ When the sales tax incurred on a purchase of assets or services is not recoverable from the taxation authority, in which case, the sales tax is recognised as part of the cost of acquisition of the asset or as part of the expense item, as applicable
- ▶ When receivables and payables are stated with the amount of sales tax included

The net amount of sales tax recoverable from, or payable to, the taxation authority is included as part of receivables or payables in the statement of financial position.

g) Foreign currencies

The Group's consolidated financial statements are presented in euros, which is also the parent company's functional currency. For each entity, the Group determines the functional currency and items included in the financial statements of each entity are measured using that functional currency. The Group uses the direct method of consolidation and on disposal of a foreign operation, the gain or loss that is reclassified to profit or loss reflects the amount that arises from using this method. IAS 1.51(d)
IAS 21.9

Notes to the consolidated financial statement (continued)

2. Accounting policies (continued)

2.3 Summary of accounting policies (continued)

g) Foreign currencies (continued)

i) Transactions and balances

IAS 21.21

Transactions in foreign currencies are initially recorded by the Group's entities at their respective functional currency spot rates at the date the transaction first qualifies for recognition.

Monetary assets and liabilities denominated in foreign currencies are translated at the functional currency spot rates of exchange at the reporting date.

IAS 21.23(a)

Differences arising on settlement or translation of monetary items are recognised in profit or loss with the exception of monetary items that are designated as part of the hedge of the Group's net investment in a foreign operation. These are recognised in OCI until the net investment is disposed of, at which time, the cumulative amount is reclassified to profit or loss. Tax charges and credits attributable to exchange differences on those monetary items are also recognised in OCI.

IAS 21.28
IAS 21.32

Non-monetary items that are measured in terms of historical cost in a foreign currency are translated using the exchange rates at the dates of the initial transactions. Non-monetary items measured at fair value in a foreign currency are translated using the exchange rates at the date when the fair value is determined. The gain or loss arising on translation of non-monetary items measured at fair value is treated in line with the recognition of the gain or loss on the change in fair value of the item (i.e., translation differences on items whose fair value gain or loss is recognised in OCI or profit or loss are also recognised in OCI or profit or loss, respectively).

IAS 21.23(b)
IAS 21.23(c)

IAS 21.30

In determining the spot exchange rate to use on initial recognition of the related asset, expense or income (or part of it) on the derecognition of a non-monetary asset or non-monetary liability relating to advance consideration, the date of the transaction is the date on which the Group initially recognises the non-monetary asset or non-monetary liability arising from the advance consideration. If there are multiple payments or receipts in advance, the Group determines the transaction date for each payment or receipt of advance consideration.

IFRIC 22.8
IFRIC 22.9

ii) Group companies

IAS 21.39(a)

On consolidation, the assets and liabilities of foreign operations are translated into euros at the rate of exchange prevailing at the reporting date and their statements of profit or loss are translated at exchange rates prevailing at the dates of the transactions. The exchange differences arising on translation for consolidation are recognised in OCI. On disposal of a foreign operation, the component of OCI relating to that particular foreign operation is reclassified to profit or loss.

IAS 21.39(b)
IAS 21.39(c)
IAS 21.48

Any goodwill arising on the acquisition of a foreign operation and any fair value adjustments to the carrying amounts of assets and liabilities arising on the acquisition are treated as assets and liabilities of the foreign operation and translated at the spot rate of exchange at the reporting date.

IAS 21.47

h) Non-current assets held for sale and discontinued operations

The Group classifies non-current assets and disposal groups as held for sale if their carrying amounts will be recovered principally through a sale transaction rather than through continuing use. Non-current assets and disposal groups classified as held for sale are measured at the lower of their carrying amount and fair value less costs to sell. Costs to sell are the incremental costs directly attributable to the disposal of an asset (disposal group), excluding finance costs and income tax expense.

IFRS 5.6
IFRS 5.15
IFRS 5.15A
IFRS
5. Appendix A

The criteria for held for sale classification is regarded as met only when the sale is highly probable, and the asset or disposal group is available for immediate sale in its present condition. Actions required to complete the sale should indicate that it is unlikely that significant changes to the sale will be made or that the decision to sell will be withdrawn. Management must be committed to the plan to sell the asset and the sale expected to be completed within one year from the date of the classification.

IFRS 5.7
IFRS 5.8

Property, plant and equipment and intangible assets are not depreciated or amortised once classified as held for sale.

IFRS 5.25

Assets and liabilities classified as held for sale are presented separately as current items in the statement of financial position.

IAS 1.54(j)
IAS 1.54(p)

Notes to the consolidated financial statement (continued)

2. Accounting policies (continued)

2.3 Summary of accounting policies (continued)

h) Non-current assets held for sale and discontinued operations (continued)

Discontinued operations are excluded from the results of continuing operations and are presented as a single amount as profit or loss after tax from discontinued operations in the statement of profit or loss.

Cash flows from discontinued operations are included in the consolidated statement of cash flows and are disclosed separately in [Note 14](#). The Group includes proceeds from disposal in cash flows from discontinued operations.

Additional disclosures are provided in [Note 14](#). All other notes to the financial statements include amounts for continuing operations, unless indicated otherwise. IFRS 5.33

i) Cash dividend

The Company recognises a liability to pay a dividend when the distribution is authorised, and the distribution is no longer at the discretion of the Company. As per the corporate laws of Euroland, a distribution is authorised when it is approved by the shareholders. A corresponding amount is recognised directly in equity. IFRIC 17.10

j) Property, plant and equipment

Construction in progress is stated at cost, net of accumulated impairment losses, if any. Plant and equipment is stated at cost, net of accumulated depreciation and accumulated impairment losses, if any. Such cost includes the cost of replacing part of the plant and equipment and borrowing costs for long-term construction projects if the recognition criteria are met. When significant parts of plant and equipment are required to be replaced at intervals, the Group depreciates them separately based on their specific useful lives. Likewise, when a major inspection is performed, its cost is recognised in the carrying amount of the plant and equipment as a replacement if the recognition criteria are satisfied. All other repair and maintenance costs are recognised in profit or loss as incurred. The present value of the expected cost for the decommissioning of an asset after its use is included in the cost of the respective asset if the recognition criteria for a provision are met. Refer to significant accounting judgements, estimates and assumptions ([Note 3](#)) and provisions ([Note 27](#)) for further information about the recognised decommissioning provision. IAS 16.73(a)
IAS 16.30
IAS 16.15
IAS 16.16

Property, plant and equipment transferred from customers are initially measured at fair value at the date on which control is obtained.

Office properties in Euroland are measured at fair value less accumulated depreciation and impairment losses recognised after the date of revaluation. Valuations are performed with sufficient frequency to ensure that the carrying amount of a revalued asset does not differ materially from its fair value. IFRIC 18.11
IAS 16.24

A revaluation surplus is recorded in OCI and credited to the asset revaluation surplus in equity. However, to the extent that it reverses a revaluation deficit of the same asset previously recognised in profit or loss, the increase is recognised in profit and loss. A revaluation deficit is recognised in the statement of profit or loss, except to the extent that it offsets an existing surplus on the same asset recognised in the asset revaluation surplus. IAS 16.73(a)
IAS 16.31
IAS 16.39
IAS 16.40

An annual transfer from the asset revaluation surplus to retained earnings is made for the difference between depreciation based on the revalued carrying amount of the asset and depreciation based on the asset's original cost. Additionally, accumulated depreciation as at the revaluation date is eliminated against the gross carrying amount of the asset and the net amount is restated to the revalued amount of the asset. Upon disposal, any revaluation surplus relating to the particular asset being sold is transferred to retained earnings. IAS 16.41

Commentary on IFRS accounting standards

Under IAS 16 *Property, Plant and Equipment* an entity has a policy choice for the measurement of property, plant and equipment after initial recognition. An entity may choose either the cost model or the revaluation model for entire classes of property, plant and equipment. The Group has elected to use the revaluation model for office properties in Euroland, whilst other classes of property, plant and equipment are measured using the cost model. The Group has also elected to transfer the revaluation surplus to retained earnings as the asset is being used. Alternatively, the amount could have been transferred, in full, upon disposal of the asset.

Notes to the consolidated financial statement (continued)

2. Accounting policies (continued)

2.3 Summary of accounting policies (continued)

j) Property, plant and equipment (continued)

Depreciation is calculated on a straight-line basis over the estimated useful lives of the assets, as follows:

IAS 16.73(b)
IAS 16.73(c)

- Buildings 15 to 20 years
- Plant, machinery and equipment 5 to 15 years
- Office properties in Euroland 15 to 20 years

Commentary on climate-related matters

Paragraph 51 of IAS 16 requires entities to review the residual values and useful lives of items of property, plant and equipment at least at each financial year-end. In performing these reviews, entities need to consider whether climate-related matters have an impact. If relevant, entities should include both physical risks, e.g., recurring floods, rising sea levels and wildfires, and transitional risks, such as legal or regulatory restrictions on the future use of assets and the potential obsolescence of assets due to changes in consumer demand.

A growing number of entities have developed highly detailed roadmaps or plans to achieve specific ESG-targets, such as targets for reductions in emissions from their operations. The impact of such plans and potential changes in an entity's business models must also be considered when reviewing useful lives and residual values, as this might change the Group's future use of the related asset, the related depreciation and the amount to be obtained from their disposal. In addition, entities need to consider whether climate-related matters impact the fair value of property, plant and equipment, which is relevant for the application of the revaluation method and for determining fair value less costs of disposal in the context of impairment testing.

An item of property, plant and equipment and any significant part initially recognised is derecognised upon disposal (i.e., at the date the recipient obtains control) or when no future economic benefits are expected from its use or disposal. Any gain or loss arising on derecognition of the asset (calculated as the difference between the net disposal proceeds and the carrying amount of the asset) is included in the statement of profit or loss when the asset is derecognised.

IAS 16.67
IAS 16.68
IAS 16.71

The residual values, useful lives and methods of depreciation of property, plant and equipment are reviewed at each financial year end and adjusted prospectively, if appropriate.

IAS 16.51

Commentary on IFRS accounting standards

On disposal of property, plant and equipment:

- The date of disposal of the asset is the date the recipient obtains control of the asset in accordance with the requirements for determining when a performance obligation is satisfied in IFRS 15 (IAS 16.69).
- The amount of consideration to be included in the gain or loss arising from the derecognition is determined in accordance with the requirements for determining the transaction price in IFRS 15. Subsequent changes to the estimated amount of the consideration included in the gain or loss shall be accounted for in accordance with the requirements for changes in transaction price in IFRS 15 (IAS 16.72).

The above requirements also apply to disposals of investment properties (IAS 40.67 and IAS 40.70) and intangible assets (IAS 38.114 and IAS 38.116).

k) Leases

The Group assesses at contract inception whether a contract is, or contains, a lease. That is, if the contract conveys the right to control the use of an identified asset for a period of time in exchange for consideration.

IFRS 16.9

Group as a lessee

The Group applies a single recognition and measurement approach for all leases, except for short-term leases and leases of low-value assets. The Group recognises lease liabilities to make lease payments and right-of-use assets representing the right to use the underlying assets.

Notes to the consolidated financial statement (continued)

2. Accounting policies (continued)

2.3 Summary of accounting policies (continued)

k) Leases (continued)

i) Right-of-use assets

The Group recognises right-of-use assets at the commencement date of the lease (i.e., the date the underlying asset is available for use). Right-of-use assets are measured at cost, less any accumulated depreciation and impairment losses, and adjusted for any remeasurement of lease liabilities. The cost of right-of-use assets includes the amount of lease liabilities recognised, initial direct costs incurred, and lease payments made at or before the commencement date less any lease incentives received. Right-of-use assets are depreciated on a straight-line basis over the shorter of the lease term and the estimated useful lives of the assets, as follows:

IFRS 16.23
IFRS 16.24
IFRS 16.30
IFRS 16.32

- ▶ Plant and machinery 3 to 15 years
- ▶ Motor vehicles and other equipment 3 to 5 years

If ownership of the leased asset transfers to the Group at the end of the lease term or the cost reflects the exercise of a purchase option, depreciation is calculated using the estimated useful life of the asset.

IFRS 16.33

The right-of-use assets are also subject to impairment. Refer to the accounting policies in section [r\) Impairment of non-financial assets](#).

Commentary on IFRS accounting standards

Under IFRS 16 Leases, the cost of a right-of-use asset also includes an estimate of costs to be incurred by the lessee in dismantling and removing the underlying asset, restoring the site on which it is located or restoring the underlying asset to the condition required by the terms and conditions of the lease, unless those costs are incurred to produce inventories. The lessee incurs the obligation for those costs either at the commencement date or as a consequence of having used the underlying asset during a particular period (IFRS 16.24(d)).

The Group's lease arrangements do not contain an obligation to dismantle and remove the underlying asset, restore the site on which it is located or restore the underlying asset to a specified condition.

ii) Lease liabilities

At the commencement date of the lease, the Group recognises lease liabilities measured at the present value of lease payments to be made over the lease term. The lease payments include fixed payments (including in-substance fixed payments) less any lease incentives receivable, variable lease payments that depend on an index or a rate, and amounts expected to be paid under residual value guarantees. The lease payments also include the exercise price of a purchase option reasonably certain to be exercised by the Group and payments of penalties for terminating the lease, if the lease term reflects the Group exercising the option to terminate.

IFRS 16.26
IFRS 16.27

Variable lease payments that do not depend on an index or a rate are recognised as expenses (unless they are incurred to produce inventories) in the period in which the event or condition that triggers the payment occurs.

IFRS 16.38(b)

In calculating the present value of lease payments, the Group uses its incremental borrowing rate at the lease commencement date because the interest rate implicit in the lease is not readily determinable. After the commencement date, the amount of lease liabilities is increased to reflect the accretion of interest and reduced for the lease payments made. In addition, the carrying amount of lease liabilities is remeasured if there is a modification, a change in the lease term, a change in the lease payments (e.g., changes to future payments resulting from a change in an index or rate used to determine such lease payments) or a change in the assessment of an option to purchase the underlying asset.

IFRS 16.36
IFRS 16.39

The Group's lease liabilities are included in Interest-bearing loans and borrowings (see [Note 21.2](#)).

iii) Short-term leases and leases of low-value assets

The Group applies the short-term lease recognition exemption to its short-term leases of machinery and equipment (i.e., those leases that have a lease term of 12 months or less from the commencement date and do not contain a purchase option). It also applies the lease of low-value assets recognition exemption to leases of office equipment that are considered to be low value. Lease payments on short-term leases and leases of low-value assets are recognised as expense on a straight-line basis over the lease term.

IFRS 16.5
IFRS 16.6

Notes to the consolidated financial statement (continued)

2. Accounting policies (continued)

2.3 Summary of accounting policies (continued)

k) Leases (continued)

Group as a lessor

Leases in which the Group does not transfer substantially all the risks and rewards incidental to ownership of an asset are classified as operating leases. Rental income arising is accounted for on a straight-line basis over the lease term and is included in revenue in the statement of profit or loss due to its operating nature. Initial direct costs incurred in negotiating and arranging an operating lease are added to the carrying amount of the leased asset and recognised over the lease term on the same basis as rental income. Contingent rents are recognised as revenue in the period in which they are earned.

IFRS 16.61
IFRS 16.62
IFRS 16.81
IFRS 16.83

l) Borrowing costs

Borrowing costs directly attributable to the acquisition, construction or production of an asset that necessarily takes a substantial period of time to get ready for its intended use or sale are capitalised as part of the cost of the asset. All other borrowing costs are expensed in the period in which they occur. Borrowing costs consist of interest and other costs that an entity incurs in connection with the borrowing of funds.

IAS 23.8
IAS 23.5

m) Investment properties

Investment properties are measured initially at cost, including transaction costs. Subsequent to initial recognition, investment properties are stated at fair value, which reflects market conditions at the reporting date. Gains or losses arising from changes in the fair values of investment properties are included in profit or loss in the period in which they arise, including the corresponding tax effect. Fair values are determined based on an annual valuation performed by an accredited external independent valuer applying a valuation model recommended by the International Valuation Standards Committee.

IAS 40.20
IAS 40.33
IAS 40.75(a)
IAS 40.35
IAS 40.75(e)

Investment properties are derecognised either when they have been disposed of (i.e., at the date the recipient obtains control) or when they are permanently withdrawn from use and no future economic benefit is expected from their disposal. The difference between the net disposal proceeds and the carrying amount of the asset is recognised in profit or loss in the period of derecognition. In determining the amount of consideration from the derecognition of investment property the Group considers the effects of variable consideration, existence of a significant financing component, non-cash consideration, and consideration payable to the buyer (if any).

IAS 40.66
IAS 40.69
IAS 40.70

Transfers are made to (or from) investment property only when there is a change in use. For a transfer from investment property to owner-occupied property, the deemed cost for subsequent accounting is the fair value at the date of change in use. If owner-occupied property becomes an investment property, the Group accounts for such property in accordance with the policy stated under property, plant and equipment up to the date of change in use.

IAS 40.57
IAS 40.60
IAS 40.61

Commentary of IFRS accounting standards

The Group has elected to state investment properties at fair value in accordance with IAS 40 *Investment Property*. As an alternative, IAS 40 permits investment properties to be carried at historical cost less accumulated depreciation and impairment. IAS 40 requires disclosure of the fair value of investment property recorded at cost. Therefore, entities would still need to determine the fair value of investment properties regardless of the policy choice.

n) Intangible assets

Intangible assets acquired separately are measured on initial recognition at cost. The cost of intangible assets acquired in a business combination is their fair value at the date of acquisition. Following initial recognition, intangible assets are carried at cost less any accumulated amortisation and accumulated impairment losses. Internally generated intangibles, excluding capitalised development costs, are not capitalised and the related expenditure is reflected in profit or loss in the period in which the expenditure is incurred.

IAS 38.24
IAS 38.74
IAS 38.54
IAS 38.57

The useful lives of intangible assets are assessed as either finite or indefinite.

IAS 38.88

Notes to the consolidated financial statement (continued)

2. Accounting policies (continued)

2.3 Summary of accounting policies (continued)

n) Intangible assets (continued)

Intangible assets with finite lives are amortised over the useful economic life and assessed for impairment whenever there is an indication that the intangible asset may be impaired. The amortisation period and the amortisation method for an intangible asset with a finite useful life are reviewed at least at the end of each reporting period. Changes in the expected useful life or the expected pattern of consumption of future economic benefits embodied in the asset are considered to modify the amortisation period or method, as appropriate, and are treated as changes in accounting estimates. The amortisation expense on intangible assets with finite lives is recognised in the statement of profit or loss in the expense category that is consistent with the function of the intangible assets.

IAS 38.97
IAS 36.9
IAS 38.104

Intangible assets with indefinite useful lives are not amortised, but are tested for impairment annually, either individually or at the cash-generating unit level. The assessment of indefinite life is reviewed annually to determine whether the indefinite life continues to be supportable. If not, the change in useful life from indefinite to finite is made on a prospective basis.

IAS 38.107
IAS 38.108
IAS 38.109

An intangible asset is derecognised upon disposal (i.e., at the date the recipient obtains control) or when no future economic benefits are expected from its use or disposal. Any gain or loss arising upon derecognition of the asset (calculated as the difference between the net disposal proceeds and the carrying amount of the asset) is included in the statement of profit or loss.

IAS 38.113

Research and development costs

Research costs are expensed as incurred. Development expenditures on an individual project are recognised as an intangible asset when the Group can demonstrate:

IAS 38.54
IAS 38.57

- ▶ The technical feasibility of completing the intangible asset so that the asset will be available for use or sale
- ▶ Its intention to complete and its ability and intention to use or sell the asset
- ▶ How the asset will generate future economic benefits
- ▶ The availability of resources to complete the asset
- ▶ The ability to measure reliably the expenditure during development

Following initial recognition of the development expenditure as an asset, the asset is carried at cost less any accumulated amortisation and accumulated impairment losses. Amortisation of the asset begins when development is complete, and the asset is available for use. It is amortised over the period of expected future benefit. Amortisation is recorded in cost of sales. During the period of development, the asset is tested for impairment annually.

IAS 38.74
IAS 36.10(a)

Patents and licences

The Group made upfront payments to acquire patents and licences. The patents have been granted for a period of 10 years by the relevant government agency with the option of renewal at the end of this period. Licences for the use of intellectual property are granted for periods ranging between five and ten years depending on the specific licences. The licences may be renewed at little or no cost to the Group. As a result, those licences are assessed as having an indefinite useful life.

IAS 38.122(a)

A summary of the policies applied to the Group's intangible assets is, as follows:

	Licences	Patents	Development costs	IAS 38.118(a),(b)
Useful lives	Indefinite	Finite (10 years)	Finite (10-20 years)	
Amortisation method used	No amortisation	Amortised on a straight-line basis over the period of the patent	Amortised on a straight-line basis over the period of expected future sales from the related project	
Internally generated or acquired	Acquired	Acquired	Internally generated	

o) Financial instruments - initial recognition and subsequent measurement

A financial instrument is any contract that gives rise to a financial asset of one entity and a financial liability or equity instrument of another entity.

IAS 32.11

Notes to the consolidated financial statement (continued)

2. Accounting policies (continued)

2.3 Summary of accounting policies (continued)

o) Financial instruments - initial recognition and subsequent measurement (continued)

i) Financial assets

Initial recognition and measurement

Financial assets are classified, at initial recognition, as subsequently measured at amortised cost, fair value through other comprehensive income (OCI), and fair value through profit or loss.

IFRS 7.21
IFRS 9.4.1.1

The classification of financial assets at initial recognition depends on the financial asset's contractual cash flow characteristics and the Group's business model for managing them. With the exception of trade receivables that do not contain a significant financing component or for which the Group has applied the practical expedient, the Group initially measures a financial asset at its fair value plus, in the case of a financial asset not at fair value through profit or loss, transaction costs. Trade receivables that do not contain a significant financing component or for which the Group has applied the practical expedient are measured at the transaction price as disclosed in section [d\) Revenue from contracts with customers](#).

IFRS 9.4.1.1
IFRS 15.108

In order for a financial asset to be classified and measured at amortised cost or fair value through OCI, it needs to give rise to cash flows that are 'solely payments of principal and interest (SPPI)' on the principal amount outstanding. This assessment is referred to as the SPPI test and is performed at an instrument level. Financial assets with cash flows that are not SPPI are classified and measured at fair value through profit or loss, irrespective of the business model.

IFRS 9.4.1.2(b)
IFRS 9.4.1.2(b)

The Group's business model for managing financial assets refers to how it manages its financial assets in order to generate cash flows. The business model determines whether cash flows will result from collecting contractual cash flows, selling the financial assets, or both. Financial assets classified and measured at amortised cost are held within a business model with the objective to hold financial assets in order to collect contractual cash flows whilst financial assets classified and measured at fair value through OCI are held within a business model with the objective of both holding to collect contractual cash flows and selling.

IFRS 9.B4.1.1

Purchases or sales of financial assets that require delivery of assets within a time frame established by regulation or convention in the market place (regular way trades) are recognised on the trade date, i.e., the date that the Group commits to purchase or sell the asset.

IFRS 9.3.1.2

Subsequent measurement

For purposes of subsequent measurement, financial assets are classified in four categories:

IFRS 9.5.2.1

- ▶ Financial assets at amortised cost (debt instruments)
- ▶ Financial assets at fair value through OCI with recycling of cumulative gains and losses (debt instruments)
- ▶ Financial assets designated at fair value through OCI with no recycling of cumulative gains and losses upon derecognition (equity instruments)
- ▶ Financial assets at fair value through profit or loss

Financial assets at amortised cost (debt instruments)

IFRS 9.4.1.2
IFRS 9.5.4

Financial assets at amortised cost are subsequently measured using the effective interest (EIR) method and are subject to impairment. Gains and losses are recognised in profit or loss when the asset is derecognised, modified or impaired.

The Group's financial assets at amortised cost includes trade receivables, and loan to an associate and loan to a director included under other non-current financial assets.

Commentary on IFRS accounting standards

For entities that have more complex financial instruments, the SPPI assessment can be particularly challenging. The application guidance for IFRS 9 and EY's *International GAAP 2024* provide specific examples of instruments that pass or fail the SPPI test. Such entities should also consider providing more detailed accounting policies in relation to their SPPI and business model assessments. Only equity instruments that meet the definition of equity from the issuer's perspective can be designated at fair value through OCI at initial recognition. IFRS 9 also allows entities to elect to designate non-financial contracts such as commodity contracts held for own use as financial assets at FVPL under certain circumstances.

Notes to the consolidated financial statement (continued)

2. Accounting policies (continued)

2.3 Summary of accounting policies (continued)

o) Financial instruments - initial recognition and subsequent measurement (continued)

Financial assets at fair value through OCI (debt instruments)

IFRS 9.4.1.2A

For debt instruments at fair value through OCI, interest income, foreign exchange revaluation and impairment losses or reversals are recognised in the statement of profit or loss and computed in the same manner as for financial assets measured at amortised cost. The remaining fair value changes are recognised in OCI. Upon derecognition, the cumulative fair value change recognised in OCI is recycled to profit or loss.

IFRS 9.5.7.10

IFRS 9.5.7.11

The Group's debt instruments at fair value through OCI includes investments in quoted debt instruments included under other non-current financial assets.

Financial assets designated at fair value through OCI (equity instruments)

IFRS 9.5.7.5

Upon initial recognition, the Group can elect to classify irrevocably its equity investments as equity instruments designated at fair value through OCI when they meet the definition of equity under IAS 32 *Financial Instruments: Presentation* and are not held for trading. The classification is determined on an instrument-by-instrument basis.

Gains and losses on these financial assets are never recycled to profit or loss. Dividends are recognised as other income in the statement of profit or loss when the right of payment has been established, except when the Group benefits from such proceeds as a recovery of part of the cost of the financial asset, in which case, such gains are recorded in OCI. Equity instruments designated at fair value through OCI are not subject to impairment assessment.

IFRS 9.5.7.1A

IFRS 9.B5.7.1

The Group elected to classify irrevocably its non-listed equity investments under this category.

Financial assets at fair value through profit or loss

Financial assets at fair value through profit or loss are carried in the statement of financial position at fair value with net changes in fair value recognised in the statement of profit or loss.

IFRS 9.4.1.4

IFRS 9.5.7.1

This category includes derivative instruments and listed equity investments which the Group had not irrevocably elected to classify at fair value through OCI. Dividends on listed equity investments are recognised as other income in the statement of profit or loss when the right of payment has been established.

A derivative embedded in a hybrid contract, with a financial liability or non-financial host, is separated from the host and accounted for as a separate derivative if: the economic characteristics and risks are not closely related to the host, a separate instrument with the same terms as the embedded derivative would meet the definition of a derivative, and the hybrid contract is not measured at fair value through profit or loss. Embedded derivatives are measured at fair value with changes in fair value recognised in profit or loss. Reassessment only occurs if there is either a change in the terms of the contract that significantly modifies the cash flows that would otherwise be required or a reclassification of a financial asset out of the fair value through profit or loss category.

IFRS 9.4.3.3

Derecognition

A financial asset (or, where applicable, a part of a financial asset or part of a group of similar financial assets) is primarily derecognised (i.e., removed from the Group's consolidated statement of financial position) when:

IFRS 9.3.2.3(a)

- ▶ The rights to receive cash flows from the asset have expired
- Or
- ▶ The Group has transferred its rights to receive cash flows from the asset or has assumed an obligation to pay the received cash flows in full without material delay to a third party under a 'pass-through' arrangement; and either (a) the Group has transferred substantially all the risks and rewards of the asset, or (b) the Group has neither transferred nor retained substantially all the risks and rewards of the asset, but has transferred control of the asset

IFRS 9.3.2.4(a)

IFRS 9.3.2.4(b)

Notes to the consolidated financial statement (continued)

2. Accounting policies (continued)

2.3 Summary of accounting policies (continued)

o Financial instruments - initial recognition and subsequent measurement (continued)

When the Group has transferred its rights to receive cash flows from an asset or has entered into a pass-through arrangement, it evaluates if, and to what extent, it has retained the risks and rewards of ownership. When it has neither transferred nor retained substantially all of the risks and rewards of the asset, nor transferred control of the asset, the Group continues to recognise the transferred asset to the extent of its continuing involvement. In that case, the Group also recognises an associated liability. The transferred asset and the associated liability are measured on a basis that reflects the rights and obligations that the Group has retained.

IFRS 9.3.2.6(a)
IFRS 9.3.2.6(c)
IFRS 9.3.2.4(b)

Continuing involvement that takes the form of a guarantee over the transferred asset is measured at the lower of the original carrying amount of the asset and the maximum amount of consideration that the Group could be required to repay.

IFRS 9.3.2.16

Impairment

IFRS 9.5.5.1

Further disclosures relating to impairment of financial assets are also provided in the following notes:

- Disclosures for significant assumptions [Note 3](#)
- Debt instruments at fair value through OCI [Note 21](#)
- Trade receivables, including contract assets [Note 21](#)

The Group recognises an allowance for expected credit losses (ECLs) for all debt instruments not held at fair value through profit or loss. ECLs are based on the difference between the contractual cash flows due in accordance with the contract and all the cash flows that the Group expects to receive, discounted at an approximation of the original effective interest rate. The expected cash flows will include cash flows from the sale of collateral held or other credit enhancements that are integral to the contractual terms.

IFRS 9.5.5.1

ECLs are recognised in two stages. For credit exposures for which there has not been a significant increase in credit risk since initial recognition, ECLs are provided for credit losses that result from default events that are possible within the next 12-months (a 12-month ECL). For those credit exposures for which there has been a significant increase in credit risk since initial recognition, a loss allowance is required for credit losses expected over the remaining life of the exposure, irrespective of the timing of the default (a lifetime ECL).

IFRS 9.5.5.3
IFRS 9.5.5.5

For trade receivables and contract assets, the Group applies a simplified approach in calculating ECLs. Therefore, the Group does not track changes in credit risk, but instead recognises a loss allowance based on lifetime ECLs at each reporting date. The Group has established a provision matrix that is based on its historical credit loss experience, adjusted for forward-looking factors specific to the debtors and the economic environment.

IFRS 9.5.5.15
IFRS 9.B5.5.35

Commentary on IFRS accounting standards

An entity is required to apply the simplified approach for trade receivables or contract assets that do not contain a significant financing component, or when the entity applies the practical expedient for contracts that have a maturity of one year or less. However, an entity has a policy choice to apply either the simplified approach or the general approach for the following:

- All trade receivables or contract assets that contain a significant financing component in accordance with IFRS 15. The policy choice may be applied separately to trade receivables and contract assets.
- All lease receivables that result from transactions that are within the scope of IFRS 16. The policy choice may be applied separately to finance and operating lease receivables.

For debt instruments at fair value through OCI, the Group applies the low credit risk simplification. At every reporting date, the Group evaluates whether the debt instrument is considered to have low credit risk using all reasonable and supportable information that is available without undue cost or effort. In making that evaluation, the Group reassesses the internal credit rating of the debt instrument. In addition, the Group considers that there has been a significant increase in credit risk when contractual payments are more than 30 days past due.

IFRS 9.5.5.3
IFRS 9.5.5.5
IFRS 9.A

Notes to the consolidated financial statement (continued)

2. Accounting policies (continued)

2.3 Summary of accounting policies (continued)

o) Financial instruments - initial recognition and subsequent measurement (continued)

The Group's debt instruments at fair value through OCI comprise solely of quoted bonds that are graded in the top investment category (Very Good and Good) by the *Quality Credit Rating Agency* and, therefore, are considered to be low credit risk investments. It is the Group's policy to measure ECLs on such instruments on a 12-month basis. However, when there has been a significant increase in credit risk since origination, the allowance will be based on the lifetime ECL. The Group uses the ratings from the *Quality Credit Rating Agency* both to determine whether the debt instrument has significantly increased in credit risk and to estimate ECLs.

IFRS 7.35F(a)
IFRS 7.35G(a)(ii)
IFRS 9.B5.5.22-27

Commentary on IFRS accounting standards

IFRS 9 contains an important simplification that, if a financial instrument has a low credit risk, then an entity is allowed to assume at the reporting date that no significant increases in credit risk have occurred. The low credit risk concept was intended to provide entities relief from tracking changes in the credit risk of high-quality financial instruments. This simplification is optional, and the low credit risk simplification can be elected on an instrument-by-instrument basis.

The Group considers a financial asset in default when contractual payments are 90 days past due. However, in certain cases, the Group may also consider a financial asset to be in default when internal or external information indicates that the Group is unlikely to receive the outstanding contractual amounts in full before taking into account any credit enhancements held by the Group. A financial asset is written off when there is no reasonable expectation of recovering the contractual cash flows.

IFRS 7.35F(b)
IFRS 9.5.5.9
IFRS 9.B5.5.37

ii) Financial liabilities

Initial recognition, measurement and presentation

Financial liabilities are classified, at initial recognition, as financial liabilities at fair value through profit or loss, loans and borrowings, payables, or as derivatives designated as hedging instruments in an effective hedge, as appropriate.

IFRS 7.6
IFRS 7.21

All financial liabilities are recognised initially at fair value and, in the case of loans and borrowings and payables, net of directly attributable transaction costs.

IFRS 9.5.1.1

The Group's financial liabilities include trade and other payables, loans and borrowings including bank overdrafts, and derivative financial instruments.

The Group classifies financial liabilities that arise from supplier finance arrangement within Trade and other payables in the statement of financial position if they have a similar nature and function to trade payables. This is the case if the supplier finance arrangement is part of the working capital used in the Group's normal operating cycle, the level of security provided is similar to trade payables and the terms of the liabilities that are part of the supply chain finance arrangement are not substantially different from the terms of trade payables that are not part of the arrangement. Cash flows related to liabilities arising from supplier finance arrangements that are classified in Trade and other payables in the consolidated statement of financial position are included in operating activities in the consolidated statement of cash flows.

Subsequent measurement

For purposes of subsequent measurement, financial liabilities are classified in two categories:

- Financial liabilities at fair value through profit or loss
- Financial liabilities at amortised cost (loans and borrowings)

Financial liabilities at fair value through profit or loss

Financial liabilities at fair value through profit or loss include financial liabilities held for trading and financial liabilities designated upon initial recognition as at fair value through profit or loss.

IFRS 9.4.2.1(a)

Financial liabilities are classified as held for trading if they are incurred for the purpose of repurchasing in the near term. This category also includes derivative financial instruments entered into by the Group that are not designated as hedging instruments in hedge relationships as defined by IFRS 9. Separated embedded derivatives are also classified as held for trading unless they are designated as effective hedging instruments.

Gains or losses on liabilities held for trading are recognised in the statement of profit or loss.

IFRS 9.5.7.1

Financial liabilities designated upon initial recognition at fair value through profit or loss are designated at the initial date of recognition, and only if the criteria in IFRS 9 are satisfied. The Group has not designated any financial liability as at fair value through profit or loss.

Notes to the consolidated financial statement (continued)

2. Accounting policies (continued)

2.3 Summary of accounting policies (continued)

o) Financial instruments - initial recognition and subsequent measurement (continued)

Financial liabilities at amortised cost (loans and borrowings)

This is the category most relevant to the Group. After initial recognition, interest-bearing loans and borrowings are subsequently measured at amortised cost using the EIR method. Gains and losses are recognised in profit or loss when the liabilities are derecognised as well as through the EIR amortisation process.

IFRS 9.4.2.1
IFRS 9.5.7.2

Amortised cost is calculated by taking into account any discount or premium on acquisition and fees or costs that are an integral part of the EIR. The EIR amortisation is included as finance costs in the statement of profit or loss.

This category generally applies to interest-bearing loans and borrowings. For more information, refer to [Note 21](#).

Derecognition

A financial liability is derecognised when the obligation under the liability is discharged or cancelled or expires. When an existing financial liability is replaced by another from the same lender on substantially different terms, or the terms of an existing liability are substantially modified, such an exchange or modification is treated as the derecognition of the original liability and the recognition of a new liability. The difference in the respective carrying amounts is recognised in the statement of profit or loss.

IFRS 9.3.3.1
IFRS 9.3.3.3
IFRS 9.3.3.2

iii) Offsetting of financial instruments

Financial assets and financial liabilities are offset and the net amount is reported in the consolidated statement of financial position if there is a currently enforceable legal right to offset the recognised amounts and there is an intention to settle on a net basis, to realise the assets and settle the liabilities simultaneously.

IAS 32.42

p) Derivative financial instruments and hedge accounting

Initial recognition and subsequent measurement

The Group uses derivative financial instruments, such as forward currency contracts, interest rate swaps and forward commodity contracts, to hedge its foreign currency risks, interest rate risks and commodity price risks, respectively. Such derivative financial instruments are initially recognised at fair value on the date on which a derivative contract is entered into and are subsequently remeasured at fair value. Derivatives are carried as financial assets when the fair value is positive and as financial liabilities when the fair value is negative.

IFRS 9.5.1.1
IFRS 7.21

For the purpose of hedge accounting, hedges are classified as:

- ▶ Fair value hedges when hedging the exposure to changes in the fair value of a recognised asset or liability or an unrecognised firm commitment IFRS 9.6.5.2(a)
- ▶ Cash flow hedges when hedging the exposure to variability in cash flows that is either attributable to a particular risk associated with a recognised asset or liability or a highly probable forecast transaction or the foreign currency risk in an unrecognised firm commitment IFRS 9.6.5.2(b)
- ▶ Hedges of a net investment in a foreign operation IFRS 9.6.5.2(c)

At the inception of a hedge relationship, the Group formally designates and documents the hedge relationship to which it wishes to apply hedge accounting and the risk management objective and strategy for undertaking the hedge.

IFRS 9.6.4.1

The documentation includes identification of the hedging instrument, the hedged item, the nature of the risk being hedged and how the Group will assess whether the hedging relationship meets the hedge effectiveness requirements (including the analysis of sources of hedge ineffectiveness and how the hedge ratio is determined). A hedging relationship qualifies for hedge accounting if it meets all of the following effectiveness requirements:

IFRS 9.6.4.1

- ▶ There is 'an economic relationship' between the hedged item and the hedging instrument.
- ▶ The effect of credit risk does not 'dominate the value changes' that result from that economic relationship.
- ▶ The hedge ratio of the hedging relationship is the same as that resulting from the quantity of the hedged item that the Group actually hedges and the quantity of the hedging instrument that the Group actually uses to hedge that quantity of hedged item.

Notes to the consolidated financial statement (continued)

2. Accounting policies (continued)

2.3 Summary of accounting policies (continued)

p) Derivative financial instruments and hedge accounting (continued)

Hedges that meet all the qualifying criteria for hedge accounting are accounted for, as described below:

Fair value hedges

The change in the fair value of a hedging instrument is recognised in the statement of profit or loss as other expense. The change in the fair value of the hedged item attributable to the risk hedged is recorded as part of the carrying value of the hedged item and is also recognised in the statement of profit or loss as other expense.

IFRS 9.6.5.8
IFRS 9.6.5.10

For fair value hedges relating to items carried at amortised cost, any adjustment to carrying value is amortised through profit or loss over the remaining term of the hedge using the EIR method. The EIR amortisation may begin as soon as an adjustment exists and no later than when the hedged item ceases to be adjusted for changes in its fair value attributable to the risk being hedged.

If the hedged item is derecognised, the unamortised fair value is recognised immediately in profit or loss.

When an unrecognised firm commitment is designated as a hedged item, the subsequent cumulative change in the fair value of the firm commitment attributable to the hedged risk is recognised as an asset or liability with a corresponding gain or loss recognised in profit or loss.

IFRS 9.6.5.9

Cash flow hedges

The effective portion of the gain or loss on the hedging instrument is recognised in OCI in the cash flow hedge reserve, whilst any ineffective portion is recognised immediately in the statement of profit or loss. The cash flow hedge reserve is adjusted to the lower of the cumulative gain or loss on the hedging instrument and the cumulative change in fair value of the hedged item.

IFRS 9.6.5.11

The Group uses forward currency contracts as hedges of its exposure to foreign currency risk in forecast transactions and firm commitments, as well as forward commodity contracts for its exposure to volatility in the commodity prices. The ineffective portion relating to foreign currency contracts is recognised as other expense and the ineffective portion relating to commodity contracts is recognised in other operating income or expenses. Refer to [Note 21.3](#) for more details.

The Group designates only the spot element of forward contracts as a hedging instrument. The forward element is recognised in OCI and accumulated in a separate component of equity under cost of hedging reserve.

IFRS 9.6.5.16

The amounts accumulated in OCI are accounted for, depending on the nature of the underlying hedged transaction. If the hedged transaction subsequently results in the recognition of a non-financial item, the amount accumulated in equity is removed from the separate component of equity and included in the initial cost or other carrying amount of the hedged asset or liability. This is not a reclassification adjustment and will not be recognised in OCI for the period. This also applies where the hedged forecast transaction of a non-financial asset or non-financial liability subsequently becomes a firm commitment for which fair value hedge accounting is applied.

IFRS 9.6.5.11

For any other cash flow hedges, the amount accumulated in OCI is reclassified to profit or loss as a reclassification adjustment in the same period or periods during which the hedged cash flows affect profit or loss.

If cash flow hedge accounting is discontinued, the amount that has been accumulated in OCI must remain in accumulated OCI if the hedged future cash flows are still expected to occur. Otherwise, the amount will be immediately reclassified to profit or loss as a reclassification adjustment. After discontinuation, once the hedged cash flow occurs, any amount remaining in accumulated OCI must be accounted for depending on the nature of the underlying transaction as described above.

Hedges of a net investment

Hedges of a net investment in a foreign operation, including a hedge of a monetary item that is accounted for as part of the net investment, are accounted for in a way similar to cash flow hedges. Gains or losses on the hedging instrument relating to the effective portion of the hedge are recognised as OCI whilst any gains or losses relating to the ineffective portion are recognised in the statement of profit or loss. On disposal of the foreign operation, the cumulative value of any such gains or losses recorded in equity is transferred to the statement of profit or loss.

IFRS 9.6.5.13
IFRS 9.6.5.13

Notes to the consolidated financial statement (continued)

2. Accounting policies (continued)

2.3 Summary of accounting policies (continued)

p) Derivative financial instruments and hedge accounting (continued)

The Group uses a loan as a hedge of its exposure to foreign exchange risk on its investments in foreign subsidiaries. Refer to [Note 21.3](#) for more details.

q) Inventories

Inventories are valued at the lower of cost and net realisable value.

IAS 2.36(a)

IAS 2.9

Costs incurred in bringing each product to its present location and condition are accounted for, as follows:

IAS 2.10

- ▶ Raw materials: purchase cost on a first-in/first-out basis
- ▶ Finished goods and work in progress: cost of direct materials and labour and a proportion of manufacturing overheads based on the normal operating capacity, but excluding borrowing costs

IAS 2.25

IAS 2.12

IAS 2.13

Initial cost of inventories includes the transfer of gains and losses on qualifying cash flow hedges, recognised in OCI, in respect of the purchases of raw materials.

IFRS

9.6.5.11(d)(i)

Net realisable value is the estimated selling price in the ordinary course of business, less estimated costs of completion and the estimated costs necessary to make the sale.

IAS 2.6

r) Impairment of non-financial assets

Further disclosures relating to impairment of non-financial assets are also provided in the following notes:

- ▶ Disclosures for significant assumptions [Note 3](#)
- ▶ Property, plant and equipment [Note 17](#)
- ▶ Intangible assets [Note 19](#)
- ▶ Goodwill and intangible assets with indefinite lives [Note 20](#)

Commentary on IFRS accounting standards

Under IFRS 16.33, right-of-use assets are subject to the impairment requirements of IAS 36 *Impairment of Assets*.

Under IFRS 15.101, assets recognised for costs to obtain a contract and costs to fulfil a contract are subject to impairment testing. An impairment exists if the carrying amount of the asset exceeds the amount of consideration the entity expects to receive in exchange for providing the associated goods or services, less the remaining costs that relate directly to providing those goods or services. The Group does not incur any costs to obtain a contract or costs to fulfil a contract that are eligible for capitalisation. Entities need to include an accounting policy for impairment if such information is deemed to be material.

The Group assesses, at each reporting date, whether there is an indication that an asset may be impaired. If any indication exists, or when annual impairment testing for an asset is required, the Group estimates the asset's recoverable amount. An asset's recoverable amount is the higher of an asset's or CGU's fair value less costs of disposal and its value in use. The recoverable amount is determined for an individual asset, unless the asset does not generate cash inflows that are largely independent of those from other assets or groups of assets. When the carrying amount of an asset or CGU exceeds its recoverable amount, the asset is considered impaired and is written down to its recoverable amount.

IAS 36.6

IAS 36.9

IAS 36.66

IAS 36.59

In assessing value in use, the estimated future cash flows are discounted to their present value using a pre-tax discount rate that reflects current market assessments of the time value of money and the risks specific to the asset. In determining fair value less costs of disposal, recent market transactions are taken into account. If no such transactions can be identified, an appropriate valuation model is used. These calculations are corroborated by valuation multiples, quoted share prices for publicly traded companies or other available fair value indicators.

IAS 36.30

IAS 36.55

IAS 36.6

The Group bases its impairment calculation on the most recent budgets and forecast calculations, which are prepared separately for each of the Group's CGUs to which the individual assets are allocated. These budgets and forecast calculations generally cover a period of five years. A long-term growth rate is calculated and applied to project future cash flows after the fifth year.

IAS 36.33

IAS 36.35

Impairment losses of continuing operations are recognised in the statement of profit or loss in expense categories consistent with the function of the impaired asset, except for properties previously revalued with the revaluation taken to OCI. For such properties, the impairment is recognised in OCI up to the amount of any previous revaluation.

IAS 36.60

IAS 36.61

Notes to the consolidated financial statement (continued)

2. Accounting policies (continued)

2.3 Summary of accounting policies (continued)

r) Impairment of non-financial assets (continued)

For assets excluding goodwill, an assessment is made at each reporting date to determine whether there is an indication that previously recognised impairment losses no longer exist or have decreased. If such indication exists, the Group estimates the asset's or CGU's recoverable amount. A previously recognised impairment loss is reversed only if there has been a change in the assumptions used to determine the asset's recoverable amount since the last impairment loss was recognised. The reversal is limited so that the carrying amount of the asset does not exceed its recoverable amount, nor exceed the carrying amount that would have been determined, net of depreciation, had no impairment loss been recognised for the asset in prior years. Such reversal is recognised in the statement of profit or loss unless the asset is carried at a revalued amount, in which case, the reversal is treated as a revaluation increase.

IAS 36.110
IAS 36.114
IAS 36.117
IAS 36.119

Goodwill is tested for impairment annually as at 31 October and when circumstances indicate that the carrying value may be impaired.

IAS 36.10(b)

Impairment is determined for goodwill by assessing the recoverable amount of each CGU (or group of CGUs) to which the goodwill relates. When the recoverable amount of the CGU is less than its carrying amount, an impairment loss is recognised. Impairment losses relating to goodwill cannot be reversed in future periods.

IAS 36.104
IAS 36.124

Intangible assets with indefinite useful lives are also tested for impairment annually as at 31 October at the CGU level, as appropriate, and when circumstances indicate that the carrying value may be impaired.

IAS 36.10(a)

The Group assesses whether climate risks, including physical risks and transition risks could have a significant impact. If so, these risks are included in the cash-flow forecasts in assessing value-in-use amounts. See [Note 20](#) for further discussion of the impact of climate-related risks on the value in use.

Commentary on IFRS accounting standards

IAS 36.96 permits the annual impairment test for a CGU to which goodwill has been allocated to be performed at any time during the year, provided it is at the same time each year. Different CGUs and intangible assets may be tested at different times.

s) Cash and short-term deposits

Cash and short-term deposits in the statement of financial position comprise cash at banks and on hand and short-term highly liquid deposits with a maturity of three months or less, that are held for the purpose of meeting short-term cash commitments and are readily convertible to a known amount of cash and subject to an insignificant risk of changes in value.

IAS 7.6
IAS 7.7

For the purpose of the consolidated statement of cash flows, cash and cash equivalents consist of cash and short-term deposits, as defined above, net of outstanding bank overdrafts as they are considered an integral part of the Group's cash management.

IAS 7.46

t) Convertible preference shares

Convertible preference shares are separated into liability and equity components based on the terms of the contract.

IFRS 7.21
IAS 32.18
IAS 32.28

On issuance of the convertible preference shares, the fair value of the liability component is determined using a market rate for an equivalent non-convertible instrument. This amount is classified as a financial liability measured at amortised cost (net of transaction costs) until it is extinguished on conversion or redemption.

IFRS 7.21
IAS 32.18
IAS 32.28

The remainder of the proceeds is allocated to the conversion option that is recognised and included in equity. Transaction costs are deducted from equity, net of associated income tax. The carrying amount of the conversion option is not remeasured in subsequent years.

IAS 32.35
IAS 32.AG31(a)

Transaction costs are apportioned between the liability and equity components of the convertible preference shares, based on the allocation of proceeds to the liability and equity components when the instruments are initially recognised.

IAS 32.38

Notes to the consolidated financial statement (continued)

2. Accounting policies (continued)

2.3 Summary of accounting policies (continued)

u) Treasury shares

Own equity instruments that are reacquired (treasury shares) are recognised at cost and deducted from equity. No gain or loss is recognised in profit or loss on the purchase, sale, issue or cancellation of the Group's own equity instruments. Any difference between the carrying amount and the consideration, if reissued, is recognised in the share premium. IAS 32.33

v) Provisions

General

Provisions are recognised when the Group has a present obligation (legal or constructive) as a result of a past event, it is probable that an outflow of resources embodying economic benefits will be required to settle the obligation and a reliable estimate can be made of the amount of the obligation. When the Group expects some or all of a provision to be reimbursed, for example, under an insurance contract, the reimbursement is recognised as a separate asset, but only when the reimbursement is virtually certain. The expense relating to a provision is presented in the statement of profit or loss net of any reimbursement. IAS 37.14
IAS 37.53
IAS 37.54

If the effect of the time value of money is material, provisions are discounted using a current pre-tax rate that reflects, when appropriate, the risks specific to the liability. When discounting is used, the increase in the provision due to the passage of time is recognised as a finance cost. IAS 37.45

Warranty provisions

The Group provides warranties for general repairs of defects that existed at the time of sale, as required by law. Provisions related to these assurance-type warranties are recognised when the product is sold, or the service is provided to the customer. Initial recognition is based on historical experience. The estimate of warranty-related costs is revised annually.

Restructuring provisions

Restructuring provisions are recognised only when the Group has a constructive obligation, which is when: IAS 37.71
IAS 37.72

- (i) there is a detailed formal plan that identifies the business or part of the business concerned, the location and number of employees affected, the detailed estimate of the associated costs, and the timeline, and
- (ii) the employees affected have been notified of the plan's main features.

Decommissioning liability

The Group records a provision for decommissioning costs to remediate the environmental damage of a manufacturing facility for the production of fire retardant materials. Decommissioning costs are provided for at the present value of expected costs to settle the obligation using estimated cash flows and are recognised as part of the cost of the relevant asset. The cash flows are discounted at a current pre-tax rate that reflects the risks specific to the decommissioning liability. The unwinding of the discount is expensed as incurred and recognised in the statement of profit or loss as a finance cost. The estimated future costs of decommissioning are reviewed annually and adjusted as appropriate. The impact of climate-related matters, such as changes in environmental regulations and other relevant legislation, is considered by the Group in estimating the decommissioning liability on the manufacturing facility. Changes in the estimated future costs, or in the discount rate applied, are added to or deducted from the cost of the asset. IAS 16.16(c)
IAS 37.45
IAS 37.47
IFRIC 1.8
IAS 37.59
IFRIC 1.5

Greenhouse gas emissions

The Group receives free emission rights in certain European countries as a result of the European Emission Trading Schemes. The rights are received on an annual basis and, in return, the Group is required to remit rights equal to its actual emissions. The Group has adopted the net liability approach to the emission rights granted. The Group recognises the received emission rights at the nominal amount (i.e., nil). The Group recognises a provision as emissions are made. As the Group intends to keep the emission rights received to settle its emission liability, the Group takes into consideration the value of received emission rights on a first-in-first-out basis when measuring a provision. Therefore, until the emission limit is exceeded, there is no impact on the consolidated statement of financial provision and the consolidated statement of profit or loss. . The emission costs are recognised as other operating expenses. Where emission rights are purchased from other parties, the cost of obtaining the allowances determine the measurement of the provision. IAS 8.10

Notes to the consolidated financial statement (continued)

2. Accounting policies (continued)

2.3 Summary of accounting policies (continued)

v) Provisions (continued)

Onerous contracts

If the Group has a contract that is onerous, the present obligation under the contract is recognised and measured as a provision. However, before a separate provision for an onerous contract is established, the Group recognises any impairment loss that has occurred on assets dedicated to that contract.

IAS 37.66
IAS 37.69

An onerous contract is a contract under which the unavoidable costs (i.e., the costs that the Group cannot avoid because it has the contract) of meeting the obligations under the contract exceed the economic benefits expected to be received under it. The unavoidable costs under a contract reflect the least net cost of exiting from the contract, which is the lower of the cost of fulfilling it and any compensation or penalties arising from failure to fulfil it. The cost of fulfilling a contract comprises the costs that relate directly to the contract (i.e., both incremental costs and an allocation of costs directly related to contract activities).

IAS 37.68

Commentary on IFRS accounting standards

IAS 37 provides a choice of presenting expenditures to settle a provision either net of any reimbursement or on a gross basis. The Group has elected to present the expenses net of reimbursements.

IFRIC 3 *Emission Rights* was withdrawn in June 2005. In the absence of a specific standard, management must develop an accounting policy that results in information that is relevant and reliable. The Group has applied the net liability approach based on IAS 20.23. However, emission rights received could also be recognised as intangible assets at their fair value with all the disclosures required by IAS 38.

IFRS 15 contains no specific requirements to address contracts with customers that are, or have become, onerous. The requirements of IAS 37 apply to the identification and measurement of onerous customer contracts (IAS 37.5(g)).

Waste Electrical and Electronic Equipment (WEEE)

The Group is a provider of electrical equipment that falls under the EU Directive on Waste Electrical and Electronic Equipment. The directive distinguishes between waste management of equipment sold to private households prior to a date, as determined by each Member State (historical waste), and waste management of equipment sold to private households after that date (new waste). A provision for the expected costs of management of historical waste is recognised when the Group participates in the market during the measurement period, as determined by each Member State, and the costs can be reliably measured. These costs are recognised as other operating expenses in the statement of profit or loss.

IFRIC 6

With respect to new waste, a provision for the expected costs is recognised when products that fall within the directive are sold, and the disposal costs can be reliably measured. Derecognition takes place when the obligation expires, is settled or is transferred. These costs are recognised as part of costs of sales.

With respect to equipment sold to entities other than private households, a provision is recognised when the Group becomes responsible for the costs of this waste management, with the costs recognised as other operating expenses or cost of sales, as appropriate.

Contingent liabilities recognised in a business combination

A contingent liability recognised in a business combination is initially measured at its fair value. Subsequently, it is measured at the higher of the amount that would be recognised in accordance with the requirements for provisions above or the amount initially recognised less (when appropriate) cumulative amortisation recognised in accordance with the requirements for revenue recognition.

IFRS 3.56
IFRS 3.22
IFRS 3.23

w) Employee benefits

Short-term employee benefits

Liabilities recognised for salaries and wages, annual leave and any other short term employee benefits that are expected to be settled wholly within 12 months after the end of the period in which the employees render the related service are measured at the amounts expected to be paid when the liabilities are settled in respect of services provided by employees up to the reporting date.

Notes to the consolidated financial statement (continued)

2. Accounting policies (continued)

2.3 Summary of accounting policies (continued)

w) Employee benefits (continued)

Long term employee benefits

Liabilities recognised in respect of long service leave and any other long term employee benefits that are not expected to be settled wholly within 12 months after the end of the period in which the employees render the related service are measured at the present value of the estimated future cash outflows to be made by the Group in respect of services provided by employees up to the reporting date. Consideration is given to expected future salary levels, historical employee turnover rates and periods of service. Expected future payments are discounted using market yields at the reporting date on high quality corporate bonds with terms to maturity and currency that match, as closely as possible, the estimated future cash outflows.

Pensions and other post-employment benefits

The Group operates a defined benefit pension plan in Euroland, which requires contributions to be made to a separately administered fund. The Group also provides certain additional post employment healthcare benefits to employees in the United States. These benefits are unfunded. The cost of providing benefits under the defined benefit plan is determined using the projected unit credit method.

IAS 19.135

IAS 19.67

Remeasurements, comprising of actuarial gains and losses, the effect of the asset ceiling, excluding amounts included in net interest on the net defined benefit liability and the return on plan assets (excluding amounts included in net interest on the net defined benefit liability), are recognised immediately in the statement of financial position with a corresponding debit or credit to retained earnings through OCI in the period in which they occur. Remeasurements are not reclassified to profit or loss in subsequent periods.

IAS 19.120(c)
IAS 19.127
IAS 19.122

Past service costs are recognised in profit or loss on the earlier of:

- ▶ The date of the plan amendment or curtailment
- ▶ The date that the Group recognises related restructuring costs

IAS 19.102
IAS 19.103

Net interest is calculated by applying the discount rate to the net defined benefit liability or asset. The Group recognises the following changes in the net defined benefit obligation under 'cost of sales', 'administration expenses' and 'selling and distribution expenses' in the consolidated statement of profit or loss (by function):

IAS 19.123
IAS 19.134

- ▶ Service costs comprising current service costs, past-service costs, gains and losses on curtailments and non-routine settlements
- ▶ Net interest expense or income

Commentary on IFRS accounting standards

Entities are required to state their policy for termination benefits, employee benefit reimbursements and benefit risk sharing. Since these are not applicable to the Group, the disclosures related to such benefits have not been made. Entities need to assess the nature of their employee benefits and make the relevant disclosures.

IAS 19 does not specify where in the statement of profit or loss service costs or net interest should be presented. IAS 1 allows, but does not require, disaggregation of the employee benefits cost components in profit or loss. The net interest cost component is different from the unwinding of interest component and return on asset component in the previous version of IAS 19. Entities must apply the requirement in IAS 8.10 when developing a presentation policy for net interest cost.

Classification

Liabilities for employee benefits where the Group does not have an unconditional right to defer settlement for at least 12 months after the reporting date are presented as current. Liabilities for employee benefits where the Group has an unconditional right to defer settlement for at least 12 months after the reporting date are presented as non-current.

x) Share-based payments

Employees (including senior executives) of the Group receive remuneration in the form of share-based payments, whereby employees render services in exchange for equity instruments (equity-settled transactions). Employees working in the business development group are granted Share Appreciation Rights, which are settled in cash (cash-settled transactions).

IFRS 2.44

Notes to the consolidated financial statement (continued)

2. Accounting policies (continued)

2.3 Summary of accounting policies (continued)

x) Share-based payments (continued)

Equity-settled transactions

The cost of equity-settled transactions is determined by the fair value at the date when the grant is made using an appropriate valuation model, further details of which are given in [Note 31](#).

IFRS 2.7
IFRS 2.10

That cost is recognised in employee benefits expense ([Note 13.7](#)), together with a corresponding increase in equity (other capital reserves), over the period in which the service and, where applicable, the performance conditions are fulfilled (the vesting period). The cumulative expense recognised for equity-settled transactions at each reporting date until the vesting date reflects the extent to which the vesting period has expired and the Group's best estimate of the number of equity instruments that will ultimately vest. The expense or credit in the statement of profit or loss for a period represents the movement in cumulative expense recognised as at the beginning and end of that period.

IFRS 2.19
IFRS 2.20

Service and non-market performance conditions are not taken into account when determining the grant date fair value of awards, but the likelihood of the conditions being met is assessed as part of the Group's best estimate of the number of equity instruments that will ultimately vest. Market performance conditions are reflected within the grant date fair value. Any other conditions attached to an award, but without an associated service requirement, are considered to be non-vesting conditions. Non-vesting conditions are reflected in the fair value of an award and lead to an immediate expensing of an award unless there are also service and/or performance conditions.

IFRS 2.21

No expense is recognised for awards that do not ultimately vest because non-market performance and/or service conditions have not been met. Where awards include a market or non-vesting condition, the transactions are treated as vested irrespective of whether the market or non-vesting condition is satisfied, provided that all other performance and/or service conditions are satisfied.

IFRS 2.28
IFRS 2.B42-B44
IAS 33.45

When the terms of an equity-settled award are modified, the minimum expense recognised is the grant date fair value of the unmodified award, provided the original vesting terms of the award are met. An additional expense, measured as at the date of modification, is recognised for any modification that increases the total fair value of the share-based payment transaction, or is otherwise beneficial to the employee. Where an award is cancelled by the entity or by the counterparty, any remaining element of the fair value of the award is expensed immediately through profit or loss.

The dilutive effect of outstanding options is reflected as additional share dilution in the computation of diluted earnings per share (further details are given in [Note 16](#)).

Cash-settled transactions

A liability is recognised for the fair value of cash-settled transactions. The fair value is measured initially and at each reporting date up to and including the settlement date, with changes in fair value recognised in employee benefits expense (see [Note 13.7](#)). The fair value is expensed over the period until the vesting date with recognition of a corresponding liability. The fair value is determined using a binomial model, further details of which are given in [Note 31](#). The approach used to account for vesting conditions when measuring equity-settled transactions also applies to cash-settled transactions.

IFRS 2.30
IFRS 2.32
IFRS 2.33

y) Events after the reporting period

IAS 10.21
IAS 10.10

If the Group receives information after the reporting period, but prior to the date of authorisation for issue, about conditions that existed at the end of the reporting period, it will assess whether the information affects the amounts that it recognises in its consolidated financial statements. The Group will adjust the amounts recognised in its financial statements to reflect any adjusting events after the reporting period and update the disclosures that relate to those conditions in light of the new information. For non-adjusting events after the reporting period, the Group will not change the amounts recognised in its consolidated financial statements, but will disclose the nature of the non-adjusting event and an estimate of its financial effect, or a statement that such an estimate cannot be made, if applicable.

Notes to the consolidated financial statement (continued)

2. Accounting policies (continued)

2.3 Summary of accounting policies (continued)

z) Earnings per share (EPS)

Basic EPS is calculated by dividing the profit for the year attributable to ordinary equity holders of the parent by the weighted average number of ordinary shares outstanding during the year.

Diluted EPS is calculated by dividing the profit attributable to ordinary equity holders of the parent (after adjusting for interest on the convertible preference shares) by the weighted average number of ordinary shares outstanding during the year plus the weighted average number of ordinary shares that would be issued on conversion of all the dilutive potential ordinary shares into ordinary shares.

2.4 Changes in accounting policies and disclosures

IAS 8.14

Revaluation of office properties in Euroland (property, plant and equipment)

The Group re-assessed its accounting for property, plant and equipment with respect to measurement of a certain class of property, plant and equipment after initial recognition. The Group had previously measured all property, plant and equipment using the cost model whereby, after initial recognition of the asset classified as property, plant and equipment, the asset was carried at cost less accumulated depreciation and accumulated impairment losses.

IAS 16.30

On 1 January 2024, the Group elected to change the method of accounting for office properties in Euroland classified as property, plant and equipment, as the Group believes that the revaluation model provides more relevant information to the users of its financial statements as it is more aligned to practices adopted by its competitors. In addition, available valuation techniques provide reliable estimates of the office properties' fair value. The Group applied the revaluation model prospectively.

After initial recognition, office properties in Euroland are measured at fair value at the date of the revaluation less any subsequent accumulated depreciation and subsequent accumulated impairment losses. For details refer to [Note 17](#).

IAS 8.17

IAS 8.18

Commentary on IFRS accounting standards

IAS 8.28

IAS 8.17 and IAS 8.18 exempt this change in accounting policy from the requirement to retrospectively apply the policy and to provide detailed disclosure as outlined in IAS 8.28 to IAS 8.31. Hence, the Group has applied its change in accounting policy for the measurement of office properties in Euroland to the revaluation model prospectively.

New and amended standards and interpretations

IAS 8.28

The Group applied for the first-time certain standards and amendments, which are effective for annual periods beginning on or after 1 January 2024 (unless otherwise stated). The Group has not early adopted any other standard, interpretation or amendment that has been issued but is not yet effective.

Amendments to IFRS 16 - Lease Liability in a Sale and Leaseback

The amendments in IFRS 16 specify the requirements that a seller-lessee uses in measuring the lease liability arising in a sale and leaseback transaction, to ensure the seller-lessee does not recognise any amount of the gain or loss that relates to the right of use it retains.

The amendments had no impact on the Group's financial statements.

Amendments to IAS 1 - Classification of Liabilities as Current or Non-current

The amendments to IAS 1 specify the requirements for classifying liabilities as current or non-current. The amendments clarify:

- ▶ What is meant by a right to defer settlement
- ▶ That a right to defer must exist at the end of the reporting period
- ▶ That classification is unaffected by the likelihood that an entity will exercise its deferral right
- ▶ That only if an embedded derivative in a convertible liability is itself an equity instrument would the terms of a liability not impact its classification

In addition, an entity is required to disclose when a liability arising from a loan agreement is classified as non-current and the entity's right to defer settlement is contingent on compliance with future covenants within twelve months.

The amendments have resulted in additional disclosures in [Note 21.2](#), but have not had an impact on the classification of the Group's liabilities.

Notes to the consolidated financial statement (continued)

2. Accounting policies (continued)

2.4 Changes in accounting policies and disclosures (continued)

Supplier Finance Arrangements - Amendments to IAS 7 and IFRS 7

The amendments to IAS 7 *Statement of Cash Flows* and IFRS 7 *Financial Instruments: Disclosures* clarify the characteristics of supplier finance arrangements and require additional disclosure of such arrangements. The disclosure requirements in the amendments are intended to assist users of financial statements in understanding the effects of supplier finance arrangements on an entity's liabilities, cash flows and exposure to liquidity risk.

As a result of implementing the amendments, the Group has provided additional disclosures about its supplier finance arrangement. Please refer to [Note 21.5](#) and [Note 30](#).

Commentary on IFRS accounting standards

For illustrative purposes, the Group has listed all the disclosures of new and amended standards and interpretations that are effective from 1 January 2024 (unless otherwise stated), regardless of whether these have any impact on the Group's financial statements. To the extent that an entity is not affected by a particular amendment, standard or interpretation, it is sufficient to disclose that fact together with its title.

In some jurisdictions, the adoption of IFRS accounting standards for reporting purposes may be subject to a specific legal process (e.g., in the European Union or Australia). In those jurisdictions, the effective dates may, therefore, be different from the IASB's effective dates. Nevertheless, all new standards and interpretations must be considered for disclosure as standards issued but not yet effective, in accordance with IAS 8.30, when an entity provides a complete set of financial statements, irrespective of whether the legal process referred to above has been completed.

2.5 Correction of an error

IAS 8.49

In July 2022, a subsidiary entered into a sales contract with a new customer to sell fire prevention equipment for a two-year period. As part of the negotiations, a variation was made to the standard terms and conditions to sell the equipment to this customer on a consignment basis, under which the Group does not relinquish control of the consigned product until it is sold to an end customer. However, the subsidiary continued to recognise revenue at the point before control transferred to the end customer. As a consequence, revenue was overstated. In January 2024, the subsidiary conducted a detailed review of the terms and conditions of its sales contracts and discovered the error.

The error has been corrected by restating each of the affected financial statement line items for the prior periods, as follows:

Impact on equity (increase/(decrease) in equity)

	31 December 2023	1 January 2023
	€000	€000
Inventories	1,000	500
Trade receivables	(3,500)	(1,500)
Total assets	(2,500)	(1,000)
Income tax payable	750	300
Total liabilities	750	300
Net impact on equity	(1,750)	(700)

Impact on statement of profit or loss (increase/(decrease) in profit)

IAS 8.49(b)(i)

	31 December 2023
	€000
Revenue from contracts with customers	(2,000)
Cost of sales	500
Income tax expense	450
Net impact on profit for the year	(1,050)
Attributable to:	
Equity holders of the parent	(1,050)
Non-controlling interests	-

Notes to the consolidated financial statement (continued)

2. Accounting policies (continued)

2.5 Correction of an error (continued)

Impact on basic and diluted earnings per share (EPS) (increase/(decrease) in EPS)

IAS 8.49(b)(ii)

	31 December 2023
Earnings per share	
Basic, profit for the year attributable to ordinary equity holders of the parent	(€0.06)
Diluted, profit for the year attributable to ordinary equity holders of the parent	(€0.05)
Earnings per share for continuing operations	
Basic, profit from continuing operations attributable to ordinary equity holders of the parent	(€0.06)
Diluted, profit from continuing operations attributable to ordinary equity holders of the parent	(€0.05)

The change did not have an impact on OCI for the period or the Group's operating, investing and financing cash flows.

2.6 Climate-related matters

The Group considers climate-related matters in estimates and assumptions, where appropriate. This assessment includes a wide range of possible impacts on the group due to both physical and transition risks. Even though the Group believes its business model and products will still be viable after the transition to a low-carbon economy, climate-related matters increase the uncertainty in estimates and assumptions underpinning several items in the financial statements. Even though climate-related risks might not currently have a significant impact on measurement, the Group is closely monitoring relevant changes and developments, such as new climate-related legislation. The items and considerations that are most directly impacted by climate-related matters are:

- Useful life of property, plant and equipment. When reviewing the residual values and expected useful lives of assets, the Group considers climate-related matters, such as climate-related legislation and regulations that may restrict the use of assets or require significant capital expenditures. See [Note 2.3 j\)](#) for further information.
- Impairment of non-financial assets. The value-in-use may be impacted in several different ways by transition risk in particular, such as climate-related legislation and regulations and changes in demand for the Group's products. Even though the Group has concluded that no single climate-related assumption is a key assumption for the 2024 test of goodwill, the Group considered expectations for increased costs of emissions, increased demand for goods sold by the Group's fire prevention equipment CGU and cost increases due to stricter recycling requirements in the cash-flow forecasts in assessing value-in-use amounts. See [Note 20](#) for further information.
- Fair value measurement. For investment properties and revalued office properties, the Group considers the effect of physical and transition risks and whether investors would consider those risks in their valuation. The group believes it is not currently exposed to severe physical risks, but believes that investors, to some extent, would consider impacts of transition risks in their valuation, such as increasing requirements for energy efficiency of buildings due to climate-related legislation and regulations as well as tenants' increasing demands for low-emission buildings. See [Note 12](#) for further information.
- Decommissioning liability. The impact of climate-related legislation and regulations is considered in estimating the timing and future costs of decommissioning one of the Group's manufacturing facilities. See [Note 2.3 v\)](#) for further disclosures.
- Emission rights. The Group receives free emission rights on an annual basis and, in return, it is required to remit rights equal to its actual emissions. The Group has adopted the net liability approach to the emission rights granted. See [Note 2.3 v\)](#) for further information.

3. Significant accounting judgements, estimates and assumptions

The preparation of the Group's consolidated financial statements requires management to make judgements, estimates and assumptions that affect the reported amounts of revenues, expenses, assets and liabilities, and the accompanying disclosures, and the disclosure of contingent liabilities. Uncertainty about these assumptions and estimates could result in outcomes that require a material adjustment to the carrying amount of assets or liabilities affected in future periods.

Notes to the consolidated financial statement (continued)

3. Significant accounting judgements, estimates and assumptions (continued)

Other disclosures relating to the Group's exposure to risks and uncertainties includes:

- ▶ Capital management [Note 6](#)
- ▶ Financial instruments risk management and policies [Note 21.5](#)
- ▶ Sensitivity analyses disclosures [Notes 17, 18, 20, 21.4, 21.5](#) and [32](#).

Judgements

In the process of applying the Group's accounting policies, management has made the following judgements, which have the most significant effect on the amounts recognised in the consolidated financial statements:

IAS 1.122

Determining the lease term of contracts with renewal and termination options - Group as lessee

The Group determines the lease term as the non-cancellable term of the lease, together with any periods covered by an option to extend the lease if it is reasonably certain to be exercised, or any periods covered by an option to terminate the lease, if it is reasonably certain not to be exercised.

IFRS 16.18
IFRS 16.19

The Group has several lease contracts that include extension and termination options. The Group applies judgement in evaluating whether it is reasonably certain whether or not to exercise the option to renew or terminate the lease. That is, it considers all relevant factors that create an economic incentive for it to exercise either the renewal or termination. After the commencement date, the Group reassesses the lease term if there is a significant event or change in circumstances that is within its control and affects its ability to exercise or not to exercise the option to renew or to terminate (e.g., construction of significant leasehold improvements or significant customisation to the leased asset).

The Group included the renewal period as part of the lease term for leases of plant and machinery with shorter non-cancellable period (i.e., three to five years). The Group typically exercises its option to renew for these leases because there will be a significant negative effect on production if a replacement asset is not readily available. The renewal periods for leases of plant and machinery with longer non-cancellable periods (i.e., 10 to 15 years) are not included as part of the lease term as these are not reasonably certain to be exercised. In addition, the renewal options for leases of motor vehicles are not included as part of the lease term because the Group typically leases motor vehicles for not more than five years and, hence, is not exercising any renewal options. Furthermore, the periods covered by termination options are included as part of the lease term only when they are reasonably certain not to be exercised.

Refer to [Note 31](#) for information on potential future rental payments relating to periods following the exercise date of extension and termination options that are not included in the lease term.

Property lease classification - Group as lessor

The Group has entered into commercial property leases on its investment property portfolio. The Group has determined, based on an evaluation of the terms and conditions of the arrangements, such as the lease term not constituting a major part of the economic life of the commercial property and the present value of the minimum lease payments not amounting to substantially all of the fair value of the commercial property, that it retains substantially all the risks and rewards incidental to ownership of these properties and accounts for the contracts as operating leases.

Assets held for sale

On 1 October 2024, the Board of Directors announced its decision to discontinue the rubber segment consisting of Hose Limited, a wholly owned subsidiary. The Board considered the subsidiary to meet the criteria to be classified as held for sale at that date for the following reasons:

IFRS 5.7
IFRS 5.8

Judgements (continued)

- ▶ Hose Limited is available for immediate sale and can be sold to the buyer in its current condition
- ▶ The actions to complete the sale were initiated and expected to be completed within one year from the date of initial classification
- ▶ A potential buyer had been identified and negotiations were at an advanced stage, with a letter of intent having been agreed between the two parties as of 1 October 2024

IFRS 5.BA
IFRS 5.9

For more details on the discontinued operation, refer to [Note 14](#).

Notes to the consolidated financial statement (continued)

3. Significant accounting judgements, estimates and assumptions (continued)

Judgements (continued)

Consolidation of a structured entity

In February 2024, the Group and a third-party partner formed an entity, Fire Equipment Test Lab Limited, to acquire land and construct and operate a fire equipment safety facility. The Group holds 20% of the voting shares in this entity. The third-party partner contributed approximately €2,700,000 in 2024, representing 80% of the voting shares, for the acquisition and construction of the fire safety test facility. The third-party partner is committed to provide approximately €1,000,000 in each of the following two years to complete the project. The construction is expected to be completed in 2026 at a total cost of approximately €4,700,000. The partner is entitled to a 22% return on the outstanding capital upon the commencement of operations. Under the contractual arrangement with the third-party partner, the Group has a majority representation on the entity's board of directors and the Group's approval is required for all major operational decisions. At the end of the fourth annual period, the partner is entitled to a 100% capital return. The EIR is 11% and the interest accumulated on the contributed amount totalled €303,000 at 31 December 2024. The Group is effectively guaranteeing the returns to the third-party partner. On completion of the construction, the operations of Fire Equipment Test Lab Limited will be solely carried out by the Group.

IFRS 12.7(a)
IFRS 12.9
IFRS 12.17
IFRS 12.8
IFRS 12.9
IFRS 12.14

Based on the contractual terms, the Group assessed that the voting rights in Fire Equipment Test Lab Limited are not the dominant factor in deciding who controls the entity. Also, it is assessed that there is insufficient equity financing (€200,000) to allow the entity to finance its activities without the non-equity financial support of the Group. Therefore, the Group concluded Fire Equipment Test Lab Limited is a structured entity under IFRS 10 *Consolidated Financial Statements* and that the Group controls it with no non-controlling interests. The voting shares of the third-party partner are accounted for as a financial liability.

Therefore, Fire Equipment Test Lab Limited is consolidated in the Group's consolidated financial statements. The shares of the third-party partner are recorded as a long-term loan and the return on investment is recorded as interest expense.

Consolidation of entities in which the Group holds less than a majority of voting rights (de facto control)

The Group considers that it controls Electronics Limited even though it owns less than 50% of the voting rights. This is because the Group is the single largest shareholder of Electronics Limited with a 48% equity interest. The remaining 52% of the equity shares in Electronics Limited are widely held by many other shareholders, none of which individually hold more than 1% of the equity shares (as recorded in the company's shareholders' register from 1 October 2017 to 31 December 2024). Since 1 October 2017, which is the date of acquisition of Electronics Limited, there is no history of the other shareholders collaborating to exercise their votes collectively or to outvote the Group.

IFRS
10.B41,B42
IFRS 12.7(a)
IFRS 12.8
IFRS 12.9

Taxes

Deferred tax assets are recognised for unused tax losses to the extent that it is probable that taxable profit will be available against which the losses can be utilised. Significant management judgement is required to determine the amount of deferred tax assets that can be recognised, based upon the likely timing and the level of future taxable profits, together with future tax planning strategies.

The Group has €427,000 (2023: €1,198,000) of tax losses carried forward. These losses relate to subsidiaries that have a history of losses, do not expire, and may not be used to offset taxable income elsewhere in the Group. The subsidiaries have neither any taxable temporary difference nor any tax planning opportunities available that could partly support the recognition of these losses as deferred tax assets. On this basis, the Group has determined that it cannot recognise deferred tax assets on the tax losses carried forward.

IAS 12.81(e)

If the Group had been able to recognise all unrecognised deferred tax assets, profit and equity would have increased by €128,000. Further details on taxes are disclosed in [Note 15](#).

Commentary on IFRS accounting standards

IAS 1.122 requires an entity to disclose the judgements that management has made in the process of applying the entity's accounting policies that have the most significant effect on the amounts recognised in the financial statements. For some items, it will be necessary to provide disclosures both in the context of estimation uncertainty and significant judgements. Entities need to determine the most appropriate disclosure for such items. For example, Good Group has determined that disclosures about deferred tax assets primarily relate to judgements, even though also estimation uncertainty is involved.

Notes to the consolidated financial statement (continued)

3. Significant accounting judgements, estimates and assumptions (continued)

Judgements (continued)

IFRS 12 adds to the general requirements of IAS 1 by specifically requiring an entity to disclose all significant judgements and estimates made in determining the nature of its interest in another entity or arrangement, and in determining the type of joint arrangement in which it has an interest. IFRS 12.7 requires that an entity disclose information about significant judgements and assumptions it has made (and changes to those judgements and assumptions) in determining:

- ▶ That it has control of another entity
- ▶ That it has joint control of an arrangement or significant influence over another entity
- ▶ The type of joint arrangement (i.e., joint operation or joint venture) when the arrangement has been structured through a separate vehicle

An entity must disclose, for example, significant judgements and assumptions made in determining that

- ▶ It does not control another entity even though it holds more than half of the voting rights of the other entity
- ▶ It controls another entity even though it holds less than half of the voting rights of the other entity
- ▶ It is an agent or principal as defined by IFRS 10
- ▶ It does not have significant influence even though it holds 20 per cent or more of the voting rights of another entity
- ▶ It has significant influence even though it holds less than 20 per cent of the voting rights of another entity

The Group assessed that it controls Electronics Limited, despite having less than a majority of the voting rights, based on the guidance under IFRS 10.B42.

The Group does not have any interest in unconsolidated structured entities. Interests in such entities require the disclosures under IFRS 12.24-31.

Commentary on climate-related matters

Entities should consider the impact of climate-related matters if those matters create uncertainties that affect assumptions used to develop estimates. IAS 1 requires disclosure of information about the assumptions an entity makes about the future and other sources of estimation uncertainty that have a significant risk of resulting in a material adjustment within the next financial year. This information is intended to allow users to understand the judgements entities make about the future.

Entities also need to consider expectations of their local regulators, as the expected level of disclosures may vary between different jurisdictions. For example, some regulators might expect disclosures of the impact of climate-related matters that go beyond the typical disclosures required by IAS 1.123 and IAS 1.125, based on a broad understanding of the requirements in IAS 1.112(c).

The impact of climate-related matters has been illustrated throughout this publication, but is not on its own determined to be a significant judgement or a major source of estimation uncertainty for the Group. Entities, however, need to make this judgement in light of their specific circumstances, please see our publication, [Applying IFRS: Accounting for Climate Change](#).

Estimates and assumptions

IAS 1.125

The key assumptions concerning the future and other key sources of estimation uncertainty at the reporting date, that have a significant risk of causing a material adjustment to the carrying amounts of assets and liabilities within the next financial year, are described below. The Group based its assumptions and estimates on parameters available when the consolidated financial statements were prepared. Existing circumstances and assumptions about future developments, however, may change due to market changes or circumstances arising that are beyond the control of the Group. Such changes are reflected in the assumptions when they occur.

Revaluation of property, plant and equipment and investment properties

The Group carries its investment properties at fair value, with changes in fair value being recognised in the statement of profit or loss. For investment properties, a valuation methodology based on a discounted cash flow (DCF) model was used, as there is a lack of comparable market data because of the nature of the properties. In addition, the Group measures the office properties in Euroland at revalued amounts, with changes in fair value being recognised in OCI. The office properties were valued by reference to transactions involving properties of a similar nature, location and condition. The Group engaged an independent valuation specialist to assess fair values as at 31 December 2024 for the investment properties and at 1 January and 31 December 2024 for the office properties in Euroland.

The key assumptions used to determine the fair value of the properties and sensitivity analyses are provided in [Notes 17](#) and [18](#).

Notes to the consolidated financial statement (continued)

3. Significant accounting judgements, estimates and assumptions (continued)

Estimates and assumptions (continued)

Impairment of non-financial assets

Impairment exists when the carrying value of an asset or cash generating unit exceeds its recoverable amount, which is the higher of its fair value less costs of disposal and its value in use. The fair value less costs of disposal calculation is based on available data from binding sales transactions, conducted at arm's length, for similar assets or observable market prices less incremental costs of disposing of the asset. The value in use calculation is based on a DCF model. The cash flows are derived from the budget for the next five years and do not include restructuring activities that the Group is not yet committed to or significant future investments that will enhance the performance of the assets of the CGU being tested. The recoverable amount is sensitive to the discount rate used for the DCF model as well as the expected future cash-inflows and the growth rate used for extrapolation purposes. These estimates are most relevant to goodwill and other intangibles with indefinite useful lives recognised by the Group. The key assumptions used to determine the recoverable amount for the different CGUs, including a sensitivity analysis, are disclosed and further explained in [Note 20](#).

IAS 36.6

IAS 36.33(b)

Commentary on macroeconomic and geopolitical uncertainty

As the current environment remains uncertain, it is important that entities continue to provide detailed disclosure of the assumptions made, including any updates since prior period, the evidence they are based on and the impact of a change in the key assumptions (sensitivity analysis).

Given the inherent level of uncertainty and the sensitivity of judgements and estimates, disclosures of the key assumptions used, and judgements made in estimating recoverable amounts is important.

It is possible that macroeconomic and geopolitical uncertainty is a triggering event for some entities that requires them to perform an impairment test in accordance with IAS 36. Entities will need to assess the key assumptions used to determine the recoverable amount for the different CGUs. Key inputs to both the value in use and the fair value less cost of disposal models used to undertake the impairment assessment should be reassessed to factor in any impact.

The non-financial assets that may be subject to such impairment triggers include: property, plant and equipment; intangible assets (including those with indefinite lives); goodwill; and inventories.

Provision for expected credit losses of trade receivables and contract assets

IFRS 7.35G

IFRS 7.35F(c)

The Group uses a provision matrix to calculate ECLs for trade receivables and contract assets. The provision rates are based on days past due for groupings of various customer segments that have similar loss patterns (i.e., by geography, product type, customer type and rating, and coverage by letters of credit and other forms of credit insurance).

The provision matrix is initially based on the Group's historical observed default rates. The Group will calibrate the matrix to adjust the historical credit loss experience with forward-looking information. For instance, if forecast economic conditions (i.e., gross domestic product) are expected to deteriorate over the next year which can lead to an increased number of defaults in the manufacturing sector, the historical default rates are adjusted. At every reporting date, the historical observed default rates are updated and changes in the forward-looking estimates are analysed.

The assessment of the correlation between historical observed default rates, forecast economic conditions and ECLs is a significant estimate. The amount of ECLs is sensitive to changes in circumstances and of forecast economic conditions. The Group's historical credit loss experience and forecast of economic conditions may also not be representative of customer's actual default in the future. The information about the ECLs on the Group's trade receivables and contract assets is disclosed in [Note 21](#).

Commentary on IFRS accounting standards

Under IFRS 7.35G(b), an entity must disclose how forward-looking information has been incorporated into the determination of ECL, including the use of macroeconomic information. The Group did not provide detailed information on how the forecast economic conditions have been incorporated in the determination of ECL because the impact is not significant. Entities are expected to provide more detailed information if the forward-looking information has a significant impact in the calculation of ECL.

Notes to the consolidated financial statement (continued)

3. Significant accounting judgements, estimates and assumptions (continued)

Estimates and assumptions (continued)

Share-based payments

Estimating fair value for share-based payment transactions requires determination of the most appropriate valuation model, which depends on the terms and conditions of the grant. This estimate also requires determination of the most appropriate inputs to the valuation model including the expected life of the share option or appreciation right, volatility and dividend yield and making assumptions about them. The Group initially measures the cost of cash-settled transactions with employees using a binomial model to determine the fair value of the liability incurred. For cash-settled share-based payment transactions, the liability needs to be remeasured at the end of each reporting period up to the date of settlement, with any changes in fair value recognised in profit or loss. This requires a reassessment of the estimates used at the end of each reporting period. For the measurement of the fair value of equity-settled transactions with employees at the grant date, the Group uses a binomial model for Senior Executive Plan (SEP) and a Monte-Carlo simulation model for General Employee Share Option Plan (GESP). The assumptions and models used for estimating fair value for share-based payment transactions are disclosed in [Note 33](#).

Defined benefit plans (pension benefits)

The cost of the defined benefit pension plan and other post-employment medical benefits and the present value of the pension obligation are determined using actuarial valuations. An actuarial valuation involves making various assumptions that may differ from actual developments in the future. These include the determination of the discount rate, future salary increases, mortality rates and future pension increases. Due to the complexities involved in the valuation and its long-term nature, a defined benefit obligation is highly sensitive to changes in these assumptions. All assumptions are reviewed at each reporting date.

The calculation is most sensitive to changes in the discount rate. In determining the appropriate discount rate, management considers the interest rates of corporate bonds in currencies consistent with the currencies of the post-employment benefit obligation with at least an 'AA' rating or above, as set by an internationally acknowledged rating agency, and extrapolated as needed along the yield curve to correspond with the expected term of the defined benefit obligation. The underlying bonds are further reviewed for quality. Those having excessive credit spreads are excluded from the analysis of bonds on which the discount rate is based, on the basis that they do not represent high quality corporate bonds.

The mortality rate is based on publicly available mortality tables for the specific countries. Those mortality tables tend to change only at intervals in response to demographic changes. Future salary increases and pension increases are based on expected future inflation rates for the respective countries.

Further details about pension obligations are provided in [Note 32](#).

Fair value measurement of financial instruments

When the fair values of financial assets and financial liabilities recorded in the statement of financial position cannot be measured based on quoted prices in active markets, their fair value is measured using valuation techniques including the discounted cash flow (DCF) model. The inputs to these models are taken from observable markets where possible, but where this is not feasible, a degree of judgement is required in establishing fair values. Judgements include considerations of inputs such as liquidity risk, credit risk and volatility. Changes in assumptions relating to these factors could affect the reported fair value of financial instruments. See [Note 21.4](#) for further disclosures.

Contingent consideration, resulting from business combinations, is valued at fair value at the acquisition date as part of the business combination. When the contingent consideration meets the definition of a financial liability, it is subsequently remeasured to fair value at each reporting date. The determination of the fair value is based on discounted cash flows. The key assumptions take into consideration the probability of meeting each performance target and the discount factor (see [Notes 8](#) and [21.4](#) for details).

As part of the accounting for the acquisition of Extinguishers Limited, contingent consideration with an estimated fair value of €714,000 was recognised at the acquisition date and remeasured to €1,071,500 as at the reporting date. Future developments may require further revisions to the estimate. The maximum consideration to be paid is €1,125,000. The contingent consideration is classified as other financial liability (see [Note 21.2](#)).

Notes to the consolidated financial statement (continued)

3. Significant accounting judgements, estimates and assumptions (continued)

Estimates and assumptions (continued)

Development costs

The Group capitalises costs for product development projects. Initial capitalisation of costs is based on management's judgement that technological and economic feasibility is confirmed, usually when a product development project has reached a defined milestone according to an established project management model. In determining the amounts to be capitalised, management makes assumptions regarding the expected future cash generation of the project, discount rates to be applied and the expected period of benefits. At 31 December 2024, the carrying amount of capitalised development costs was €2,178,000 (2023: €1,686,000).

This amount includes significant investment in the development of an innovative fire prevention system. Prior to being marketed, it will need to obtain a safety certificate issued by the relevant regulatory authorities. The innovative nature of the product gives rise to some uncertainty as to whether the certificate will be obtained.

Useful lives and residual values of property, plant and equipment

The Group reviews the estimated residual values and expected useful lives of property, plant and equipment at least annually. In particular, it considers the impact of health, safety and environmental legislation in its assessment of expected useful lives and estimated residual values. Furthermore, the Group considers climate-related matters, including physical and transition risks. Specifically, it determines whether climate-related legislation and regulations might impact either the useful life or residual values, e.g., by banning or restricting the use of the Group's fossil fuel-driven machinery and equipment or imposing additional energy efficiency requirements on its buildings and office properties.

Provision for decommissioning

As part of the identification and measurement of assets and liabilities for the acquisition of Extinguishers Limited in 2024, the Group has recognised a provision for decommissioning obligations associated with a factory owned by Extinguishers Limited. In determining the fair value of the provision, assumptions and estimates are made in relation to discount rates, the expected cost to dismantle and remove the plant from the site in order to remediate the environmental damage caused and the expected timing of those costs. In estimating the expected cost, the Group takes into account changes in environmental legislation and regulation that may impact the process for dismantling and removing the plant. The carrying amount of the provision as at 31 December 2024 was €1,221,000 (2023: €Nil). The Group estimates that the costs would be realised in 15 years' time and calculates the provision using the DCF method based on the following assumptions:

- ▶ Estimated range of cost per sqm - €10 - €25
- ▶ Discount rate - 14%

If the estimated pre-tax discount rate used in the calculation had been 1% higher than management's estimate, the carrying amount of the provision would have been €94,000 lower.

Revenue recognition - Estimating variable consideration for returns and volume rebates

IFRS 15.126

The Group estimates variable considerations to be included in the transaction price for the sale of electronic equipment with rights of return and volume rebates.

The Group has developed a statistical model for forecasting sales returns. The model uses the historical return data of each product to estimate expected return percentages. These percentages are applied to determine the expected value of the variable consideration. Any significant changes in experience as compared to historical return pattern will impact the expected return percentages estimated by the Group.

The Group's expected volume rebates are analysed on a per customer basis for contracts that are subject to a single volume threshold. Determining whether a customer is likely to be entitled to rebate will depend on the customer's historical rebates entitlement and accumulated purchases to date.

The Group applied the statistical model for estimating expected volume rebates for contracts with more than one volume threshold. The model uses the historical purchasing patterns and rebates entitlement of customers to determine the expected rebate percentages and the expected value of the variable consideration. Any significant changes in experience as compared to historical purchasing patterns and rebate entitlements of customers will impact the expected rebate percentages estimated by the Group.

Notes to the consolidated financial statement (continued)

3. Significant accounting judgements, estimates and assumptions (continued)

Estimates and assumptions (continued)

The Group updates its assessment of expected returns and volume rebates quarterly and the refund liabilities are adjusted accordingly. Estimates of expected returns and volume rebates are sensitive to changes in circumstances and the Group's past experience regarding returns and rebate entitlements may not be representative of customers' actual returns and rebate entitlements in the future. As at 31 December 2024, the amount recognised as refund liabilities for the expected returns and volume rebates was €6,242,000 (2023: €5,844,000).

Revenue recognition - Estimating stand-alone selling price - QualityPoints loyalty programme

IFRS 15.126

The Group estimates the stand-alone selling price of the loyalty points awarded under the *QualityPoints* programme. The stand-alone selling price of the loyalty points issued is calculated by multiplying the estimated redemption rate and the monetary value assigned to the loyalty points. In estimating the redemption rate, the Group considers breakage which represents the portion of the points issued that will never be redeemed. The Group applies statistical projection methods in its estimation using customers' historical redemption patterns as the main input. The redemption rate is updated quarterly and the liability for the unredeemed points is adjusted accordingly. In estimating the value of the points issued, the Group considers the mix of products that will be available in the future in exchange for loyalty points and customers' preferences. The Group ensures that the value assigned to the loyalty points is commensurate to the stand-alone selling price of the products eligible for redemption (i.e., the value of each point is equivalent to the stand-alone selling price of any products eligible for redemption divided by number of points required).

As points issued under the programme do not expire, estimates of the stand-alone selling price are subject to significant uncertainty. Any significant changes in customers' redemption patterns will impact the estimated redemption rate. As at 31 December 2024, the estimated liability for unredeemed points was €900,000 (2023: €678,000). If the estimated redemption rate used had been higher by 1% than management's estimate, the carrying amount of the estimated liability for unredeemed points as at 31 December 2024 would have been higher by €7,000 (2023: €5,000).

Leases - Estimating the incremental borrowing rate

IFRS 16.26

The Group cannot readily determine the interest rate implicit in the lease, therefore, it uses its incremental borrowing rate (IBR) to measure lease liabilities. The IBR is the rate of interest that the Group would have to pay to borrow over a similar term, and with a similar security, the funds necessary to obtain an asset of a similar value to the right-of-use asset in a similar economic environment. The IBR therefore reflects what the Group 'would have to pay', which requires estimation when no observable rates are available (such as for subsidiaries that do not enter into financing transactions) or when they need to be adjusted to reflect the terms and conditions of the lease (for example, when leases are not in the subsidiary's functional currency). The Group estimates the IBR using observable inputs (such as market interest rates) when available and is required to make certain entity-specific estimates (such as the subsidiary's stand-alone credit rating).

Commentary on IFRS accounting standards

IAS 1 requires an entity to disclose significant judgements applied in preparing the financial statements (IAS 1.122) and significant estimates that involve a high degree of estimation uncertainty (IAS 1.125). The disclosure requirements go beyond the requirements that exist in some other IFRS, such as IAS 37.

These disclosures represent an important source of information in the financial statements because they highlight the areas in the financial statements that are most prone to change in the foreseeable future. Therefore, any information given should be sufficiently detailed to help readers of the financial statements understand the impact of possible significant changes.

The Group has, for illustrative purposes, included disclosures about significant judgements and estimates beyond what is normally required, and potentially also beyond what is decision useful. Under IAS 1, it is only those judgements that have the most significant effect on the amounts recognised in the financial statements and those estimates that have a significant risk of resulting in material adjustments in respect of assets and liabilities within the next financial year that should be addressed in this section.

It is important that entities carefully assess which judgements and estimates are most significant as required by IAS 1 and make the disclosures accordingly, to allow the users of the financial statements to appreciate the impact of the judgements and estimation uncertainties. Disclosures of judgements and estimation uncertainties that do not have a significant risk of resulting in material adjustments may clutter the financial statements in a way that reduces the users' ability to identify the key judgements and estimation uncertainties.

Notes to the consolidated financial statement (continued)

3. Significant accounting judgements, estimates and assumptions (continued)

Commentary on macroeconomic and geopolitical uncertainty

Given the level of uncertainty and the sensitivity of judgements and estimates, clear disclosure of the key assumptions used, and judgements made is particularly important in financial statements prepared during the current period of macroeconomic and geopolitical uncertainty. Although assumptions may already have been updated in the previous year, entities should again carefully reconsider their existing judgements and estimates as they may find additional areas in which they will need to make judgements and estimates.

4. Revenue from contracts with customers

4.1 Disaggregated revenue information

Set out below is the disaggregation of the Group's revenue from contracts with customers:

IFRS 15.114-115

Segments	For the year ended 31 December 2024		
	Fire prevention equipment	Electronics	Total
	€000	€000	€000
Type of goods or service			
Sale of fire prevention equipment	85,438	–	85,438
Sale of electronic equipment	–	69,263	69,263
Installation services	17,131	–	17,131
Others*	7,226	–	7,226
Total revenue from contracts with customers	109,795	69,263	179,058
Geographical markets			
Euroland	76,413	50,421	126,834
United States	33,382	18,842	52,224
Total revenue from contracts with customers	109,795	69,263	179,058
Timing of revenue recognition			
Goods and services transferred at a point in time	90,141	69,263	159,404
Services transferred over time	19,654	–	19,654
Total revenue from contracts with customers	109,795	69,263	179,058

* Includes revenue from procurement services and service-type warranties.

Segments	For the year ended 31 December 2023		
	Fire prevention equipment	Electronics	Total
	€000	€000	€000
Type of goods or service			
Sale of fire prevention equipment	69,107	–	69,107
Sale of electronic equipment	–	66,621	66,621
Installation services	16,537	–	16,537
Others*	6,823	–	6,823
Total revenue from contracts with customers	92,467	66,621	159,088
Geographical markets			
Euroland	62,239	48,968	111,207
United States	30,228	17,653	47,881
Total revenue from contracts with customers	92,467	66,621	159,088
Timing of revenue recognition			
Goods and services transferred at a point in time	73,696	66,621	140,317
Services transferred over time	18,771	–	18,771
Total revenue from contracts with customers	92,467	66,621	159,088

* Includes revenue from procurement services and service-type warranties.

Notes to the consolidated financial statement (continued)

4. Revenue from contracts with customers (continued)

4.1 Disaggregated revenue information (continued)

Set out below, is the reconciliation of the revenue from contracts with customers with the amounts disclosed in the segment information ([Note 5](#)):

IFRS 15.114-115

	For the years ended 31 December			
	2024		2023	
	Fire prevention equipment	Electronics	Fire prevention equipment	Electronics
	€000	€000	€000	€000
Revenue				
External customer	139,842	69,263	121,905	66,621
Inter-segment	–	7,465	–	7,319
	139,842	76,728	121,905	73,940
Inter-segment adjustments and eliminations	(30,047)	(7,465)	(29,438)	(7,319)
Total revenue from contracts with customers	109,795	69,263	92,467	66,621

Commentary on IFRS accounting standards

The Group presented disaggregated revenue based on the type of goods or services provided to customers, the geographical region, and the timing of transfer of goods and services. Entities will need to make this determination based on entity-specific and/or industry-specific factors that would be most meaningful to their business such as internal reporting and external reporting to shareholders.

The Group presented a reconciliation of the disaggregated revenue with the revenue information disclosed for each reportable segment. Entities may find it appropriate to provide disaggregated revenue information within the segment reporting disclosures.

4.2 Contract balances

	31 December		1 January
	2024	2023	2023
	€000	€000	€000
Trade receivables (Note 23)	25,672	22,290	25,537
Contract assets	4,541	5,180	3,450
Contract liabilities (Note 29)	5,842	3,374	2,528

IFRS 15.116(a)

The acquisition of a subsidiary resulted in increase in trade receivables of €1,716,000 in 2024 (2023: €853,000) ([Note 8](#)). In 2024, €179,000 (2023: €71,000) was recognised as provision for expected credit losses on trade receivables.

IFRS 15.117
IFRS 15.118

Contract assets relate to revenue earned from ongoing installation services. As such, the balances of this account vary and depend on the number of ongoing installation services at the end of the year. In 2024, €6,000 (2023: €5,000) was recognised as provision for expected credit losses on contract assets.

IFRS 15.117
IFRS 15.118

Contract liabilities include long-term advances received to deliver special fire prevention equipment and short-term advances received to render installation services as well as transaction price allocated to unexpired service warranties, and loyalty points not yet redeemed. The outstanding balances of these accounts increased in 2024 and 2023 due to the continuous increase in the Group's customer base ([Note 29](#)).

IFRS 15.117
IFRS 15.118

The significant increase in contract liabilities in 2023 was mainly due to the €2,200,000 long-term advances received from customers during the year. In 2024, €109,000 (2023: €62,000) was recognised as interest on long-term advances increasing the contract liabilities' balance ([Note 13.3](#)). The acquisition of a subsidiary also resulted in an increase in contract liabilities of €428,000 in 2024 (2023: €Nil) ([Note 8](#)).

Notes to the consolidated financial statement (continued)

4. Revenue from contracts with customers (continued)

4.2 Contract balances (continued)

Set out below is the amount of revenue recognised from:

	2024	2023	
	€000	€000	
Amounts included in contract liabilities at the beginning of the year	2,486	1,836	IFRS 15.116(b)
Performance obligations satisfied in previous years	516	252	IFRS 15.116(c)

Commentary on IFRS accounting standards

IFRS 15.116 requires the disclosure of the opening balances of receivables, contract assets and contract liabilities from contracts with customers, if not otherwise separately presented or disclosed. The Group has presented the balances as at 1 January 2023 to comply with this requirement.

The Group disclosed its receivables arising from contracts with customers separately from other receivables. It will be necessary for entities that have material receivables from non-IFRS 15 contracts to separate these balances for disclosure purposes. For example, an entity may have accounts receivable relating to leasing contracts that would need to be disclosed separately from accounts receivable related to contracts with customers.

IFRS 15.116 also requires disclosure of 'revenue recognised in the reporting period that was included in the contract liability balance at the beginning of the period' and 'revenue recognised in the reporting period from performance obligations satisfied (or partially satisfied) in previous periods'. Entities can also present this in a tabular or narrative format.

The Group provided qualitative and quantitative disclosures of its contract balances and changes on those balances during the period. Entities are permitted to disclose information about contract balances, and changes therein, as they deem to be most appropriate, which would include a combination of tabular and narrative information.

4.3 Right of return assets and refund liabilities

	2024	2023	
	€000	€000	
Right of return assets	1,124	929	IFRS 15.B21(c)
Refund liabilities			IFRS 15.B21(b)
Arising from retrospective volume rebates	4,658	4,504	
Arising from rights of return	1,584	1,340	
	<u>6,242</u>	<u>5,844</u>	

4.4 Performance obligations

Information about the Group's performance obligations are summarised below:

IFRS 15.119

Fire prevention equipment

The performance obligation is satisfied upon delivery of the equipment and payment is generally due within 30 to 90 days from delivery.

The performance obligation to deliver fire prevention equipment with a manufacturing lead time of two years has two alternative payment options. The customer can pay the transaction price equal to the cash selling price upon delivery of the equipment or pay a lower transaction price upon signing the contract. There is a significant financing component for those contracts where the customer elected to pay in advance.

In some contracts, a one-year warranty beyond fixing the defects that existed at the time of sale is provided to customers. The warranty is accounted for as a separate performance obligation and a portion of the transaction price is allocated. The performance obligation for the warranty service is satisfied over the coverage period based on time elapsed.

Electronic equipment

The performance obligation is satisfied upon delivery of the equipment and payment is generally due within 30 to 90 days from delivery. Some contracts provide customers with a right of return and volume rebates which give rise to variable consideration subject to constraint.

Customers are entitled to loyalty points which results in allocation of a portion of the transaction price to the loyalty points. Revenue is recognised when the points are redeemed.

In addition, the Group updates its estimates of the points that will be redeemed on a quarterly basis and any adjustments to the contract liability balance are charged against revenue.

Notes to the consolidated financial statement (continued)

4. Revenue from contracts with customers (continued)

4.4 Performance obligations (continued)

Installation services

The performance obligation is satisfied over-time and payment is generally due upon completion of installation and acceptance of the customer. In some contracts, short-term advances are required before the installation service is provided.

Procurement services

There are contracts with customers to acquire, on their behalf, special fire prevention equipment produced by foreign suppliers. The Group is acting as agent in these arrangements. The performance obligation is satisfied, and payment is due upon receipt of the equipment by the customer.

Commentary on IFRS accounting standards

IFRS 15 requires an entity to provide more descriptive information about its performance obligations. IFRS 15.119 requires an entity to include a description of all of the following:

- ▶ When the entity typically satisfies its performance obligations (for example, upon shipment, upon delivery, as services are rendered or upon completion of service), including when performance obligations are satisfied in a bill-and-hold arrangement
- ▶ The significant payment terms (for example, when payment is typically due, whether the contract has a significant financing component, whether the amount of consideration is variable and whether the estimate of variable consideration is typically constrained in accordance with IFRS 15.56-58)
- ▶ The nature of the goods or services that the entity has promised to transfer, highlighting any performance obligations to arrange for another party to transfer goods or services (i.e., if the entity is acting as an agent)
- ▶ Obligations for returns, refunds and other similar obligations
- ▶ Types of warranties and related obligations

The Group provided this required information in this section of the notes. This is one way that entities can comply with the disclosure requirement of IFRS 15.119. Entities may also decide to disclose this required information as part of its disclosure of accounting policies. For illustrative purposes, most of the information included in this section of the notes was also included in the disclosure of accounting policies.

The transaction price allocated to the remaining performance obligations (unsatisfied or partially unsatisfied) as at 31 December are, as follows:

IFRS 15.120

	2024	2023
	€000	€000
Within one year	12,915	8,793
More than one year	7,216	2,152
	20,131	10,945

IFRS 15.120(b)(i)

The remaining performance obligations expected to be recognised in more than one year relate to the delivery of special fire prevention equipment that is to be satisfied within two years and the customer loyalty programme. The customer loyalty points have no expiration and redemptions can go beyond two years ([Note 29](#)). All the other remaining performance obligations are expected to be recognised within one year.

IFRS 15.120(b)(ii)

Commentary on IFRS accounting standards

As a practical expedient provided in IFRS 15.121, an entity can decide not to disclose the amount of the remaining performance obligations for contracts with original expected duration of less than one year or those that meet the requirements of the right to invoice practical expedient in IFRS 15.B16. If an entity uses this practical expedient, it is required to disclose that fact.

The Group used a quantitative approach to disclose information about remaining performance obligations and did not use this practical expedient.

Notes to the consolidated financial statement (continued)

5. Segment information

For management purposes, the Group is organised into business units based on its products and services and has three reportable segments, as follows:

IAS 1.138(b)
IFRS 8.22(a)
IFRS 8.22(b)

- ▶ The fire prevention equipment segment, which produces and installs extinguishers, fire prevention equipment and fire retardant fabrics.
 - ▶ The electronics segment, which is a supplier of electronic equipment for defence, aviation, electrical safety markets and consumer electronic equipment for home use. It offers products and services in the areas of electronics, safety, thermal and electrical architecture.
 - ▶ The investment properties segment, which leases offices and manufacturing sites owned by the Group.
- No operating segments have been aggregated to form the above reportable operating segments.

Commentary on IFRS accounting standards

IFRS 8.22(a) requires entities to disclose factors used to identify the entity's reportable segments, including the basis of organisation, as well as factors considered in determining aggregation of operating segments. Operating segments often exhibit similar long-term financial performance if they have similar economic characteristics. For example, similar long-term average gross margins for two operating segments would be expected if their economic characteristics were similar. Two or more operating segments may be aggregated into a single operating segment if the segments have similar economic characteristics, and the segments are similar in each of the following respects:

- (a) The nature of the products and services
- (b) The nature of the production processes
- (c) The type or class of customer for their products and services
- (d) The methods used to distribute their products or provide their services
- (e) If applicable, the nature of the regulatory environment, for example, banking, insurance or public utilities

This analysis requires significant judgement as to the circumstances of the entity. The Group does not have any operating segments that are aggregated, but, if it had, disclosures about the basis for aggregation must be made.

The Executive Management Committee is the Chief Operating Decision Maker (CODM) and monitors the operating results of its business units separately for the purpose of making decisions about resource allocation and performance assessment. Segment performance is evaluated based on profit or loss and is measured consistently with profit or loss in the consolidated financial statements. However, the performance of Showers Limited, the Group's joint venture is evaluated using proportionate consolidation. Also, the Group's financing (including finance costs, finance income and other income) and income taxes are managed on a Group basis and are not allocated to operating segments.

IFRS 8.27(b)

Transfer prices between operating segments are on an arm's-length basis in a manner similar to transactions with third parties.

IFRS 8.27(a)

Year ended	Fire prevention equipment	Electronics	Investment properties	Total segments	Adjustments and eliminations	Consolidated	
31 December 2024	€000	€000	€000	€000	€000	€000	
Revenue							
External customers	139,842	69,263	1,404	210,509	(30,047)	180,462	IFRS 8.23(a)
Inter-segment	–	7,465	–	7,465	(7,465)	–	IFRS 8.23(b)
Total revenue	139,842	76,728	1,404	217,974	(37,512)	180,462	
Income/(expenses)							
Cost of inventories recognised as an expense	(99,533)	(65,193)	–	(164,726)	33,619	(131,107)	IFRS 8.23(f)
Employee benefits expenses	(27,149)	(5,323)	(777)	(33,249)	(500)	(33,749)	IFRS 8.23(f)
Depreciation and amortisation	(3,852)	(489)	–	(4,341)	–	(4,341)	IFRS 8.23(e)
Goodwill impairment (Note 20)	–	(200)	–	(200)	–	(200)	IFRS 8.23(i)
Share of profit of an associate and a joint venture (Notes 10, 11)	83	–	–	83	588	671	IFRS 8.23(g)
Segment profit	9,667	2,968	321	12,956	(1,868)	11,088	IFRS 8.23
Total assets	78,454	44,814	8,893	132,161	15,252	147,413	IFRS 8.23
Total liabilities	33,191	7,252	1,704	42,147	44,583	86,730	IFRS 8.23

Notes to the consolidated financial statement (continued)

5. Segment information (continued)

Year ended 31 December 2024	Fire prevention equipment	Electronics	Investment properties	Total segments	Adjustments and eliminations	Consolidated	
	€000	€000	€000	€000	€000	€000	
Other disclosures							
Investment in an associate and a joint venture (Notes 10, 11)	3,187	–	–	3,187	–	3,187	IFRS 8.24(a)
Capital expenditure	7,325	2,842	1,216	11,383	–	11,383	IFRS 8.24(b)

Inter-segment revenues are eliminated upon consolidation and reflected in the 'adjustments and eliminations' column. All other adjustments and eliminations are part of detailed reconciliations presented further below:

Year ended 31 December 2023	Fire prevention equipment	Electronics	Investment properties	Total segments	Adjustments and eliminations	Consolidated	
	€000	€000	€000	€000	€000	€000	
	Restated			Restated		Restated	
Revenue							
External customers	121,905	66,621	1,377	189,903	(29,438)	160,465	IFRS 8.23(a)
Inter-segment	–	7,319	–	7,319	(7,319)	–	IFRS 8.23(b)
Total revenue	121,905	73,940	1,377	197,222	(36,757)	160,465	
Income/(expenses)							
Cost of inventories recognised as an expense	(95,642)	(58,616)	–	(154,258)	32,960	(121,298)	
Employee benefits expenses	(19,199)	(8,400)	(702)	(28,301)	(850)	(29,151)	
Depreciation and amortisation	(2,860)	(610)	–	(3,470)	(324)	(3,794)	IFRS 8.23(e)
Impairment of property, plant and equipment (Note 17)	(301)	–	–	(301)	–	(301)	IFRS 8.23(i) IAS 36.129
Share of profit of an associate and a joint venture (Notes 10, 11)	81	–	–	81	557	638	IFRS 8.23(g)
Segment profit	4,387	5,396	314	10,097	(1,217)	8,880	IFRS 8.23
Total assets	61,747	40,409	7,983	110,139	526	110,665	IFRS 8.23
Total liabilities	30,167	4,066	1,688	35,921	28,902	64,823	IFRS 8.23
Other disclosures							
Investment in an associate and a joint venture (Notes 10, 11)	2,516	–	–	2,516	–	2,516	IFRS 8.24(a)
Capital expenditure	4,068	3,513	1,192	8,773	–	8,773	IFRS 8.24(b)

Commentary on IFRS accounting standards

Additional disclosure may be required if the chief operating decision maker (CODM), which is the Executive Management Committee of the Group in the case of Quality Holdings (Australia) Limited, regularly reviews certain other items recorded in the statement of profit or loss, i.e., depreciation and amortisation, impairments and the share of profit in associates.

Adjustments and eliminations

Finance costs, finance income, other income, and fair value gains and losses on financial assets are not allocated to individual segments as the underlying instruments are managed on a group basis.

Current taxes, deferred taxes and certain financial assets and liabilities are not allocated to those segments as they are also managed on a group basis. IFRS 8.28

Capital expenditure consists of additions of property, plant and equipment, intangible assets and investment properties including assets from the acquisition of subsidiaries. Inter-segment revenues are eliminated on consolidation.

Notes to the consolidated financial statement (continued)

5. Segment information (continued)

Adjustments and eliminations (continued)

Reconciliation of profit	2024	2023	IFRS 8.28(b)
	€000	€000	
		Restated	
Segment profit	12,956	10,097	
Finance income (Note 13.4)	202	145	
Gain on derivative instruments at fair value through profit or loss (Note 13.1)	850	–	
Loss on derivative instruments at fair value through profit or loss (Note 13.2)	(1,502)	–	
Finance costs (Note 13.3)	(1,366)	(1,268)	
Other income (Note 13.5)	98	66	
Inter-segment sales (elimination)	(150)	(160)	
Profit before tax and discontinued operations	11,088	8,880	
Reconciliation of assets	2024	2023	IFRS 8.28(c)
	€000	€000	
Segment operating assets	132,119	110,139	
Deferred tax assets (Note 15)	389	365	
Loan to an associate (Note 21.1)	200	–	
Loan to a director (Note 21.1)	13	8	
Derivatives	1,102	153	
Assets held for sale (Note 14)	13,554	–	
Total assets	147,413	110,665	
Reconciliation of liabilities	2024	2023	IFRS 8.28(d)
	€000	€000	
		Restated	
Segment operating liabilities	42,027	35,921	
Deferred tax liabilities (Note 15)	2,454	607	
Current tax payable	3,511	3,563	
Interest-bearing loans and borrowings	22,806	24,478	
Derivatives	2,687	254	
Liabilities held for sale (Note 14)	13,125	–	
Total liabilities	86,610	64,823	
Geographic information	2024	2023	IFRS 8.33(a)
	€000	€000	
Revenue from external customers		Restated	
Euroland	128,238	112,584	
United States	52,224	47,881	
Total	180,462	160,465	
The revenue information above is based on the locations of the customers.			
Revenue from one customer amounted to €25,521,000 (2023: €21,263,000), arising from sales in the fire prevention equipment segment.			
	2024	2023	IFRS 8.34
	€000	€000	
Non-current operating assets			
Euroland	40,934	29,684	
United States	9,865	7,821	
Total	50,799	37,505	
Non-current assets for this purpose consist of property, plant and equipment, right-of-use assets, investment properties and intangible assets.			

Notes to the consolidated financial statement (continued)

5. Segment information (continued)

Commentary on IFRS accounting standards

Interest income and interest expense have not been disclosed by segment as these items are managed on a group basis and are not provided to the CODM at the operating segment level. Disclosure of operating segment assets and liabilities is only required when such measures are provided to the CODM. The Group provides information about operating assets and liabilities to the CODM. The other operations (e.g., treasury) do not constitute an individual operating segment and may be presented under a separate category 'all other segments' (IFRS 8.16). The results of these operations are reflected in 'Adjustments and eliminations'.

The Group's internal reporting is set up to report in accordance with IFRS accounting standards. The segment disclosures could be significantly more extensive if internal reports had been prepared on a basis other than IFRS accounting standards (e.g., national GAAP or tax basis). In this case, a reconciliation between the internally reported items and the externally communicated items needs to be presented.

The Group has classified an operating segment as a discontinued operation in 2024. IFRS 8 *Operating Segments* does not provide guidance as to whether segment disclosures apply to discontinued operations. Although the disposed segment is material, the Group has not disclosed the results within the segment disclosures under IFRS 8. IFRS 5.5B states that the requirements of other standards do not apply to discontinued operations, unless they specify disclosures applicable to them. Since IFRS 8 does not refer to discontinued operations, entities are not required to include them as a reportable segment. This would be the case even if the CODM continued to monitor the discontinued operation until disposal. Nevertheless, an entity would not be prohibited from disclosing such information, if desired.

The Group's CODM regularly reviews the segment information related to the joint venture based on its share of revenue, profits, assets and liabilities to make decisions about resources to be allocated to the segment and assess its performance. However, as required by IFRS 11 *Joint Arrangements*, the Group's interest in the joint venture is accounted for in the consolidated financial statements using the equity method. The eliminations arising on account of differences between proportionate consolidation and equity method are included under 'Adjustments and eliminations'.

6. Capital management

For the purpose of the Group's capital management, capital includes issued capital, convertible preference shares, share premium and all other equity reserves attributable to the equity holders of the parent. The primary objective of the Group's capital management is to maximise the shareholder value.

IAS 1.134
IAS 1.135

The Group manages its capital structure and makes adjustments in light of changes in economic conditions and the requirements of the financial covenants. To maintain or adjust the capital structure, the Group may adjust the dividend payment to shareholders, return capital to shareholders or issue new shares. The Group monitors capital using a gearing ratio, which is 'net debt' divided by total capital plus net debt. The Group's policy is to keep the gearing ratio between 20% and 40%. The Group includes within net debt, interest bearing loans and borrowings, trade and other payables, less cash and short-term deposits, excluding discontinued operations. The Group has established a supplier finance arrangement to manage its working capital. See [Note 21.5](#) and [Note 30](#) for further details.

	2024	2023
	€000	€000
		Restated
Interest-bearing loans and borrowings other than convertible preference shares (Note 21.2)	22,201	23,811
Trade and other payables (Note 30)	16,969	20,023
Less: cash and short-term deposits (Note 24)	(17,528)	(14,916)
Net debt	21,642	28,918
Convertible preference shares (Note 21.2)	2,778	2,644
Equity	58,357	45,102
Total capital	61,135	47,746
Capital and net debt	82,777	76,664
Gearing ratio	26%	38%

In order to achieve this overall objective, the Group's capital management, amongst other things, aims to ensure that it meets financial covenants attached to the interest-bearing loans and borrowings that define capital structure requirements. Breaches in meeting the financial covenants would permit the bank to immediately call loans and borrowings. There have been no breaches of the financial covenants of any interest-bearing loans and borrowing in the current period.

Notes to the consolidated financial statement (continued)

6. Capital management (continued)

In order to achieve this overall objective, the Group's capital management, amongst other things, aims to ensure that it meets financial covenants attached to the interest-bearing loans and borrowings that define capital structure requirements. Breaches in meeting the financial covenants would permit the bank to immediately call loans and borrowings. There have been no breaches of the financial covenants of any interest-bearing loans and borrowing in the current period.

No changes were made in the objectives, policies or processes for managing capital during the years ended 31 December 2024 and 2023.

Commentary on IFRS accounting standards

IAS 1.134-135 require entities to make qualitative and quantitative disclosures regarding their objectives, policies and processes for managing capital. The Group has disclosed its gearing ratio as this is the measure it uses to monitor capital. The Group considers both capital and net debt as relevant components of funding, hence, part of its capital management. However, other measures or a different type of gearing ratio may be more suitable for other entities.

IFRS 7.18-19 requires disclosures in the event of a default or breaches as at the end of a reporting period and during the year. Although there are no explicit requirements addressing the opposite situation, the Group has disclosed the restriction on capital represented by financial covenants as it considers it relevant information to the users of the financial statements. The Group did not provide additional information on its debt covenants because the likelihood of the breach occurring is remote.

7. Group information

Subsidiaries

The consolidated financial statements of the Group include:

IAS 24.13
IFRS 12.10(a)
IFRS 12.12(a)
IFRS 12.12(b)

Name	Principal activities	Country of incorporation	% equity interest	
			2024	2023
Extinguishers Limited	Fire prevention equipment	Euroland	80	–
Bright Sparks Limited	Fire prevention equipment	Euroland	95	95
Fire Equipment Test Lab Limited	Fire prevention equipment	Euroland	100*	–
Wireworks Inc.	Fire prevention equipment	United States	98	98
Sprinklers Inc.	Fire prevention equipment	United States	100	100
Lightbulbs Limited	Electronics	Euroland	87.4	80
Hose Limited	Rubber equipment	Euroland	100	100
Electronics Limited	Electronics	Euroland	48**	48

IFRS 12.9

IFRS 12.9

* Quality Holdings (Australia) Limited holds 20% of the equity in Fire Equipment Test Lab Limited but consolidates 100% of this entity. See [Note 3](#) for details on interest held in Fire Equipment Test Lab Limited.

** Quality Holdings (Australia) Limited consolidates this entity based on de facto control. See [Note 3](#) for more details.

The holding company

The immediate and ultimate holding company of Quality Holdings (Australia) Limited is S.J. Limited which owns 58.22% (2023: 57.55%) of its ordinary shares is based and listed in Euroland.

IAS 1.138(c)
IAS 24.13

Entity with significant influence over the Group

International Fires P.L.C. owns 31.48% of the ordinary shares in Quality Holdings (Australia) Limited (2023: 31.48%).

Associate

The Group has a 25% interest in Power Works Limited (2023: 25%). For more details, refer to [Note 11](#).

Joint arrangement in which the Group is a joint venturer

The Group has a 50% interest in Showers Limited (2023: 50%). For more details, refer to [Note 10](#).

Commentary on IFRS accounting standards

IFRS 12.10(a) requires entities to disclose information about the composition of the group. The list above discloses information about the Group's subsidiaries. Entities need to note that this disclosure is required for material subsidiaries only, rather than a full list of every subsidiary. The above illustrates one example as to how the requirements set out in IFRS 12 can be met. However, local legislation or listing requirements may require disclosure of a full list of all subsidiaries, whether material or not.

Notes to the consolidated financial statement (continued)

8. Business combinations and acquisition of non-controlling interests

Acquisitions in 2024

IFRS 3.59-60

Acquisition of Extinguishers Limited

On 1 May 2024, the Group acquired 80% of the voting shares of Extinguishers Limited, a non-listed company based in Euroland and specialising in the manufacture of fire retardant fabrics, in exchange for the Company's shares. The Group acquired Extinguishers Limited because it significantly enlarges the range of products in the fire prevention equipment segment that can be offered to its clients.

IFRS 3.B64(a)
IFRS 3.B64(b)
IFRS 3.B64(c)
IFRS 3.B64(d)

The Group has elected to measure the non-controlling interests in the acquiree at fair value.

IFRS
3.B64(o)(i)

Assets acquired and liabilities assumed

The fair values of the identifiable assets and liabilities of Extinguishers Limited as at the date of acquisition were:

	Fair value recognised on acquisition	IFRS 3.B64(i) IAS 7.40(d)
Assets	€000	
Property, plant and equipment (Note 17)	7,042	
Right-of-use assets (Note 31)	248	
Cash and cash equivalents	230	IAS 7.40(c)
Trade receivables (Note 4)	1,716	
Inventories	3,330	
Patents and licences (Note 19)	1,200	
	13,766	
Liabilities		
Trade payables	(1,901)	
Lease liabilities (Note 31)	(213)	
Contract liabilities (Note 4)	(428)	
Contingent liability (Note 27)	(380)	
Provision for restructuring (Note 27)	(900)	
Provision for decommissioning costs (Note 27)	(1,200)	
Deferred tax liability (Note 15)	(1,511)	
	(6,533)	
Total identifiable net assets at fair value	7,233	
Non-controlling interest measured at fair value	(1,547)	IFRS 3.B64(o)(i)
Goodwill arising on acquisition (Note 19)	2,231	
Purchase consideration transferred	7,917	IAS 7.40(a)

The acquisition date fair value of the trade receivables amounts to €1,716,000. The gross amount of trade receivables is €1,754,000 and it is expected that the full contractual amounts can be collected.

IFRS 3.B64(h)

The Group measured the acquired lease liabilities using the present value of the remaining lease payments at the date of acquisition. The right-of-use assets were measured at an amount equal to the lease liabilities and adjusted to reflect the favourable terms of the lease relative to market terms.

IFRS 3.28B

Commentary on IFRS accounting standards

IFRS 3.28B requires the lease liability to be measured at the present value of the remaining lease payments as if the acquired lease were a new lease at the acquisition date. That is, the acquirer applies IFRS 16's initial measurement provisions using the present value of the remaining lease payments at the acquisition date. The right-of-use asset is measured at an amount equal to the lease liability, adjusted to reflect the favourable or unfavourable terms of the lease when compared with market terms. Because the off-market nature of the lease is captured in the right-of-use asset, the acquirer does not separately recognise an intangible asset or liability for favourable or unfavourable lease terms relative to market terms.

Prior to the acquisition, Extinguishers Limited decided to eliminate certain product lines (further details are given in [Note 27](#)). The restructuring provision recognised was a present obligation of Extinguishers Limited immediately prior to the business combination. The execution of the restructuring plan was not conditional upon it being acquired by the Group.

The deferred tax liability mainly comprises the tax effect of the accelerated depreciation for tax purposes of tangible and intangible assets.

Notes to the consolidated financial statement (continued)

8. Business combinations and acquisition of non-controlling interests (continued)

Assets acquired and liabilities assumed (continued)

The goodwill of €2,231,000 comprises the value of expected synergies arising from the acquisition and a customer list, which is not separately recognised. Goodwill is allocated entirely to the fire prevention segment. Due to the contractual terms imposed on acquisition, the customer list is not separable.

Therefore, it does not meet the criteria for recognition as an intangible asset under IAS 38. None of the goodwill recognised is expected to be deductible for income tax purposes.

A contingent liability at fair value of €380,000 was recognised at the acquisition date resulting from a claim of a supplier whose shipment was rejected, and payment was refused by the Group due to deviations from the defined technical specifications of the goods. The claim is subject to legal arbitration and is only expected to be finalised in late 2025. As at the reporting date, the contingent liability was re-assessed and is determined to be €400,000, based on the expected probable outcome (see [Note 27](#)). The charge to profit or loss has been recognised.

The fair value of the non-controlling interest in Extinguishers Limited, a non-listed company, has been estimated by applying a discounted earnings technique. The fair value measurements are based on significant inputs that are not observable in the market. The fair value estimate is based on:

- ▶ An assumed discount rate of 14%
- ▶ A terminal value, calculated based on long-term sustainable growth rates for the industry ranging from 2% to 4%, which has been used to determine income for the future years
- ▶ A reinvestment ratio of 60% of earnings

From the date of acquisition, Extinguishers Limited contributed €17,857,000 of revenue and €750,000 to profit before tax from continuing operations of the Group. If the combination had taken place at the beginning of the year, revenue from continuing operations would have been €22,582,000 and profit before tax from continuing operations for the Group would have been €1,285,000.

Purchase consideration

	€000	
Shares issued, at fair value	7,203	IFRS 3.B64(f)(xiv)
Contingent consideration liability	714	IFRS 3.B64(f)(xiii)
Total consideration	7,917	IAS 7.40(a)

Analysis of cash flows on acquisition:

Transaction costs of the acquisition (included in cash flows from operating activities)	(600)	
Net cash acquired with the subsidiary (included in cash flows from investing activities)	230	IAS 7.40(c)
Transaction costs attributable to issuance of shares (included in cash flows from financing activities, net of tax)	(32)	
Net cash flow on acquisition	(402)	

The Company issued 2,500,000 ordinary shares as consideration for the 80% interest in Extinguishers Limited. The fair value of the shares is calculated with reference to the quoted price of the shares of the Company at the date of acquisition, which was €2.88 per share. The fair value of the consideration given was therefore €7,203,000.

Transaction costs of €600,000 were expensed and are included in administrative expenses. The attributable costs of the issuance of the shares of €32,000 have been charged directly to equity as a reduction in share premium.

Contingent consideration

As part of the purchase agreement with the previous owner of Extinguishers Limited, a contingent consideration has been agreed. There will be additional cash payments to the previous owners of Extinguishers Limited of:

- a) €675,000, if the entity generates up to €1,500,000 of profit before tax in a 12-month period after the acquisition date
- Or
- b) €1,125,000, if the entity generates €1,500,000 or more of profit before tax in a 12-month period after the acquisition date

As at the acquisition date, the fair value of the contingent consideration was estimated to be €714,000. The contingent consideration is classified as other financial liability (see [Note 21.2](#))

Notes to the consolidated financial statement (continued)

8. Business combinations and acquisition of non-controlling interests (continued)

Assets acquired and liabilities assumed (continued)

As at 31 December 2024, the key performance indicators of Extinguishers Limited show that it is highly probable that the target will be achieved due to a significant expansion of the business and the synergies realised. The fair value of the contingent consideration determined at 31 December 2024 reflects this development, amongst other factors and a remeasurement charge has been recognised through profit or loss. The fair value is determined using a DCF method. The significant unobservable inputs used in the fair value measurements, together with a quantitative sensitivity analysis as at 31 December 2024 are provided in [Note 21.4](#). A reconciliation of fair value measurement of the contingent consideration liability (Level 3) is provided below:

IFRS 3.58(b)(i)

IFRS 13.93(d)

	€000	
As at 1 January 2024		IFRS 13.93(e)
Liability arising on business combination	714	
Unrealised fair value changes recognised in profit or loss	358	IFRS 13.93(f)
As at 31 December 2024	1,072	

The fair value of the contingent consideration liability increased due to a significantly improved performance of Extinguishers Limited compared with the budget. The contingent consideration liability is due for final measurement and payment to the former shareholders on 30 September 2025.

Commentary on IFRS accounting standards

The classification of a contingent consideration requires an analysis of the individual facts and circumstances. It may be classified as follows: equity or a financial liability in accordance with IAS 32 and IFRS 9, a provision in accordance with IAS 37, or in accordance with other standards, each resulting in different initial recognition and subsequent measurement. The Group has determined that it has a contractual obligation to deliver cash to the seller and therefore it has assessed it to be a financial liability (IAS 32.11). Consequently, the Group is required to remeasure that liability at fair value at each reporting date with changes in fair value recognised in profit or loss in accordance with IFRS 9 (IFRS 3.58(b)(i)).

As part of the business combination, contingent payments to employees or selling shareholders are common methods of retention of key people for the combined entity. The nature of such contingent payments, however, needs to be evaluated in each individual circumstance as not all such payments qualify as contingent consideration, but are accounted for as a separate transaction. For example, contingent payments that are unrelated to the future service of the employee are deemed contingent consideration, whereas contingent payments that are forfeited when the employment is terminated are deemed remuneration. Paragraphs B54-B55 of IFRS 3 (in connection with IFRS 3.51, 52(b)) provide further guidance.

Acquisition of additional interest in Lightbulbs Limited

On 1 October 2024, the Group acquired an additional 7.4% interest in the voting shares of Lightbulbs Limited, increasing its ownership interest to 87.4%. Cash consideration of €325,000 was paid to the non-controlling shareholders. The carrying value of the net assets of Lightbulbs Limited (excluding goodwill on the original acquisition) was €1,824,000. Following is a schedule of additional interest acquired in Lightbulbs Limited:

IFRS 10.B96

IFRS 12.18

IFRS

12.10(b)(iii)

	€000
Cash consideration paid to non-controlling shareholders	325
Carrying value of the additional interest in Lightbulbs Limited	(135)
Difference recognised in retained earnings	190

Acquisitions in 2023

On 1 December 2023, the Group acquired 80% of the voting shares of Lightbulbs Limited, a company based in Euroland, specialising in the production and distribution of lightbulbs. The Group acquired this business to enlarge the range of products in the electronics segment.

IFRS 3.59

IFRS 3.B64(a)

IFRS 3.B64(b)

IFRS 3.B64(c)

IFRS 3.B64(d)

IFRS 3.B64(o)(i)

The Group elected to measure the non-controlling interest in the acquiree at the proportionate share of its interest in the acquiree's identifiable net assets.

Notes to the consolidated financial statement (continued)

8. Business combinations and acquisition of non-controlling interests (continued)

Acquisitions in 2023 (continued)

The fair value of the identifiable assets and liabilities of Lightbulbs Limited as at the date of acquisition were:

	Fair value recognised on acquisition	IFRS 3.B64(i) IAS 7.40(d)
	€000	
Land and buildings (Note 17)	1,280	
Cash and cash equivalents	50	IAS 7.40(c)
Trade receivables (Note 4)	853	
Inventories	765	
Total assets	2,948	
Trade payables	(807)	
Deferred tax liability (Note 15)	(380)	
Provision for maintenance warranties	(50)	
Total liabilities	(1,237)	
Total identifiable net assets at fair value	1,711	
Non-controlling interest (20% of net assets)	(342)	
Goodwill arising on acquisition (Note 19)	131	
Purchase consideration transferred	1,500	IAS 7.40(a)
	Cash flow on acquisition	
	€000	IAS 7.40(b)
Net cash acquired with the subsidiary	50	IAS 7.40(c)
Cash paid	(1,500)	IFRS 3.B64(f)(i)
Net cash flow on acquisition	(1,450)	

The net assets recognised in the 31 December 2023 financial statements were based on a provisional assessment of their fair value whilst the Group sought an independent valuation for the land and buildings owned by Lightbulbs Limited. The valuation had not been completed by the date the 2023 financial statements were approved for issue by the Board of Directors.

In April 2024, the valuation was completed and the acquisition date fair value of the land and buildings was €1,280,000, an increase of €200,000 over the provisional value. The 2023 comparative information was restated to reflect the adjustment to the provisional amounts. As a result, there was an increase in the deferred tax liability of €60,000 and an increase in the non-controlling interest of €28,000. There was also a corresponding reduction in goodwill of €112,000, resulting in €131,000 of total goodwill arising on the acquisition. The increased depreciation charge on the buildings from the acquisition date to 31 December 2023 was not material.

From the date of acquisition, Lightbulbs Limited contributed €476,000 of revenue and €20,000 to profit before tax from continuing operations of the Group. If the combination had taken place at the beginning of 2023, the Group's revenue from continuing operations would have been €19,078,000 and the profit before tax from continuing operations would have been €785,000.

The goodwill of €131,000 comprises the fair value of expected synergies arising from acquisition.

Commentary on IFRS accounting standards

In the 2023 business combination, the Group elected to value the non-controlling interest using its proportionate share of the acquiree's identifiable net assets. In the 2024 business combination, the Group elected to value the non-controlling interest at fair value. This election can be made separately for each business combination and is not a policy choice that determines an accounting treatment for all business combinations the Group will carry out (IFRS 3.19).

Notes to the consolidated financial statement (continued)

9. Partly-owned subsidiaries

Financial information of subsidiaries that have material non-controlling interests is provided below:

IFRS 12.10(ii)
IFRS 12.12

Proportion of equity interest held by non-controlling interests:

Name	Country of incorporation and operation	2024	2023
Electronics Limited	Euroland	52%	52%
Extinguishers Limited	Euroland	20%	–
Lightbulbs Limited	Euroland	12.6%	20%

	2024	2023	
	€000	€000	
Accumulated balances of material non-controlling interest:			IFRS 12.12(f) IFRS 12.B10

Electronics Limited	490	277
Extinguishers Limited	1,696	–
Lightbulbs Limited	263	344

Profit allocated to material non-controlling interest:

Electronics Limited	243	192
Extinguishers Limited	149	–
Lightbulbs Limited	54	2

The summarised financial information of these subsidiaries is provided below. This information is based on amounts before inter-company eliminations.

IFRS 12.B11
IFRS 12.12(g)
IFRS 12.B10

Summarised statement of profit or loss for 2024:

	Electronics Limited	Extinguishers Limited	Lightbulbs Limited
	€000	€000	€000
Revenue from contracts with customers	2,546	17,857	5,748
Cost of sales	(1,450)	(15,678)	(4,090)
Administrative expenses	(354)	(1,364)	(1,020)
Finance costs	(250)	(65)	(132)
Profit before tax	492	750	506
Income tax	(25)	(6)	(80)
Profit for the year from continuing operations	467	744	426
Total comprehensive income	467	744	426
Attributable to non-controlling interests	243	149	54
Dividends paid to non-controlling interests	30	–	–

Summarised statement of profit or loss for 2023:

IFRS 12.B11
IFRS 12.12(g)
IFRS 12.B10

	Electronics Limited	Lightbulbs Limited
	€000	€000
Revenue from contracts with customers	2,100	476
Cost of sales	(1,250)	(360)
Administrative expenses	(150)	(85)
Finance costs	(350)	(11)
Profit before tax	350	20
Income tax	20	(8)
Profit for the year from continuing operations	370	12
Total comprehensive income	370	12
Attributable to non-controlling interests	192	2
Dividends paid to non-controlling interests	49	–

Notes to the consolidated financial statement (continued)

9. Partly-owned subsidiaries (continued)

Summarised statement of financial position as at 31 December 2024:

	Electronics Limited	Extinguishers Limited	Lightbulbs Limited
	€000	€000	€000
Inventories and cash and bank balances (current)	971	7,043	2,348
Property, plant and equipment and other non-current assets (non-current)	1,408	10,273	1,409
Trade and other payables (current)	(417)	(5,822)	(1,182)
Interest-bearing loans and borrowing and deferred tax liabilities (non-current)	(1,019)	(3,016)	(485)
Total equity	943	8,478	2,090
Attributable to:			
Equity holders of parent	453	6,782	1,827
Non-controlling interest	490	1,696	263

Summarised statement of financial position as at 31 December 2023:

	Electronics Limited	Lightbulbs Limited
	€000	€000
Inventories and cash and bank balances (current)	698	1,668
Property, plant and equipment and other non-current assets (non-current)	1,280	1,359
Trade and other payables (current)	(350)	(822)
Interest-bearing loans and borrowing and deferred tax liabilities (non-current)	(1,095)	(485)
Total equity	533	1,720
Attributable to:		
Equity holders of parent	256	1,376
Non-controlling interest	277	344

Summarised cash flow information for year ended 31 December 2024:

	Electronics Limited	Extinguishers Limited	Lightbulbs Limited
	€000	€000	€000
Operating	507	809	558
Investing	(15)	(280)	6
Financing	(250)	(65)	(132)
Net increase in cash and cash equivalents	242	464	432

Summarised cash flow information for year ended 31 December 2023:

	Electronics Limited	Lightbulbs Limited
	€000	€000
Operating	460	23
Investing	(10)	(20)
Financing	(350)	(11)
Net increase/(decrease) in cash and cash equivalents	100	(8)

Commentary on IFRS accounting standards

IFRS 12.12 requires the above information only in respect of subsidiaries that have non-controlling interests that are material to the reporting entity (i.e., the Group). A subsidiary may have significant non-controlling interest *per se*, but disclosure is not required if that interest is not material at the Group level. Similarly, these disclosures do not apply to the non-controlling interests that are material in aggregate but not individually. In addition, it should be noted that the above information should be provided separately for each individual subsidiary with a material non-controlling interest. The Group has concluded that Extinguishers Limited, Lightbulb Limited and Electronics Limited are the only subsidiaries with non-controlling interests that are material to the Group.

Notes to the consolidated financial statement (continued)

9. Partly-owned subsidiaries (continued)

When there is a change in the ownership of a subsidiary, IFRS 12.18 requires disclosure of a schedule that shows the effects on equity of any changes in its ownership interest in the subsidiary that did not result in a loss of control. When there are significant restrictions on the Group's or its subsidiaries' ability to access or use the assets and settle the liabilities of the Group, IFRS 12.13 requires disclosure of the nature and extent of significant restrictions. The Group did not have any such restrictions.

IFRS 12.10 (b) (iv) requires disclosure of information to enable the users to evaluate the consequences of losing control of a subsidiary during the period. The Group did not lose control over a subsidiary during the period.

10. Interest in a joint venture

The Group has a 50% interest in Showers Limited, a joint venture involved in the manufacture of some of the Group's main product lines in fire prevention equipment in Euroland. The Group's interest in Showers Limited is accounted for using the equity method in the consolidated financial statements. Summarised financial information of the joint venture, based on its financial statements prepared in accordance with IFRS accounting standards, and reconciliation with the carrying amount of the investment in the consolidated financial statements are set out below:

IFRS 12.20
IFRS 12.21
IFRS 12.B14

Summarised statement of financial position of Showers Limited:

	2024	2023	
	€000	€000	
Current assets, including cash and cash equivalents €989,000 (2023: €743,000) and prepayments €1,030,000 (2023: Nil)	3,226	2,808	IFRS 12.B12 IFRS 12.B13
Non-current assets	2,864	2,964	
Current liabilities, including tax payable €89,000 (2023: €143,000)	(224)	(1,102)	
Non-current liabilities, including deferred tax liabilities €278,000 (2023: €325,000) and long-term borrowing €500,000 (2023: €500,000)	(1,020)	(1,000)	
Equity	4,846	3,670	
Group's share in equity - 50% (2023: 50%)	2,423	1,835	
Goodwill	-	-	
Group's carrying amount of the investment	2,423	1,835	IFRS 12.B14(b)

Summarised statement of profit or loss of Showers Limited:

	2024	2023	
	€000	€000	
Revenue from contracts with customers	60,094	58,876	
Cost of sales	(54,488)	(53,420)	
Administrative expenses, including depreciation €1,236,000 (2023: €1,235,000)	(2,638)	(2,586)	IFRS 12.B13
Finance costs, including interest expense €204,000 (2023: €150,000)	(204)	(200)	IFRS 12.B13
Profit before tax	2,764	2,670	
Income tax expense	(1,588)	(1,556)	IFRS 12.B13
Profit for the year (continuing operations)	1,176	1,114	
Total comprehensive income for the year (continuing operations)	1,176	1,114	IFRS 12.B12(b)
Group's share of profit for the year	588	557	

The joint venture had no other contingent liabilities or commitments as at 31 December 2024 and 2023, except trade purchase commitments of €620,000 (2023: €1,032,000), for which the Group has a corresponding commitment, as disclosed in [Note 34](#). Showers Limited cannot distribute its profits without the consent from the two venture partners.

IFRS 12.22 (a)
IFRS 12.23(a)
IFRS 12.B18-B19

Commentary on IFRS accounting standards

IFRS 12.B14 requires separate presentation of goodwill and other adjustments to the investments in joint ventures and associates in the above reconciliation. The Group does not have goodwill or other adjustments.

IFRS 12.21(a) requires the separate disclosure of information for joint operations, as it relates to all types of joint arrangements. The Group does not have any joint operations.

The Group has presented the summarised financial information of the joint venture based on its financial statements prepared in accordance with IFRS accounting standards.

Notes to the consolidated financial statement (continued)

10. Interest in a joint venture (continued)

IFRS 12.B15 allows this information to be provided using alternative bases, if the entity measures its interest in the joint venture or associate at fair value, and if the joint venture or associate does not prepare financial statements in accordance with IFRS accounting standards and preparation on that basis would be impracticable or cause undue cost. Applying both the impracticable and undue cost thresholds involves significant judgement and must be carefully considered in the context of the specific facts and circumstances. In either case, the entity is required to disclose the basis on which the information is provided.

IFRS 12.22(b) requires additional disclosures when the financial statements of the joint venture or associate used in applying equity method are as of a different date or for a different period from that of the entity. This is not applicable to the Group.

IFRS 12.22(c) requires disclosure of unrecognised share of losses of a joint venture and associate. This is not applicable to the Group.

Entities will need to consider whether there is any impairment of their investments in joint ventures. Impairment charges relating to investments in joint ventures should be accounted for in accordance with the equity method under IAS 28. IAS 28 requires the investment in a joint venture to be considered as a single cash-generating unit, rather than 'drilling down' into the separate cash-generating units determined by the joint venture. The impairment test should be undertaken in accordance with the requirements of IAS 36.

11. Investment in an associate

The Group has a 25% interest in Power Works Limited, which is involved in the manufacture of fire prevention equipment for power stations in Euroland. Power Works Limited is a private entity that is not listed on any public exchange. The Group's interest in Power Works Limited is accounted for using the equity method in the consolidated financial statements. The following table illustrates the summarised financial information of the Group's investment in Power Works Limited:

IFRS 12.20
IFRS 12.21(a)

	2024	2023	
	€000	€000	IFRS 12.B12
Current assets	6,524	6,324	
Non-current assets	13,664	12,828	
Current liabilities	(4,488)	(3,904)	
Non-current liabilities	(12,644)	(12,524)	
Equity	3,056	2,724	
Group's share in equity - 25% (2023: 25%)	764	681	
Goodwill	-	-	
Group's carrying amount of the investment	764	681	
	2024	2023	
	€000	€000	
Revenue from contracts with customers	33,292	32,640	
Cost of sales	(27,299)	(26,765)	
Administrative expenses	(1,665)	(1,632)	
Finance costs	(2,996)	(2,938)	
Profit before tax	1,332	1,305	
Income tax expense	(1,000)	(981)	
Profit for the year (continuing operations)	332	324	
Other comprehensive loss that may be reclassified to profit or loss in subsequent periods, net of tax	(120)	-	
Other comprehensive income that will not be reclassified to profit or loss in the subsequent periods, net of tax	120	-	
Total comprehensive income for the year (continuing operations)	332	324	IFRS 12.B12(b)
Group's share of profit for the year	83	81	

The associate requires the Group's consent to distribute its profits. The Group does not foresee giving such consent at the reporting date.

IFRS 12.22(a)

The associate had no contingent liabilities or capital commitments as at 31 December 2024 and 2023.

IFRS 12.23

Notes to the consolidated financial statement (continued)

11. Investment in an associate (continued)

Commentary on IFRS accounting standards

IFRS 12.21(c) and IFRS 12.B16 require disclosure of the aggregated information of associates and joint ventures that are accounted for using the equity method and are not individually material. The Group did not have any immaterial associates or joint ventures.

The Group has presented the summarised financial information of the associate based on its financial statements prepared in accordance with IFRS accounting standards. IFRS 12.B15 allows this information to be provided using alternative bases.

Entities will need to consider whether there is any impairment of their investments in associates. Impairment charges relating to investments in associates should be accounted for in accordance with the equity method under IAS 28. IAS 28 requires the investment in an associate to be considered as a single cash-generating unit, rather than 'drilling down' into the separate cash-generating units determined by the associate. The impairment test should be undertaken in accordance with the requirements of IAS 36.

12. Fair value measurement

The following table provides the fair value measurement hierarchy of the Group's assets and liabilities.

Fair value measurement hierarchy for assets as at 31 December 2024:

IFRS 13.91(a)
IFRS 13.93(a)
IFRS 13.93(b)
IFRS 13.97

		Fair value measurement using			
			Quoted prices in active markets (Level 1)	Significant observable inputs (Level 2)	Significant unobservable inputs (Level 3)
	Date of valuation	Total €000	€000	€000	€000
Assets measured at fair value:					
Investment properties (Note 18):					
Office properties	31 December 2024	4,260	–	–	4,260
Retail properties	31 December 2024	4,633	–	–	4,633
Derivative financial assets (Note 21.4):					
Foreign exchange forward contracts US dollars	31 December 2024	492	–	492	–
Foreign exchange forward contracts GB pounds sterling	31 December 2024	400	–	400	–
Embedded foreign exchange derivatives Canadian dollars	31 December 2024	210	–	–	210
Listed equity investments (Note 21.4):					
Power sector	31 December 2024	219	219	–	–
Telecommunications sector	31 December 2024	118	118	–	–
Non-listed equity investments (Note 21.4):					
Power sector	31 December 2024	675	–	–	675
Electronics sector	31 December 2024	363	–	–	363
Quoted debt instruments (Note 21.4):					
Euroland government bonds	31 December 2024	1,378	1,378	–	–
Corporate bonds consumer products sector	31 December 2024	92	92	–	–
Corporate bonds technology sector	31 December 2024	152	152	–	–
Revalued property, plant and equipment (Note 17)*:					
Office properties in Euroland	31 January 2024	1,749	–	–	1,749
Discontinued operations (Note 14)	1 October 2024	772	–	–	772
Assets for which fair values are disclosed (Note 21.4):					
Loan at amortised cost					
Loan to an associate	31 December 2024	197	–	–	197
Loan to a director	31 December 2024	11	–	–	11

Notes to the consolidated financial statement (continued)

12. Fair value measurement (continued)

There were no transfers between Level 1 and Level 2 during 2024.

IFRS 13.9(c)

* Due to a change in accounting policy, revaluations of property, plant and equipment were recognised in Level 3 for the first time. Refer to [Note 17](#) for more information.

Fair value measurement hierarchy for liabilities as at 31 December 2024:

	Date of valuation	Fair value measurement using			
		Total	Quoted	Significant	Significant
			prices in active markets (Level 1)	observable inputs (Level 2)	unobservable inputs (Level 3)
		€000	€000	€000	€000
Liabilities measured at fair value:					
Derivative financial liabilities (Note 21.4):					
Interest rate swaps	31 December 2024	35	–	35	–
Foreign exchange forward contracts (GB pounds sterling)	31 December 2024	800	–	800	–
Embedded commodity derivatives (brass)	31 December 2024	600	–	–	600
Embedded commodity derivatives (chrome)	31 December 2024	182	–	–	182
Foreign exchange forward contracts - US dollars	31 December 2024	90	–	90	–
Commodity derivative (copper)	31 December 2024	980	–	980	–
Contingent consideration liability (Note 8)					
	31 December 2024	1,072	–	–	1,072
Liabilities for which fair values are disclosed (Note 21.4):					
Interest-bearing loans and borrowings:					
Floating rate borrowings (Euroland)	31 December 2024	10,420	–	10,420	–
Floating rate borrowings (US)	31 December 2024	2,246	–	2,246	– IFRS 13.93(a)
Convertible preference shares	31 December 2024	2,766	–	2,766	– IFRS 13.93(b)
Fixed rate borrowing	31 December 2024	6,321	–	6,321	– IFRS 13.97

There were no transfers between Level 1 and Level 2 during 2024.

Notes to the consolidated financial statement (continued)

12. Fair value measurement (continued)

Fair value measurement hierarchy for assets as at 31 December 2023:

	Date of valuation	Fair value measurement using			
		Total	Quoted	Significant	Significant
			prices in active markets (Level 1)	observable inputs (Level 2)	unobservable inputs (Level 3)
		€000	€000	€000	€000
Assets measured at fair value:					
Investment properties (Note 18):					
Office properties	31 December 2023	3,824	–	–	3,824
Retail properties	31 December 2023	4,159	–	–	4,159
Derivative financial assets (Note 21.4):					
Foreign exchange forward contracts US dollars	31 December 2023	100	–	100	–
Foreign exchange forward contracts GB pounds sterling	31 December 2023	53	–	53	–
Listed equity investments (Note 21.4):					
Power sector	31 December 2023	200	200	–	–
Telecommunications sector	31 December 2023	100	100	–	–
Non-listed equity investments (Note 21.4):					
Power sector	31 December 2023	390	–	–	390
Electronics sector	31 December 2023	508	–	–	508
Quoted debt instruments (Note 21.4):					
Euroland government bonds	31 December 2023	1,210	1,210	–	–
Corporate bonds consumer products sector	31 December 2023	400	400	–	–
Assets for which fair values are disclosed (Note 21.4):					
Loan at amortised cost					
Loan to a director	31 December 2023	9	–	–	9

There were no transfers between Level 1 and Level 2 during 2023.

Fair value measurement hierarchy for liabilities as at 31 December 2023:

	Date of valuation	Fair value measurement using			
		Total	Quoted	Significant	Significant
			prices in active markets (Level 1)	observable inputs (Level 2)	unobservable inputs (Level 3)
		€000	€000	€000	€000
Liabilities measured at fair value:					
Derivative financial liabilities (Note 21.4):					
Foreign exchange forward contracts - US dollars	31 December 2023	254	–	254	–
Liabilities for which fair values are disclosed (Note 21.4):					
Interest-bearing loans and borrowings:					
Floating rate borrowings (Euroland)	31 December 2023	11,877	–	11,877	–
Convertible preference shares	31 December 2023	2,621	–	2,621	–
Fixed rate borrowing	31 December 2023	8,944	–	8,944	–

There were no transfers between Level 1 and Level 2 during 2023.

Notes to the consolidated financial statement (continued)

12. Fair value measurement (continued)

In determining fair value measurement, the impact of potential climate-related matters, including legislation, which may affect the fair value measurement of assets and liabilities in the financial statements has been considered. For investment properties and revalued office properties, the Group considers the effect of physical and transition risks and whether investors would consider those risks in their valuation. The group has assessed whether its properties are exposed to physical risks, such as flooding and increasing wildfires, but believes that this is currently not the case. However, the Group believes it is, to some extent, impacted by transition risks, and, more specifically, increasing requirements for energy efficiency of buildings due to climate-related legislation and regulations as well as tenants' increasing demands for low-emission buildings. The Group, therefore, takes into account necessary upgrades required to ensure future compliance with those requirements when measuring the fair value of investment properties and revalued office properties.

Commentary on IFRS accounting standard

IFRS 13.94 requires appropriate determination of classes of assets and liabilities on the basis of:

- ▶ The nature, characteristics and risks of the asset or liability and
- ▶ The level of the fair value hierarchy within which the fair value measurement is categorised

The Group has applied the factors and disclosed the quantitative information under IFRS 13 *Fair Value Measurement* based on the classes of assets and liabilities determined as per IFRS 13.94. As judgement is required to determine the classes of properties, other criteria and aggregation levels for classes of assets may also be appropriate, provided they are based on the risk profile of the assets (e.g., the risk profile of properties in an emerging market may differ from that of properties in a mature market).

Inputs used in a valuation technique may fall into to different levels of the fair value hierarchy. However, for disclosure purposes, the fair value measurement must be categorised in its entirety (i.e., depending on the unit of account) within the hierarchy. That categorisation may not be so obvious when there are multiple inputs used. IFRS 13.73 clarifies that the hierarchy categorisation of a fair value measurement, in its entirety, is determined based on the lowest level input that is significant to the entire measurement. Assessing the significance of a particular input to the entire measurement requires judgement and consideration of factors specific to the asset or liability (or group of assets and/or liabilities) being measured and any adjustments made to the significant inputs in arriving at the fair value. These considerations have a follow-on impact on the disclosures of valuation techniques, processes and significant inputs and entities should tailor their disclosures to the specific facts and circumstances.

For assets and liabilities held at the end of the reporting period that are measured at fair value on a recurring basis, IFRS 13.93(c) requires disclosure of the amounts of transfers between Level 1 and Level 2 of the hierarchy, the reasons for those transfers and the entity's policy for determining when the transfers are deemed to have occurred. Transfers into each level must be disclosed and discussed separately from transfers out of each level.

Commentary on macroeconomic and geopolitical uncertainty

There may be an impact on fair value measurement of certain assets arising from the current macroeconomic conditions. When valuations are subject to significant measurement uncertainty due to the current environment, and there is a wider range of estimates of fair value, the entity is required to apply judgement to determine the point within that range that is most representative of fair value in the circumstances. While market volatility may suggest that the prices are aberrations and do not reflect fair value, it would not be appropriate for an entity to disregard market prices at the measurement date, unless those prices are from transactions that are not orderly. A significant decrease in volume or activity in a market can also influence the valuation techniques used in the fair value measurement. Entities will need to assess how those techniques are applied and whether inputs are observable at the measurement date and provide additional disclosures if material.

Factors such as increasing interest rates and volatile commodity prices may have a significant impact on fair values. Entities should consider whether the credit risk of counterparties to the derivate contracts has changed, which may also impact the fair value. The increased uncertainty may require more extensive disclosure about valuation levels, fair valuation techniques and inputs.

Commentary on climate-related matters

Entities should ensure that the climate-related assumptions that are incorporated in a fair value measurement are those that market participants would consider when pricing the asset or liability to ensure it is an IFRS 13 fair value measurement. Entities may need to use significant judgement when considering whether climate-related factors should be adjusted for in their fair value measurements and this may lead to greater estimation uncertainty and a need for more transparent disclosure. For example, the fair value of real estate in certain geographical areas may be exposed to significant physical risk and this should be considered in the fair value determination and disclosures. Importantly, the information available to market participants will be affected by sustainability reporting. While entities cannot ignore information that is reasonably available to market participants, determining the impact of that information on market participant assumptions, inputs and sensitivities, is likely to require significant judgement.

Notes to the consolidated financial statement (continued)

13. Other income and expenses

13.1 Other operating income

	2024	2023	
	€000	€000	
Government grants (Note 28)	1,053	541	IAS 20.39(b)
Gain on derivative instruments at fair value through profit or loss	850	—	IFRS 7.20(a)(i)
Net gain on disposal of property, plant and equipment	532	2,007	IAS 1.97
Total other operating income	2,435	2,548	IAS 1.98

The net gain on derivative instruments at fair value through profit or loss relates to foreign exchange forward contracts that did not qualify for hedge accounting and embedded derivatives which have been separated.

13.2 Other operating expenses

	2024	2023	
	€000	€000	
Bid defence costs	579	31	IAS 1.97
Cost of WEEE (Note 27)	102	22	IAS 1.97
Change in fair value of investment properties (Note 18)	306	300	IAS 1.97
Loss on derivative instruments at fair value through profit or loss	1,502	—	IFRS 7.20(a)
Ineffectiveness on forward commodity contracts designated as cash flow hedges (Note 21.3)	65	—	IFRS 7.24(b)
Total other operating expenses	2,554	353	

Bid defence costs were incurred in respect of obtaining advice in defending a hostile takeover bid by a competitor. The competitor did not proceed with the bid.

Net loss on derivative instruments at fair value through profit or loss relates to foreign exchange forward contracts that did not qualify for hedge accounting and embedded derivatives which have been separated.

Commentary on IFRS accounting standards

IAS 1 does not require an entity to present the results of operating activities as a line item in the income statement. If an entity elects to do so, it must ensure that the amount presented is representative of activities that would normally be regarded as 'operating' (IAS 1.BC56). As IAS 1 does not provide any further guidance on operating profits, an entity needs to apply judgement in developing its own accounting policy under IAS 8.10.

The Group has taken the view that presenting the gains and losses on foreign exchange forward contracts and embedded derivatives in operating income and expenses reflects the economic substance of those transactions as they are entered into to hedge forecast sales and purchases and are, therefore, clearly associated with transactions which are part of the operating income and expenses (IAS 8.10(b)(ii)). Other entities may take alternative views and, hence, there is diversity in practice.

13.3 Finance costs

	2024	2023	
	€000	€000	
Interest on debts and borrowings	1,036	1,020	
Interest arising from revenue contracts	109	62	IFRS 15.65
Interest on lease liabilities (Note 31)	178	185	
Total interest expense	1,323	1,267	IFRS 7.20(b)
Unwinding of discount and effect of changes in discount rate on provisions (Note 27)	43	1	IAS 37.60
Total finance costs	1,366	1,268	

13.4 Finance income

	2024	2023	
	€000	€000	
Interest income on a loan to an associate	17	—	
Interest income from debt instruments at fair value through OCI	185	145	IFRS 7.20(b)
Total finance income	202	145	

Notes to the consolidated financial statement (continued)

13. Other income and expenses (continued)

Commentary on IFRS accounting standards

Finance income and finance cost are not defined terms in IFRS accounting standards. Some regulators limit the inclusion of certain income and expense within those items (e.g., restricted to interest income and expense), whilst other jurisdictions allow additional items to be included.

IFRS 15.65 requires the effects of financing (interest revenue or interest expense) to be presented separately from revenue from contracts with customers in the statement of comprehensive income. The Group included the interest expense on contract liabilities as part of finance costs.

13.5 Other income

	2024	2023	
	€000	€000	
Foreign exchange gains on interest-bearing loans and borrowings	57	67	
Fair value gain on equity instruments at fair value through profit or loss	37	9	IFRS 7.20(a)(xi)
			IFRS
Gain (loss) on sale of debt instruments at fair value through OCI	8	(4)	7.20(a)(viii)
			IFRS
Dividend income from equity instruments at fair value through OCI	3	–	7.20(a)(vii)
Impairment loss on debt instruments at fair value through OCI	(7)	(6)	
Total other income	98	66	

Commentary on IFRS accounting standards

Income is defined in the conceptual framework as “increases in assets, or decreases in liabilities, that result in increases in equity, other than those relating to contributions from holders of equity claims” (chapter 4.68). In this note, the Group has presented a net measure of income with impairment losses on debt instruments at fair value through OCI offsetting other income items. IAS 1.32 does not permit the offsetting income and expenses unless required or permitted by an IFRS accounting standards. In this case, the Group does not consider this to be offsetting as it is for presentation purposes only and the balances are not material enough to warrant separate presentation.

13.6 Depreciation, amortisation, lease payments, foreign exchange differences and costs of inventories

	2024	2023	
	€000	€000	
Included in cost of sales:			IAS 1.104
Depreciation	3,802	3,063	
Impairment of property, plant and equipment (Note 17)	–	301	IAS 36.126(a)
Amortisation and impairment of intangible assets (Note 19)	125	174	IAS 38.118(d)
Net foreign exchange differences	(65)	(40)	IAS 21.52(a)
Warranty provision (Note 27)	106	52	
Variable lease payments (Note 31)	71	66	
Expense relating to short-term leases (Note 31)	22	21	
Costs of inventories recognised as an expense	131,107	121,298	IAS 2.36(d)
Included in administrative expenses:			
Depreciation	429	430	
Impairment of goodwill (Note 20)	200	–	IAS 36.126(a)
Remeasurement of contingent consideration (Note 8)	358	–	
Net foreign exchange differences	33	8	IAS 21.52(a)

Notes to the consolidated financial statement (continued)

13. Other income and expenses (continued)

13.7 Employee benefits expense

	2024	2023	IAS 1.104
	€000	€000	
Included in cost of sales:			
Wages and salaries	6,551	6,513	
Social security costs	664	659	
Pension costs	350	305	
Post-employment benefits other than pensions	38	28	
Share-based payment expense	103	123	
Included in selling and distribution expenses:			
Wages and salaries	10,882	10,220	
Social security costs	1,102	1,135	
Pension costs	560	496	
Post-employment benefits other than pensions	61	45	
Share-based payment expense	165	197	
Included in cost of administrative expenses:			
Wages and salaries	11,238	7,410	
Social security costs	1,349	1,343	
Pension costs	488	465	
Post-employment benefits other than pensions	54	40	
Share-based payment expense	144	172	IFRS 2.51(a)
Total employee benefits expense	33,749	29,151	

13.8 Research and development costs

The Group's electronics business research and development concentrates on the development of internet-enabled safety equipment. Research and development costs that are not eligible for capitalisation have been expensed in the period incurred (in 2024, this was €2,235,000 (2023: €1,034,000)), and they are recognised in administrative expenses. IAS 38.126

13.9 Administrative expenses

	2024	2023	IAS 1.104
	€000	€000	
Employee benefits expense (Note 13.7)	13,273	9,430	
Acquisition-related transaction costs	600	–	
Research and development costs	2,235	1,034	
Depreciation	429	430	
Expected credit losses of trade receivables and contract assets (Note 23)	185	76	
Impairment of goodwill (Note 20)	200	–	
Expense relating to leases of low-value assets (Note 31)	18	17	
Remeasurement of contingent consideration (Note 8)	358	–	
Net foreign exchange differences	33	8	
Other administrative expenses	959	1,016	
Total administrative expenses	18,290	12,011	

Notes to the consolidated financial statement (continued)

14. Discontinued operations

On 1 October 2024, the Group publicly announced the decision of its Board of Directors to sell Hose Limited, a wholly owned subsidiary. On 14 November 2024, the shareholders of the Company approved the plan to sell. The sale of Hose Limited is expected to be completed within a year from the reporting date. At 31 December 2024, Hose Limited was classified as a disposal group held for sale and as a discontinued operation. The business of Hose Limited represented the entirety of the Group's Rubber Equipment operating segment until 1 October 2024. With Hose Limited being classified as discontinued operations, the Rubber Equipment segment is no longer presented in the segment note. The results of Hose Limited for the year are presented below:

IFRS 5.30
IFRS 5.41

	2024	2023	IFRS 5.33(b)(i)
	€000	€000	IFRS 5.34
Revenue from contracts with customers	42,809	45,206	
Expenses	(41,961)	(44,880)	
Operating income	848	326	
Finance costs	(525)	(519)	
Impairment loss recognised on the remeasurement to fair value less costs to sell	(110)	–	IFRS 5.33(b)(iii)
Profit/(loss) before tax from discontinued operations	213	(193)	
Tax benefit/(expense):			
Related to pre-tax profit/(loss) from the ordinary activities for the period	(26)	5	IFRS 5.33(b)(ii) IAS 12.81(h)(ii)
Related to remeasurement to fair value less costs to sell	33	–	IFRS 5.33(b)(iv) IAS 12.81(h)(i)
Profit/(loss) for the year from discontinued operations	220	(188)	
Gain/(loss) on equity instruments designated at fair value included in OCI	–	4	IFRS 5.38
Other comprehensive income for the year from discontinued operations	–	4	
The major classes of assets and liabilities of Hose Limited classified as held for sale as at 31 December are, as follows:			IFRS 5.38
	2024		IFRS 5.38
	€000		IFRS 5.40
Assets			
Intangible assets (Note 19)	135		
Property, plant and equipment (Note 17)	4,637		
Debtors	7,180		
Equity investments - non-listed	308		
Cash and short-term deposits (Note 24)	1,294		
Assets held for sale	13,554		
Liabilities			
Creditors	(7,241)		
Deferred tax liability	(75)		
Interest-bearing liabilities (Note 21.2)	(5,809)		
Liabilities directly associated with assets held for sale	(13,125)		
Net assets directly associated with disposal group	429		
Amounts included in accumulated OCI:			
Fair value reserve of equity investments - non-listed	66		IFRS 5.38
Deferred tax on fair value reserve	(20)		
Reserve of disposal group classified as held for sale	46		

Notes to the consolidated financial statement (continued)

14. Discontinued operations (continued)

The net cash flows incurred by Hose Limited are, as follows:

IFRS 5.33(c)

	2024	2023
	€000	€000
Operating	(1,999)	3,192
Investing	–	–
Financing	(436)	(335)
Net cash (outflow)/inflow	(2,435)	2,857

Earnings per share

	2024	2023	
Basic, profit/(loss) for the year from discontinued operations	€0.01	(€0.01)	IAS 33.68
Diluted, profit/(loss) for the year from discontinued operations	€0.01	(€0.01)	

Interest-bearing liabilities comprise a fixed rate bank loan of €5,809,000 having an EIR of 7.5% that is repayable in full on 1 January 2025.

IFRS 7.7

Commentary on IFRS accounting standards

IFRS 5 *Non-current Assets Held for Sale and Discontinued Operations* specifies certain disclosures required in respect of discontinued operations and non-current assets held for sale. IFRS 5.5B states that the requirements of other standards do not apply to discontinued operations, unless the other standards specify disclosures that are applicable to them.

IFRS 12.B17 clarifies that disclosures of summarised information specified in IFRS 12.B10-B16 are not required when an entity's interest in a subsidiary, joint venture or associate (or a portion of its interest in a joint venture or an associate) is classified as held for sale in accordance with IFRS 5. The other disclosure requirements in IFRS 12 apply to an entity's held-for-sale interests. The Group concluded that there is no additional information that it needs to disclose about its wholly owned subsidiary, Hose limited, which is classified as disposal group held for sale as at 31 December 2024.

IAS 33.68A provides an option to present the earnings per share from discontinued operations either on the face of the statement of profit or loss or in the notes. The Group has opted to present the earnings per share from discontinued operations in the notes.

Write-down of property, plant and equipment

Immediately before the classification of Hose Limited as discontinued operations, the recoverable amount was estimated for certain items of property, plant and equipment and no impairment loss was identified. Following the classification, a write-down of €110,000 (net of tax €77,000) was recognised on 1 October 2024 to reduce the carrying amount of the assets in the disposal group to their fair value less costs to sell. This was recognised in discontinued operations in the statement of profit or loss. Fair value measurement disclosures are provided in [Note 12](#).

IFRS 5.33(b)(iii)
IFRS 5.33(b)(iv)

As at 31 December 2024, there was no further write-down as the carrying amount of the disposal group did not fall below its fair value less costs to sell.

Investment in non-listed equity shares

The disposal group includes an investment in non-listed equity shares (Level 3 in the fair value hierarchy) of Electronic Test Ltd with a carrying amount of €308,000. The group collaborates with Electronic Test Ltd, this is closely related to the discontinued operation of Hose Limited and is therefore reclassified as part of the discontinued operations. This investment is classified as equity instruments designated at fair value through OCI. The Group did not pledge the financial assets nor receive any collateral for them. As at the reporting date, the carrying amount equals the fair value of the instrument. Refer [Note 21.4](#) for the details on the recognition, measurement, valuation techniques and inputs used for this investment.

IFRS 7.8(d)
IFRS 7.14
IFRS 7.15
IFRS 7.25

Reconciliation of fair value measurement of the investment in non-listed equity shares:

IFRS 13.93(e)

	€000
As at 1 January 2023	304
Sales	–
Purchases	–
Total gains and losses recognised in OCI	4
As at 1 January 2023 and 1 October 2024	308
Sales	–
Purchases	–
Total gains and losses recognised in OCI	–
As at 31 December 2024	308

Notes to the consolidated financial statement (continued)

14. Discontinued operations (continued)

There were no gains or losses recognised in profit or loss with respect to these assets.

IFRS 13.93(f)

Refer to [Note 21.5](#) for details on the nature and extent of risks arising from financial instruments.

Commentary on IFRS accounting standards

IFRS 5 explains that disclosures in other standards do not apply to non-current assets (or disposal groups) classified as held for sale or discontinued operations unless those other standards require:

- ▶ Specific disclosures in respect of non-current assets (or disposal groups) classified as held for sale or discontinued operations
- ▶ Disclosures about the measurement of assets and liabilities within a disposal group that are not within the scope of the measurement requirements of IFRS 5 and such disclosures are not already provided in the other notes to the financial statements

The requirement in the second bullet above reflects the fact that such assets continue to be measured in accordance with the specific standard dealing with them. In practice, much of the requirements will be satisfied by the disclosure of accounting policies. The requirement for other disclosures will depend on the standard concerned. The illustration above reflects this circumstance, as the non-listed equity instruments is a financial instrument as defined in IFRS 9 and is therefore scoped out of the measurement requirements of IFRS 5.

While, the assets of discontinued operations are non-recurring fair value measurements under IFRS 13.93(a), equity instruments designated at fair value through OCI held by the discontinued operations are recurring fair value measurements since they are required to be measured at fair value at the end of each reporting period.

15. Income tax

On 23 May 2023, the International Accounting Standards Board (the Board) issued International Tax Reform - Pillar Two Model Rules - Amendments to IAS 12 which clarify that IAS 12 applies to income taxes arising from tax law enacted or substantively enacted to implement the Pillar Two model rules published by the OECD, including tax law that implements Qualified Domestic Minimum Top-up Taxes. The Group has adopted these amendments. However, they are not yet applicable for the current reporting year as the Group's consolidated revenue is currently below the threshold of €750 million.

Commentary on IFRS accounting standards

As the Group's consolidated revenues are less than EUR 750 million, it is not in the scope of the Pillar Two model rules. Therefore, neither the mandatory recognition and disclosure exception in IAS 12.4A nor the disclosure requirements in IAS 12.88A-88D apply to the Group. [Appendix E](#) illustrates the disclosures the Group would have made, if its annual revenues had exceeded EUR 750 million and Pillar Two model rules were (substantively) enacted in some or all of the jurisdictions it operates.

IAS 1.17(c)
IAS 12.88

Notes to the consolidated financial statement (continued)

15. Income tax (continued)

The major components of income tax expense for the years ended 31 December 2024 and 2023 are:

IAS 12.79

Consolidated profit or loss	2024	2023	
	€000	€000	
Current income tax:		Restated	
Current income tax charge	2,883	2,770	IAS 12.80(a)
Adjustments in respect of current income tax of previous year	(18)	(44)	IAS 12.80(b)
Deferred tax:			
Relating to origination and reversal of temporary differences	227	(493)	IAS 12.80(c)
Income tax expense reported in the statement of profit or loss	3,092	2,233	
Consolidated other comprehensive income	2024	2023	IAS 12.81(ab)
	€000	€000	
Deferred tax related to items recognised in OCI during in the year:			IAS 1.90
Net (gain)/loss on cash flow hedges	265	(10)	
Net change in costs of hedging	10	–	
Net loss on debt instruments at fair value through OCI	6	–	
Net (gain)/loss on equity instruments designated at fair value through OCI	8	(3)	
Revaluation of office properties in Euroland	(254)	–	
Net gain on hedge of net investment	(83)	–	
Remeasurement (gain)/loss on actuarial gains and losses	(110)	117	
Deferred tax charged to OCI	(158)	104	

Commentary on IFRS accounting standards

Deferred taxes related to the revaluation of office properties in Euroland have been calculated at the tax rate of the jurisdiction in which they are located (30% of the total revaluation of €846,000, see [Note 17](#)).

The tax effect of cash flow hedge instruments reflects the change in balances from 2023 to 2024 only for the effective portion (ineffectiveness has been accounted for directly in profit or loss). The reconciliation of these changes to the notes is difficult to directly observe. For illustrative purposes, a reconciliation is provided below (please note that the net change is also included in the statement of comprehensive income):

	Assets		Liabilities	
	2024	2023	2024	2023
	€000	€000	€000	€000
Foreign exchange forward contract assets (Note 21.1)	252	153	–	–
Foreign exchange forward contract liabilities (Note 21.2)	–	–	170	254
Commodity forward contract (Note 21.2)	–	–	980	–
Ineffectiveness of commodity contract (Note 13.2)	–	–	(65)	–
Amount transferred to inventories (Note 21.3)	–	–	183	–
Total balances	252	153	1,268	254
Net variation in OCI	99		1,014	
Net increase of cash flow hedge balances during 2024 (net liability and net loss)			915	
Tax rate			30%	
Tax gain			275	

Notes to the consolidated financial statement (continued)

15. Income tax (continued)

Reconciliation of tax expense and the accounting profit multiplied by Euroland's domestic tax rate for 2023 and 2024: IAS 12.81 (c)(i)

	2024	2023
	€000	€000
		Restated
Accounting profit before tax from continuing operations	11,088	8,880
Profit/(loss) before tax from a discontinued operation	213	(193)
Accounting profit before income tax	11,301	8,687
At Euroland's statutory income tax rate of 30% (2023: 30%)	3,390	2,606
Adjustments in respect of current income tax of previous years	(18)	(44)
Government grants exempted from tax	(316)	(162)
Utilisation of previously unrecognised tax losses	(231)	(89)
Share of results of an associate and joint ventures	(201)	(191)
Non-deductible expenses for tax purposes:		
Impairment of goodwill	60	-
Contingent consideration remeasurement (Note 8)	107	-
Other non-deductible expenses	10	-
Effect of higher tax rates in the United States	284	108
At the effective income tax rate of 27% (2023: 26%)	3,085	2,228
Income tax expense reported in the statement of profit or loss	3,092	2,233
Income tax attributable to a discontinued operation	(7)	(5)
	3,085	2,228

Commentary on IFRS accounting standards

The tax effects above can be reconciled using a 30% tax rate applied to the amounts in the following notes:

- ▶ Government grants ([Note 28](#)) upon recognition in the income statement.
- ▶ Unrecognised tax losses using the change in the amount mentioned in [Note 3](#) under the section headed *Taxes*.
- ▶ Impairment of goodwill in [Note 20](#) and contingent consideration expense in [Note 8](#).

Commentary on macroeconomic and geopolitical uncertainty

Increasing interest rates, slowing or negative economic growth, geopolitical risks, rising inflation and other factors may lead to an entity recognising asset impairments or forecasting future losses. These circumstances may involve uncertainties that an entity must consider in its analysis of the recoverability of deferred tax assets. Entities should update their projections of income for recent events. Tax losses that were otherwise expected to be utilised in the near term should be reviewed to determine if they might expire unutilised and how this would impact management's judgement on the amount of deferred tax asset to be recognised. Entities should further consider whether they need to provide additional disclosures to more fully explain the use of estimates or management's judgement in reaching its conclusions on the amount of unrecognised deferred tax assets.

Such judgements may include whether the tax laws were substantively enacted as of the reporting date, and the determination of the accounting for income tax credits. Similarly, the impact of expected or already enacted curtailments of previously introduced measures must be considered.

Notes to the consolidated financial statement (continued)

15. Income tax (continued)

Deferred tax

Deferred tax relates to the following:

	Consolidated statement of financial position		Consolidated statement of profit or loss		
	2024	2023	2024	2023	IAS
	€000	€000	€000	€000	12.81(gXi)
		Restated		Restated	IAS 12.81(gXii)
Accelerated depreciation for tax purposes	(2,838)	(599)	723	(298)	
Revaluations of investment properties to fair value	(1,330)	(1,422)	(92)	(90)	
Revaluations of office properties in Euroland to fair value	(254)	-	-	-	
Revaluations of equity instruments to fair value through profit or loss	(16)	(5)	11	3	
Revaluations of financial assets at fair value through OCI	13	(4)	-	-	
Revaluation of forward contracts and embedded derivatives	196	-	(196)	-	
Revaluation of a hedged loan to fair value	(11)	-	11	-	
Net gain on hedge of a net investment	(83)	-	-	-	
Share based payments	51	100	49	-	
Post-employment medical benefits	102	59	(43)	(33)	
Pension	813	834	(89)	55	
Revaluations of an interest rate swap (fair value hedge) to fair value	11	-	(11)	-	
Revaluations of cash flow hedges	270	30	35	-	
Expected credit losses of debt financial assets	110	70	(40)	3	
Contract liabilities for customer loyalty points	270	203	(67)	(199)	
Right-of-use assets	(246)	(267)	(421)	(62)	
Lease liabilities	322	339	17	42	
Convertible preference shares	91	55	(36)	(31)	
Losses available for offsetting against future taxable income	389	365	(24)	(44)	
Deferred tax expense/(benefit)			227	(654)	
Net deferred tax liabilities	(2,140)	(242)			
Reflected in the statement of financial position as follows:					
Deferred tax assets	389	365			
Deferred tax liabilities:					
Continuing operations	(2,454)	(607)			
Included in liabilities directly associated with the assets held for sale	(75)	-			
Deferred tax liabilities, net	(2,140)	(242)			

Commentary on IFRS accounting standards

The Group's lease payments are deductible upon payment for tax purposes. In accounting for the deferred tax relating to the lease, the Group considers both the lease asset and liability separately. The Group separately accounts for the deferred taxation on the taxable temporary difference and the deductible temporary difference, which upon initial recognition are equal and offset to zero. Deferred tax is recognised on subsequent changes to the taxable and temporary differences.

Notes to the consolidated financial statement (continued)

15. Income tax (continued)

Reconciliation of deferred tax liabilities, net	2024	2023
	€000	€000
		Restated
As of 1 January	(242)	(459)
Tax expense during the period recognised in profit or loss	(227)	493
Tax income/(expense) during the period recognised in OCI	(158)	104
Discontinued operation	(2)	–
Deferred taxes acquired in business combinations	(1,511)	(380)
As at 31 December	<u>(2,140)</u>	<u>(242)</u>

Commentary on IFRS accounting standards

Although not specifically required by IAS 1 or IAS 12, the reconciliation of the net deferred tax liability may be helpful.

As in some other disclosures included in this note, the cross reference with the amounts from which they are derived is not direct. Nevertheless, the reasonableness of each balance may be obtained from the respective notes by applying a 30% tax rate. The exception being the accelerated depreciation for tax purposes whose change during the year is mainly explained by the acquisition of Extinguishers Limited (see [Note 7](#)).

The Group has tax losses that arose in Euroland of €427,000 (2023: €1,198,000) that are available indefinitely for offsetting against future taxable profits of the companies in which the losses arose.

IAS 12.81(e)

Deferred tax assets have not been recognised in respect of these losses as they may not be used to offset taxable profits elsewhere in the Group, they have arisen in subsidiaries that have been loss-making for some time, and there are no other tax planning opportunities or other evidence of recoverability in the near future. If the Group were able to recognise all unrecognised deferred tax assets, the profit would increase by €128,000 (2023: €359,400).

IAS 12.37
IAS 12.81(e)

The temporary differences associated with investments in the Group's subsidiaries, associate and joint venture, for which a deferred tax liability has not been recognised in the periods presented, aggregate to €1,745,000 (2023: €1,458,000). The Group has determined that the undistributed profits of its subsidiaries, joint venture or associate will not be distributed in the foreseeable future. The Group has an agreement with its associate that the profits of the associate will not be distributed until it obtains the consent of the Group. The Group does not anticipate giving such consent at the reporting date. Furthermore, the Group's joint venture will not distribute its profits until it obtains the consent of all venture partners.

IAS 12.81(f)

IAS 12.82A

There are no income tax consequences attached to the payment of dividends in either 2024 or 2023 by the Group to its shareholders.

Commentary on IFRS accounting standards

IAS 1.61 requires an entity to separately disclose the line items that are included in the amounts expected to be recovered or settled within 12 months and more than 12 months after the reporting date. Deferred tax assets and liabilities may be considered one example, for items comprising such amounts. However, IAS 1.56, in contrast, does not permit presentation of those items as current, which suggests that providing the disclosures required by IAS 1.61 does not apply to deferred tax assets and liabilities. Therefore, the Group did not provide disclosures of the expected recovery and settlement of its deferred tax assets.

Commentary on climate-related matters

Entities should assess the impact of climate-related matters on future taxable profits and whether they are sufficient to recover the deferred tax assets. The assumptions used in these estimations should be consistent with those used elsewhere in the financial statements. Entities should also consider whether there are enacted or substantively enacted climate-related changes to tax legislation that might have a significant impact on the income taxes that the entity expects to pay.

Notes to the consolidated financial statement (continued)

16. Earnings per share (EPS)

The following table reflects the income and share data used in the basic and diluted EPS calculations:

	2024	2023	
	€000	€000	
Profit attributable to ordinary equity holders of the parent:		Restated	
Continuing operations	7,708	6,408	
Discontinued operations	220	(188)	
Profit attributable to ordinary equity holders of the parent for basic earnings	7,928	6,220	IAS 33.70(a)
Interest on convertible preference shares	247	238	
Profit attributable to ordinary equity holders of the parent adjusted for the effect of dilution	8,175	6,458	IAS 33.70(a)
	2024	2023	
	Thousands	Thousands	IAS 33.70(b)
Weighted average number of ordinary shares for basic EPS*	20,797	19,064	
Effects of dilution from:			
Share options	112	177	
Convertible preference shares	833	833	
Weighted average number of ordinary shares adjusted for the effect of dilution*	21,742	20,074	IAS 33.70(b)

* The weighted average number of shares takes into account the weighted average effect of changes in treasury shares during the year. IAS 33.70(d)

There have been no other transactions involving ordinary shares or potential ordinary shares between the reporting date and the date of authorisation of these financial statements.

To calculate the EPS for discontinued operations ([Note 14](#)), the weighted average number of ordinary shares for both the basic and diluted EPS is as per the table above. The following table provides the profit/(loss) amount used:

	2024	2023
	€000	€000
Profit/(loss) attributable to ordinary equity holders of the parent from discontinued operations for the basic and diluted EPS calculations	220	(188)

Commentary on IFRS accounting standards

Entities should be aware of the requirement in IAS 33.70(c) to disclose "Instruments (including contingently issuable shares) that could potentially dilute basic earnings per share in the future, but were not included in the calculation of diluted earnings per share because they are antidilutive for the period(s) presented".

Notes to the consolidated financial statement (continued)

17. Property, plant and equipment

	Freehold land and buildings	Office properties in Euroland	Construction in progress	Plant and machinery	Other equipment	Total	IAS 1.78(a) IAS 16.73(e) IAS 16.73(d)
	€000	€000	€000	€000	€000	€000	
Cost or valuation							
At 1 January 2023	10,765	1,122	–	17,657	5,500	35,044	
Additions	1,587	–	–	6,048	150	7,785	
Acquisition of a subsidiary (Note 8)	1,280	–	–	–	–	1,280	
Disposals	(3,381)	–	–	(49)	–	(3,430)	
Exchange differences	10	–	–	26	–	36	
At 31 December 2023	10,261	1,122	–	23,682	5,650	40,715	
Additions	1,612	–	4,500	4,403	190	10,705	
Acquisition of a subsidiary (Note 8)	2,897	–	–	4,145	–	7,042	
Disposals	–	–	–	(4,908)	–	(4,908)	
Assets held for sale (Note 14)	(4,144)	–	–	(3,980)	–	(8,124)	
Revaluation adjustment	–	846	–	–	–	846	IFRS 13.93(e)(ii)
Transfer*	–	(219)	–	–	–	(219)	IAS 16.35(b)
Exchange differences	30	–	–	79	–	109	
At 31 December 2024	10,656	1,749	4,500	23,421	5,840	46,166	
Depreciation and impairment							
At 1 January 2023	4,061	99	–	11,044	900	16,104	
Depreciation charge for the year	351	3	–	2,278	450	3,082	
Impairment (Note 20)	–	–	–	301	–	301	
Disposals	(3,069)	–	–	(49)	–	(3,118)	
Exchange differences	5	–	–	12	–	17	
At 31 December 2023	1,348	102	–	13,586	1,350	16,386	
Depreciation charge for the year**	383	117	–	2,827	470	3,797	
Disposals	–	–	–	(3,450)	–	(3,450)	
Assets held for sale (Note 14)	(1,283)	–	–	(2,094)	–	(3,377)	
Transfer*	–	(219)	–	–	–	(219)	
Exchange differences	20	–	–	30	–	50	
At 31 December 2024	468	–	–	10,899	1,820	13,187	
Net book value							
At 1 January 2023	6,704	1,023	–	6,613	4,600	18,940	
At 31 December 2023	8,913	1,020	–	10,096	4,300	24,329	
At 31 December 2024	10,188	1,749	4,500–	12,522	4,020	32,979	

* This transfer relates to the accumulated depreciation as at the revaluation date that was eliminated against the gross carrying amount of the revalued asset.

** Depreciation for the year excludes an impairment loss of €110,000 (see [Note 14](#)).

Commentary on IFRS accounting standards

If a lessee does not present right-of-use assets separately in the statement of financial position, IFRS 16.47 requires the right-of-use assets to be included within the same line item that the corresponding underlying assets would be presented in if they were owned. If the Group had included its right-of-use assets within property, plant and equipment, a column for the right-of-use assets would be included in the above table with a cross-reference to the details in [Note 31](#).

Notes to the consolidated financial statement (continued)

17. Property, plant and equipment (continued)

In 2023, the impairment loss of €301,000 represented the write-down of certain property, plant and equipment in the fire prevention segment to the recoverable amount as a result of technological obsolescence. This was recognised in the statement of profit or loss as cost of sales. The recoverable amount of €5,679,000 as at 31 December 2023 was based on value in use and was determined at the level of the CGU. The CGU consisted of the Euroland-based assets of Sprinklers Limited, a subsidiary. In determining value in use for the CGU, the cash flows were discounted at a rate of 12.4% on a pre-tax basis.

IAS 36.126(a)
IAS 36.130

Capitalised borrowing costs

The Group started the construction of a new fire safety facility in February 2024. This project is expected to be completed in February 2025. The carrying amount of the fire safety facility at 31 December 2024 was €3,000,000 (2023: Nil). The fire safety facility is financed by a third party in a common arrangement.

The amount of borrowing costs capitalised during the year ended 31 December 2024 was €303,000 (2023: Nil). The rate used to determine the amount of borrowing costs eligible for capitalisation was 11%, which is the EIR of the specific borrowing.

IAS 23.26(a)
IAS 23.26(b)

Land and buildings

Land and buildings with a carrying amount of €7,400,000 (2023: €5,000,000) are subject to a first charge to secure two of the Group's bank loans.

IAS 16.74(a)

Assets under construction

Included in property, plant and equipment at 31 December 2024 was an amount of €1,500,000 (2023: Nil) relating to expenditure for a plant in the course of construction.

IAS 16.74(b)

Equipment received from customers

In 2024, the Group received €190,000 (2023: €150,000) of equipment from customers to be utilised in the production process. The initial gross amount was estimated at fair value by reference to the market price of these assets on the date on which control is obtained.

IAS 16.73(a)
IFRS 15.66
IFRS 15.69

Disposals of property, plant and equipment

In 2024, the Group sold equipment with a total net carrying amount of €1,458,000 for a cash consideration of €1,990,000. In 2023, the Group sold freehold land and a building with a net carrying amount of €312,000 for a cash consideration of €2,319,000. The net gains on these disposals were recognised as part of other operating income in the statement of profit or loss ([Note 13](#)).

IAS 16.68A
IAS 16.71
IAS 16.72

Revaluation of office properties in Euroland

Management determined that the office properties in Euroland constitute a separate class of property, plant and equipment, based on the nature, characteristics and risks of the property.

IFRS 13.94

The fair value of the properties was determined using the market comparable method. The valuations have been performed by the valuer and are based on proprietary databases of prices of transactions for properties of similar nature, location and condition. As at the dates of revaluation on 1 January and 31 December 2024, the properties' fair values are based on valuations performed by Chartered Surveyors & Co., an accredited independent valuer who has valuation experience for similar office properties in Euroland since 2014. A net gain from the revaluation of the office properties in Euroland of €846,000 in 2024 was recognised in OCI.

IAS 16.77(b)
IFRS 13.93(d)

Fair value measurement disclosures for the revalued office properties are provided in [Note 12](#).

Significant unobservable valuation input:

Range

IFRS

Price per square metre

€325 - €350

13.93(h)(i)

Significant increases (decreases) in estimated price per square metre in isolation would result in a significantly higher (lower) fair value on a linear basis.

Notes to the consolidated financial statement (continued)

17. Property, plant and equipment (continued)

Reconciliation of carrying amount

IFRS 13.93(e)

	€000
Carrying amount as at 1 January 2024*	1,020
Level 3 revaluation gain recognised due to change in accounting policy to revaluation model as at 1 January 2023	1,210
Carrying amount and fair value as at 1 January 2024	2,230
Depreciation for the year	(117)
Level 3 revaluation loss on revaluation as at 31 December 2024	(364)
Carrying amount and fair value as at 31 December 2024	1,749

* The Group changed the accounting policy with respect to the measurement of office properties in Euroland as at 1 January 2024 on a prospective basis. Therefore, the fair value of the office properties in Euroland was not measured at 1 January 2023.

If the office properties in Euroland were measured using the cost model, the carrying amounts would be, as follows:

IAS 16.77(e)

	2024
	€000
Cost	1,122
Accumulated depreciation and impairment	(105)
Net carrying amount	1,017

Commentary on IFRS accounting standards

The Group has changed its accounting policy to measure the office properties in Euroland at the revalued amount in accordance with IAS 16. Under IAS 16.36, if an item of property, plant and equipment is revalued, the entire class of property, plant and equipment to which that asset belongs should be revalued. IAS 16.37 defines a class of property, plant and equipment as a grouping of assets of similar nature and use in an entity's operations. The Group determined that office properties in Euroland constitute separate class of property, plant and equipment, based on their nature, characteristics and risks.

Under IAS 16.31, the revalued amount of an item of property, plant and equipment is its fair value at the date of revaluation less any subsequent accumulated depreciation and subsequent accumulated impairment losses. Revaluations shall be made with sufficient regularity to ensure that the carrying amount does not differ materially from that which would be determined using fair value at the end of reporting period. Due to significant volatility of the fair value of office properties in Euroland during 2024 the Group performed a revaluation as at 31 December 2024.

Fair value was determined using the market comparable method. This means that valuations performed are based on prices of transactions involving properties of a similar nature, location and condition. Since this valuation was performed using a significant non-observable input, the fair value was classified as a Level 3 measurement.

Since revaluations of property, plant and equipment in accordance with IAS 16 represent a recurring fair value measurement, the Group disclosed the information required by IFRS 13.93 for recurring fair value measurements. The disclosures provided are based on Example 17 from the Illustrative examples to IFRS 13. It is assumed in these illustrative financial statements that only one unobservable input, price per square metre, was used by the valuers. In practice, the market comparable method may require the use more than one unobservable input. In such cases, the disclosures would cover the additional significant unobservable inputs.

IFRS 13.99 requires an entity to present the quantitative disclosures of IFRS 13 in a tabular format, unless another format is more appropriate. The Group included the quantitative disclosures in a tabular format.

Commentary on climate-related matters

Entities should consider the impact of climate-related matters on the useful life and residual value of property, plant and equipment. The introduction of legislation or other regulations may result in a reduction of the useful life of assets, compared to original forecasts. Entities may also need to assess depreciation rates to increase the rate of depreciation of these assets. Furthermore, new legislation may introduce new or stricter obligations to decommission assets and, as a result, may give rise to new or remeasured provisions for decommissioning.

For further commentary, see [Note 2.3 j\)](#) and [Note 12](#) above.

Notes to the consolidated financial statement (continued)

18. Investment properties

	2024	2023	IAS 40.76
	€000	€000	
Opening balance at 1 January	7,983	7,091	
Additions (subsequent expenditure)	1,216	1,192	
Net loss from fair value remeasurement	(306)	(300)	
Closing balance at 31 December	8,893	7,983	

The Group's investment properties consist of two commercial properties in Euroland. Management determined that the investment properties consist of two classes of assets – office and retail – based on the nature, characteristics and risks of each property.

As at 31 December 2024 and 2023, the fair values of the properties are based on valuations performed by Chartered Surveyors & Co., an accredited independent valuer. Chartered Surveyors & Co. is a specialist in valuing these types of investment properties. A valuation model in accordance with that recommended by the International Valuation Standards Committee has been applied. IAS 40.75(e)

	2024	2023	IAS 40.75(f)
	€000	€000	
Rental income derived from investment properties	1,404	1,377	
Direct operating expenses (including repairs and maintenance) generating rental income (included in cost of sales)	(101)	(353)	IAS 40.75(f)(ii)
Direct operating expenses (including repairs and maintenance) that did not generate rental income (included in cost of sales)	(37)	(127)	IAS 40.75(f)(iii)
Profit arising from investment properties carried at fair value	1,266	897	

The Group has no restrictions on the realisability of its investment properties and no contractual obligations to purchase, construct or develop investment properties or for repairs, maintenance and enhancements. IAS 40.75(g)
IAS 40.75(h)

Fair value hierarchy disclosures for investment properties are in [Note 12](#).

Reconciliation of fair value:

	Investment properties	
	Office properties	Retail properties
	€000	€000
As at 1 January 2023	3,397	3,694
Remeasurement recognised in profit or loss	(144)	(156)
Purchases	571	621
As at 31 December 2023	3,824	4,159
Remeasurement recognised in profit or loss (in other operating expenses)	(147)	(159)
Purchases	583	633
As at 31 December 2024	4,260	4,633

Description of valuation techniques used and key inputs to valuation of investment properties:

	Valuation technique	Significant unobservable inputs	Range (weighted average)		IFRS 13.93(d)
			2024	2023	
Office properties	DCF method (refer below)	Estimated rental value per sqm per month	€10 - €25 (€20)	€9 - €23 (€16)	
		Rent growth p.a.	1.75%	1.76%	
		Long-term vacancy rate	3% - 10% (5%)	3% - 9% (4%)	
		Discount rate	6.5%	6.3%	
Retail properties	DCF method (refer below)	Estimated rental value per sqm per month	€15 - €35 (€22)	€14 - €33 (€21)	
		Rent growth p.a.	1%	1.2%	
		Long-term vacancy rate	4% - 12% (7%)	4% - 13% (8.5%)	
		Discount rate	6.5%	6.3%	

Notes to the consolidated financial statement (continued)

18. Investment properties (continued)

Using the DCF method, fair value is estimated using assumptions regarding the benefits and liabilities of ownership over the asset's life including an exit or terminal value. This method involves the projection of a series of cash flows on a real property interest. To this projected cash flow series, a market-derived discount rate is applied to establish the present value of the income stream associated with the asset. The exit yield is normally separately determined and differs from the discount rate.

The duration of the cash flows and the specific timing of inflows and outflows are determined by events such as rent reviews, lease renewal and related re-letting, redevelopment, or refurbishment. The appropriate duration is typically driven by market behaviour that is a characteristic of the class of real property. Periodic cash flow is typically estimated as gross income less vacancy, non-recoverable expenses, collection losses, lease incentives, maintenance cost, agent and commission costs and other operating and management expenses. The series of periodic net operating income, along with an estimate of the terminal value anticipated at the end of the projection period, is then discounted.

Significant increases (decreases) in estimated rental value and rent growth per annum in isolation would result in a significantly higher (lower) fair value of the properties. Significant increases (decreases) in the long-term vacancy rate and discount rate (and exit yield) in isolation would result in a significantly lower (higher) fair value.

Generally, a change in the assumption made for the estimated rental value is accompanied by a directionally similar change in the rent growth per annum and discount rate (and exit yield), and an opposite change in the long-term vacancy rate. *IFRS 13.93(h)(i)*

Commentary on IFRS accounting standards

The Group has elected to value investment properties at fair value in accordance with IAS 40.

If, for recurring and non-recurring fair value measurements, the highest and best use of a non-financial asset differs from its current use, an entity must disclose that fact and the reason why the asset is being used in a manner that differs from its highest and best use (IFRS 13.93(i)). The Group has assessed that the highest and best use of its properties does not differ from their current use. An example of what might be disclosed if the highest and best use of the Group's retail property is determined to be other than its current use is, as follows:

- ▶ The Group has determined that the highest and best use of the property used for office space is its current use.
- ▶ The highest and best use of the retail property at the measurement date would be to convert the property for residential use. For strategic reasons, the property is not being used in this manner.

In addition to the disclosure requirements in IFRS 13, IAS 1 requires disclosure of the significant judgements management has made about the future and sources of estimation uncertainty. IAS 1.129(b) includes, as an example of such a disclosure, the sensitivity of carrying amounts to the methods, assumptions and estimates underlying their calculation, including the reasons for the sensitivity. As such, information beyond that required by IFRS 13.93(h) may be needed in some circumstances.

IAS 40 permits investment properties to be carried at historical cost less accumulated depreciation and any accumulated impairment losses. If the Group accounted for investment properties at cost, information about the cost basis and depreciation rates (similar to the requirement under IAS 16 for property, plant and equipment) would be required. IAS 40.79(e) requires disclosure of fair value of the properties. For the purpose of this disclosure, the fair value is required to be determined in accordance with IFRS 13. Also, in addition to the disclosures under IAS 40, IFRS 13.97 requires disclosure of:

- ▶ The level at which fair value measurement is categorised i.e., Level 1, Level 2 or Level 3
- ▶ A description of valuation technique and inputs, for Level 2 or Level 3 fair value measurement
- ▶ If the highest and best use differs from the current use of the asset, that fact and the reason

IFRS 13.99 requires an entity to present the quantitative disclosures of IFRS 13 in a tabular format, unless another format is more appropriate. The Group included the quantitative disclosures in tabular format, above.

Notes to the consolidated financial statement (continued)

18. Investment properties (continued)

Commentary on macroeconomic and geopolitical uncertainty

The impact on fair value measurement arising from the current macroeconomic and geopolitical uncertainty and market disruptions varies across countries, markets and industries. When valuations are subject to significant measurement uncertainty due to the current environment and there is a wider range of estimates for FVM, the entity is required to apply judgement to determine the point within that range that is most representative of FVM in the circumstances.

While market volatility may suggest that the prices are aberrations and do not reflect fair value, it would not be appropriate for an entity to disregard market prices at the measurement date, unless those prices are from transactions that are not orderly.

A significant increase or decrease in volume or activity in a market can also influence the valuation techniques used in the FVM. Entities will need to assess how those techniques are applied and whether inputs are observable at the measurement date.

19. Intangible assets and goodwill

	Development costs	Patents and licences with definite useful life	Licences with indefinite useful life	Goodwill	Total	
	€000	€000	€000	€000	€000	IAS 38.118(c) IAS 38.118(e)
Cost						
At 1 January 2023	1,585	395	240	119	2,339	
Additions - internally developed	390	-	-	-	390	
Acquisition of a subsidiary (restated*)	-	-	-	131	131	
At 31 December 2023	1,975	395	240	250	2,860	
Additions - internally developed	587	-	-	-	587	
Acquisition of a subsidiary	-	30	1,170	2,231	3,431	
Assets held for sale	-	(138)	-	-	(138)	
At 31 December 2024	2,562	287	1,410	2,481	6,740	
Amortisation and impairment						
At 1 January 2023	165	60	-	-	225	
Amortisation	124	50	-	-	174	
At 31 December 2023	289	110	-	-	399	
Amortisation	95	30	-	-	125	
Impairment (Note 20)	-	-	-	200	200	
Assets held for sale	-	(3)	-	-	(3)	
At 31 December 2024	384	137	-	200	721	
Net book value						
At 1 January 2023	1,420	335	240	119	2,114	
At 31 December 2023 (restated*)	1,686	285	240	250	2,461	
At 31 December 2024	2,178	150	1,410	2,281	6,019	

* The amount of goodwill is restated and does not correspond to the figures in 2023 financial statements since adjustments to the final valuation of acquisition of Lightbulbs Limited were made, as detailed in [Note 8](#).

There are two fire prevention research and development projects: one is to improve fire detection and sprinkler systems and the other is related to fire-retardant fabrics for motor vehicles and aircraft.

Acquisition during the year

Patents and licences include intangible assets acquired through business combinations. The patents have been granted for a minimum of 10 years by the relevant government agency, whilst licences have been acquired with the option to renew at the end of the period at little or no cost to the Group. Previous licences acquired have been renewed and have allowed the Group to determine that these assets have indefinite useful lives. As at 31 December 2024, these assets were tested for impairment ([Note 20](#)).

Notes to the consolidated financial statement (continued)

20. Goodwill and intangible assets with indefinite useful lives

For impairment testing goodwill acquired through business combinations and licences with indefinite useful lives are allocated to the electronics and fire prevention equipment CGUs, which are also operating and reportable segments.

Carrying amount of goodwill and licences allocated to each of the CGUs:

	Electronics unit		Fire prevention equipment unit		Total		
	2024	2023	2024	2023	2024	2023	
	€000	€000	€000	€000	€000	€000	
Goodwill	50	250	2,231	–	2,281	250	IAS 36.134(a)
Licences	360	–	1,050	240	1,410	240	IAS 36.134(b)

The Group performed its annual impairment test in October 2024 and 2023. The Group considers the relationship between its market capitalisation and its book value, amongst other factors, when reviewing for indicators of impairment. As at 31 December 2024, the market capitalisation of the Group was below the book value of its equity, indicating a potential impairment of goodwill and impairment of the assets of the operating segments. In addition, the overall decline in construction and development activities around the world, as well as the ongoing economic uncertainty, have led to a decreased demand in both the fire prevention equipment and electronics CGUs.

Electronics CGU

The recoverable amount of the electronics CGU of €37,562,000 as at 31 December 2024 has been determined based on a value in use calculation using cash flow projections from financial budgets approved by senior management covering a five-year period. The projected cash flows have been updated to reflect the decreased demand for products and services. The pre-tax discount rate applied to cash flow projections is 15.5% (2023: 12.1%) and cash flows beyond the five-year period are extrapolated using a 3.0% growth rate (2023: 5.0%) that is the same as the long-term average growth rate for the electronics industry. It was concluded that the fair value less costs of disposal did not exceed the value in use. As a result of this analysis, management has recognised an impairment charge of €200,000 in the current year against goodwill with a carrying amount of €250,000 as at 31 December 2023. The impairment charge is recorded within administrative expenses in the statement of profit or loss.

IAS 36.130(e)
IAS 36.134(dXiii)
IAS 36.134(dXiv)
IAS 36.134(dXv)
IAS 36.126(a)

Fire prevention equipment CGU

The recoverable amount of the fire prevention equipment CGU is also determined based on a value in use calculation using cash flow projections from financial budgets approved by senior management covering a five-year period. The projected cash flows have been updated to reflect the decreased demand for products and services. The pre-tax discount rate applied to the cash flow projections is 14.4% (2023: 12.8%). The growth rate used to extrapolate the cash flows of the unit beyond the five-year period is 4.1% (2023: 3.8%). This growth rate exceeds the industry average growth rate by 0.75%. Management of the fire prevention equipment unit believes this growth rate is justified based on the acquisition of Extinguishers Limited. This acquisition has resulted in the Group obtaining control of an industry patent, thereby preventing other entities from manufacturing a specialised product for a period of 10 years. The Group has an option to renew the patent after the 10 years have expired. As a result of the analysis, there is headroom of €5,674,000 and management did not identify an impairment for this CGU.

IAS 36.130(e)
IAS 36.134(c)
IAS 36.134(dXiii)
IAS 36.134(dXiv)
IAS 36.134(dXv)

Key assumptions used in value in use calculations and sensitivity to changes in assumptions

The calculation of value in use for both electronics and fire prevention equipment units is most sensitive to the following assumptions:

IAS 36.134(dXi)
IAS 36.134(dXii)
IAS 36.134(f)
IAS 36.134(fXii)
IAS 36.134(fXiii)

- Gross margins
- Discount rates
- Raw materials price inflation
- Market share during the forecast period
- Growth rates used to extrapolate cash flows beyond the forecast period

Notes to the consolidated financial statement (continued)

20. Goodwill and intangible assets with indefinite useful lives (continued)

Climate-related matters - The Group constantly monitors climate-related risks, including physical risks and transition risks, when measuring the recoverable amount. While the Group does not believe its operations are currently significantly exposed to physical risk, the value-in-use may be impacted in several different ways by transition risk, such as climate-related legislation, climate-related regulations and changes in demand for the Group's products. Even though the Group has concluded that no single climate-related assumption is a key assumption for the 2024 test of goodwill, the Group has incorporated its expectations for the following: increased costs of emissions under the emission trading scheme it is subject to; expectations for increased demand for goods sold by the Group's fire prevention equipment CGU; and expected cost increases due to stricter recycling requirements in the cash-flow forecasts in assessing value-in-use amounts.

Commentary on climate-related matters

When measuring the value-in-use, IAS 36.33 (a) requires an entity to "base cash flow projections on reasonable and supportable assumptions that represent management's best estimate of the range of economic conditions that will exist over the remaining useful life of the asset". Entities must consider whether climate-related risks, including physical risks and transition risks, will have an impact on the viability of their business going forward, and whether and how such risks will impact the legal, technological and market environment in which they operate.

For example, the business models of some entities may no longer be viable in the jurisdiction in which they operate as a result of the transition to a climate-neutral future, and existing business models might be replaced or become obsolete. Other entities may be impacted by changing trends in consumer behaviour or rising costs due to stricter demands regarding emissions and recycling.

To the extent that an asset or CGU's recoverable amount is sensitive to climate-related assumptions, entities must consider whether those assumptions must be disclosed separately as key assumptions potentially together with, e.g., sensitivity disclosures. See [Note 12](#) for further discussion of the impact of climate-related matters on fair value measurement.

Gross margins Gross margins are based on average values achieved in the three years preceding the beginning of the budget period. The gross margins for the electronics CGU and the fire prevention equipment CGU were 22.17% and 26.03%, respectively. These are increased over the budget period for anticipated efficiency improvements. An increase of 1.5% per annum was applied for the electronics unit and 2% per annum for the fire prevention equipment unit.

Decreased demand can lead to a decline in the gross margin. Any decrease in the gross margin would result in a further impairment in the electronics unit. A decrease in the gross margin by 5.0% would result in impairment in the fire prevention equipment unit.

Discount rates Discount rates represent the current market assessment of the risks specific to each CGU, taking into consideration the time value of money and individual risks of the underlying assets that have not been incorporated in the cash flow estimates. The discount rate calculation is based on the specific circumstances of the Group and its operating segments and is derived from its weighted average cost of capital (WACC). The WACC takes into account both debt and equity. The cost of equity is derived from the expected return on investment by the Group's investors. The cost of debt is based on the interest-bearing borrowings the Group is obliged to service. Segment-specific risk is incorporated by applying individual beta factors. The beta factors are evaluated annually based on publicly available market data. Adjustments to the discount rate are made to factor in the specific amount and timing of the future tax flows in order to reflect a pre-tax discount rate.

Any rise in the pre-tax discount rate from the current level of 15.5% in the electronics unit would result in a further impairment. A rise in the pre-tax discount rate to 15.6% (i.e. +1.2%) in the fire prevention equipment unit would result in impairment.

Raw materials price inflation Estimates are obtained from published indices for the countries from which materials are sourced, as well as data relating to specific commodities. Forecast figures are used if data is publicly available (principally for Euroland and the United States), otherwise past actual raw material price movements are used as an indicator of future price movements.

Notes to the consolidated financial statement (continued)

20. Goodwill and intangible assets with indefinite useful lives (continued)

Management has considered the possibility of greater-than-forecast increases in raw material price inflation. This may occur if anticipated regulatory changes result in an increase in demand that cannot be met by suppliers. Forecast price inflation lies within a range of 1.9% to 2.6% for the electronics unit and 2.1% to 4.5% for the fire prevention equipment unit, depending on the country from which materials are purchased. In the electronics unit, any increases in the prices of raw materials would result in a further impairment. If prices of raw materials increase on average by 0.5% more than the forecast price inflation, the fire prevention equipment unit will have a further impairment.

Market share assumptions When using industry data for growth rates (as noted below), these assumptions are important because management assesses how the unit's position, relative to its competitors, might change over the forecast period. Management expects the Group's share of the electronics market (20%) to be stable over the forecast period. Management expects the Group's position in the fire prevention equipment market relative to its competitors to strengthen following the acquisition of Extinguishers Limited. The Group's market share in the fire prevention equipment market is currently 37%.

Although management expects the Group's market share of the electronics market to be stable over the forecast period, any decline in the market share would result in a further impairment in the electronics unit. Similarly, a decline in market share in the fire prevention equipment market by 20% would result in impairment in the fire prevention equipment unit.

Growth rate estimates Rates are based on published industry research. For the reasons explained above, the long-term rate used to extrapolate the budget for the fire prevention equipment unit includes an adjustment on account of the acquisition of a significant industry patent.

Management recognises that the speed of technological change and the possibility of new entrants can have a significant impact on growth rate assumptions. The effect of new entrants is not expected to have an adverse impact on the forecasts, but could yield a reasonably possible alternative to the estimated long-term growth rate of 5.2% for the electronics unit and 8.4% for the fire prevention equipment unit. Any reduction in the long-term growth rate in the electronics unit would result in a further impairment. For the fire prevention equipment unit, a reduction by 0.3% in the long-term growth rate would result in impairment.

Commentary on IFRS accounting standards

The Group has determined the recoverable amounts of its cash generating units (CGUs) based on value in use under IAS 36. If the recoverable amounts are determined using fair value less costs of disposal, IAS 36.134(e) requires disclosure of the valuation technique(s) and other information including: the key assumptions used, a description of management's approach to each key assumption, the level of fair value hierarchy and the reason(s) for changing valuation techniques, if there is any change. Furthermore, if fair value less cost of disposal is determined using discounted cash flow projections, additional information such as the period of cash flow projections, growth rate used to extrapolate cash flow projections and the discount rate(s) applied to the cash flow projections are required to be disclosed. An entity is not required to provide disclosures required under IFRS 13, these disclosures under IAS 36.134(e) are similar to those under IFRS 13.

IAS 36.134(d)(i) requires disclosure of key assumptions made for each CGU for which the carrying amount of goodwill or intangible assets with indefinite useful lives allocated is significant in comparison with the entity's total carrying amount of goodwill or intangible assets with indefinite useful lives. While the disclosures above have been provided for illustrative purposes, companies need to evaluate the significance of each assumption used for the purpose of this disclosure.

IAS 36.134(f) requires disclosures of sensitivity analysis for each CGU for which the carrying amount of goodwill or intangible assets with indefinite useful lives allocated to that CGU is significant in comparison with the entity's total carrying amount of goodwill or intangible assets with indefinite useful lives. These disclosures are made if a reasonably possible change in a key assumption used to determine the CGU's recoverable amount would cause its carrying amount to exceed its recoverable amount. The Group has made these disclosures for all the key assumptions for the electronics unit, since there is an impairment charge during the year and the carrying amount equals recoverable amount, and for the fire prevention equipment unit, as it is believed that a reasonably possible change in the key assumptions may cause impairment. Entities need to also take into account the consequential effect of a change in one assumption on other assumptions, as part of the sensitivity analyses when determining the point at which the recoverable amount equals the carrying amount (IAS 36.134(f)(iii)). The Group has considered this in the disclosures herein.

Notes to the consolidated financial statement (continued)

21. Financial assets and financial liabilities

21.1 Financial assets

	2024 €000	2023 €000	IFRS 7.6 IFRS 7.8
Derivatives not designated as hedging instruments			
Foreign exchange forward contracts	640	–	
Embedded derivatives	210	–	
Derivatives designated as hedging instruments			
Foreign exchange forward contracts	252	153	
Financial assets at fair value through profit or loss			
Listed equity investments	337	300	
Equity instruments designated at fair value through OCI			
Non-listed equity investments			IFRS 7.11A(a)
Power Limited	417	205	IFRS 7.11A(c)
Power Supplier Inc.	258	185	
Electronics Manufacturing Inc.	70	151	
Electronics Seller Inc.	293	–	
Electronic Test Ltd.	–	308	
Electronics Supplier Ltd.	–	49	
	1,038	898	
Debt instruments at fair value through OCI			
Quoted debt instruments	1,622	1,610	
Total financial assets at fair value	4,099	2,961	
Debt instruments at amortised cost			
Trade receivables (Note 23)	25,672	22,290	
Loan to an associate	200	–	
Loan to a director	13	8	
Total financial assets*	29,984	25,259	
Total current	26,223	22,443	
Total non-current	3,761	2,816	

* Financial assets, other than cash and short-term deposits

Derivatives not designated as hedging instruments reflect the positive change in fair value of those foreign exchange forward contracts that are not designated in hedge relationships, but are, nevertheless, intended to reduce the level of foreign currency risk for expected sales and purchases. IFRS 7.32A

Derivatives designated as hedging instruments reflect the positive change in fair value of foreign exchange forward contracts, designated as cash flow hedges to hedge highly probable forecast sales in US dollars (USD).

Financial assets at fair value through profit or loss include investments in listed equity shares. Fair values of these equity shares are determined by reference to published price quotations in an active market.

Equity instruments designated at fair value through OCI include investments in equity shares of non-listed companies. The Group holds non-controlling interests (between 2% and 9%) in these companies. These investments were irrevocably designated at fair value through OCI as the Group considers these investments to be strategic in nature. IFRS 7.11A(b)

In 2024, the Group sold its equity interest in Electronics Supplier Ltd. as this investment no longer coincides with the Group's investment strategy. The fair value on the date of sale is €50,000 and the accumulated gain recognised in OCI of €7,000 was transferred to retained earnings. In 2024, the Group received dividends in the amount of €3,000 from Power Limited. IFRS 7.11A(e)
IFRS 7.11B

Notes to the consolidated financial statement (continued)

21. Financial assets and financial liabilities (continued)

21.1 Financial assets (continued)

Debt instruments at fair value through OCI include investments in quoted government and corporate bonds. Fair values of these debt instruments are determined by reference to published price quotations in an active market.

Debt instruments at amortised cost include trade receivables and receivables from related parties.

Commentary on IFRS accounting standards

IFRS 7.11A requires disclosure of which investments in equity instruments have been designated to be measured at fair value through OCI and the fair value of each such investment at the end of the reporting period. For illustrative purposes, the Group provided disclosure for each individual investment.

Entities will need to apply the concept of materiality for this disclosure requirement, such that disclosures are provided separately for investments that are themselves material and aggregated disclosures may suffice for immaterial items.

21.2 Financial liabilities: Interest-bearing loans and borrowings

	Interest rate	Maturity	2024	2023	IFRS 7.7
	%		€000	€000	
Current interest-bearing loans and borrowings					
Lease liabilities (Note 31)	4.5-7.8	2025	455	418	
Bank overdrafts	EURIBOR+1.0	On demand	966	2,650	
€1,500,000 bank loan	EURIBOR+0.5	1 Nov 2025	1,411	–	
€2,200,000 bank loan	EURIBOR+0.5	31 Mar 2024	–	74	
Total current interest-bearing loans and borrowings			2,832	3,142	
Non-current interest-bearing loans and borrowings					
Lease liabilities (Note 31)	4.5-7.8	2026-2037	2,706	2,553	
8% debentures	8.2	2026-2031	3,374	3,154	
8.25% secured loan of USD3,600,000	*SOFR+0.2	31 May 2029	2,246	–	
Secured bank loan	SOFR+2.0	31 Jul 2029	3,479	3,489	
€1,500,000 bank loan (2023: €1,400,000)	EURIBOR+0.5	1 Nov 2025	–	1,357	
€2,750,000 bank loan (2023: €2,500,000)	EURIBOR+1.1	2027-2029	2,486	2,229	
€2,200,000 bank loan	EURIBOR+0.5	31 Mar 2027	2,078	2,078	
€5,809,000 bank loan	7.5	1 Jan 2028	–	5,809	
Loan from a third-party investor in Fire Equipment Test Lab Limited	11.0	2026	3,000	–	
Convertible preference shares	11.6	2027	2,778	2,644	
Total non-current interest-bearing loans and borrowings			22,147	23,313	
Total interest-bearing loans and borrowings			24,979	26,455	

* Includes the effects of related interest rate swaps.

Commentary on IFRS accounting standards

IFRS 7.7 requires disclosure of information that enables users of the financial statements to evaluate the significance of financial instruments for its financial position and performance. As the Group has a significant amount of interest-bearing loans and borrowings on its statement of financial position, it has decided to provide detailed information to the users of the financial statements about the EIR as well as the maturity of the loans.

Bank overdrafts

The bank overdrafts are secured by a portion of the Group's short-term deposits.

€1,500,000 bank loan

This loan is unsecured and is repayable in full on 1 November 2025.

Notes to the consolidated financial statement (continued)

21. Financial assets and financial liabilities (continued)

21.2 Financial liabilities: Interest-bearing loans and borrowings (continued)

8% debentures

The 8% debentures are repayable in equal annual instalments of €350,000 commencing on 1 January 2026. The debentures include a requirement to increase Quality Holdings (Australia)'s use of recycled materials in the production of its products to 30 %. If this requirement is not met by 1 January 2026, the interest rate will rise by 100 basis points to 9 %.

The 8% debentures are subject to a covenant that requires the Group to maintain €1,500,000 in minimum balance of cash and short-term deposits on a consolidated basis during the repayment period of the loan. The covenant is tested at the end of each quarter until the maturity of the 8% debentures. The Group has no indication that it will have difficulty complying with this covenant.

IAS 1.76ZA(a)
IAS 1.76ZA(b)

Commentary on climate-related matters

Entities that issue financial liabilities with ESG-features will need to carefully assess the accounting treatment of such contracts, particularly as financial liabilities with ESG features that impact the cash flows of the liability may contain embedded derivatives.

Firstly, it will need to be determined if the liability will be carried at amortised cost, or fair value through profit and loss. If the liability is carried at fair value through profit and loss, then separation of an embedded derivative will not be required.

If the liability is carried at amortised cost, then the embedded derivative will need to be accounted for separately from the host liability if the economic characteristics and risk of the embedded derivative are not closely related to the economic characteristics and risks of the host contract.

This assessment will depend on the specific facts and circumstances. If the ESG features include metrics that are specific to the entity, for example, by setting specific targets for the entity's reduction in greenhouse gas emissions, the economic characteristics and risk of the embedded derivative will generally be closely related to those of the host contract, and the embedded derivative would not need to be accounted for separately. On the other hand, if the ESG features refer to broader metrics that are not specific to the issuer of the instruments, such as a broader ESG index or national reductions in greenhouse gas emissions, the economic characteristics and risk of the embedded derivative would generally not be closely related to those of the host contract, and the embedded derivative would need to be accounted for separately.

This assessment may be further complicated if an entity's financial instruments with ESG features refer to an ESG metric of the parent or of an entire group, rather than a metric specifically related to the stand-alone group entity that has issued the instruments.

If a liability is carried at amortised cost, and it is determined that the embedded derivative is not separated, the entity will estimate the cash flows as part of determination of the effective interest rate. If in the future these estimates change, say due to a change in the ESG metric effecting the cash flows, then this is treated as an adjustment to profit and loss.

8.25% secured loan

The loan is secured by a first charge over certain of the Group's land and buildings with a carrying value of €2,400,000 (2023: Nil).

Secured bank loan

This loan has been drawn down under a six-year multi-option facility (MOF). The loan is repayable within 12 months after the reporting date but has been classified as long term because the Group expects, and has the discretion, to exercise its rights under the MOF to refinance this funding. Such immediate replacement funding is available until 31 July 2029. The total amount repayable on maturity is €3,500,000. The facility is secured by a first charge over certain of the Group's land and buildings, with a carrying value of €5,000,000 (2023: €5,000,000).

IAS 1.73

The secured bank loan is subject to the following covenants:

IAS 1.76ZA(a)
IAS 1.76ZA(b)

- ▶ Interest cover ratio greater than 5. The interest cover ratio in the secured bank loan is calculated as operating profit divided by interests on debts and borrowings (see [Note 13.3](#)). The interest cover ratio was 11.1 as at 31 December 2024 (2023: 9.1)
- ▶ Gearing ratio below 45%. See [Note 6](#) for the definition and calculation of the Group's gearing ratio. The gearing ratio was 26% as at 31 December 2024 (2023: 38%)

Both covenants are tested half-yearly, at 30 June and 31 December. The Group has no indication that it will have difficulty complying with these covenants.

Notes to the consolidated financial statement (continued)

21. Financial assets and financial liabilities (continued)

21.2 Financial liabilities: Interest-bearing loans and borrowings (continued)

€2,750,000 bank loan

The Group increased its borrowings under this loan contract by €250,000 during the reporting period. This loan is repayable in two instalments of €1,250,000 due on 31 December 2027 and €1,500,000 due on 31 December 2029.

€2,200,000 bank loan

This loan is unsecured and is repayable in full on 31 March 2027. As of 31 December 2023, €74,000 was repayable on 31 March 2024.

€5,809,000 bank loan

This loan has been transferred to the net balance of the liabilities held for sale.

Commentary on IFRS accounting standards

The right to defer settlement of liabilities might be subject to the entity complying with covenants within twelve months after the reporting date. In such cases, IAS 1.76ZA requires entities with liabilities classified as non-current to disclose information to enable users to understand the risk of liabilities becoming repayable within twelve months after the reporting period. Entities must disclose information about the covenants, as illustrated above. In addition, if facts and circumstances indicate that the entity may have difficulty complying with the covenants, they must be disclosed. To meet this requirement, factors entities must consider include whether it has acted to avoid or mitigate a potential breach, either during or after the reporting period, and whether it would have complied with future covenants, had they been tested at the end of the reporting period. When assessing the materiality of information about covenants, the guidance provided by the IASB in paragraphs 81-83 of IFRS Practice Statement 2 is relevant.

Convertible preference shares

At 31 December 2024 and 2023, there were 2,500,000 convertible preference shares in issue. Each share has a par value of €1 and is convertible at the option of the shareholders into ordinary shares of the parent of the Group on 1 January 2026 on the basis of one ordinary share for every three preference shares held. Any preference shares not converted will be redeemed on 31 December 2029 at a price of €1.20 per share. The preference shares carry a dividend of 7% per annum, payable half-yearly in arrears on 30 June and 31 December. The dividend rights are non-cumulative. The preference shares rank ahead of the ordinary shares in the event of a liquidation. The presentation of the equity portion of these shares is explained in [Note 25](#) below.

IAS 1.79(a)(v)

Other financial liabilities

	2024	2023
	€000	€000
Derivatives not designated as hedging instruments		
Foreign exchange forward contracts	720	–
Embedded derivatives	782	–
Derivatives designated as hedging instruments		
Foreign exchange forward contracts	170	254
Commodity forward contracts	980	–
Interest rate swaps	35	–
Financial liabilities at fair value through profit or loss		
Contingent consideration (Note 8)	1,072	–
Total financial instruments at fair value	3,759	254
Other financial liabilities at amortised cost, other than interest-bearing loans and borrowings		
Trade and other payables (Note 30)	16,969	20,023
Total other financial liabilities	20,728	20,277
Total current	19,922	20,277
Total non-current	806	–

Derivatives not designated as hedging instruments reflect the negative change in fair value of those foreign exchange forward contracts that are not designated in hedge relationships, but are, nevertheless, intended to reduce the level of foreign currency risk for expected sales and purchases.

Notes to the consolidated financial statement (continued)

21. Financial assets and financial liabilities (continued)

21.2 Financial liabilities: Interest-bearing loans and borrowings (continued)

Derivatives designated as hedging instruments reflect the negative change in fair value of foreign exchange forward contracts, designated as cash flow hedges to hedge highly probable future purchases in GBP. This also includes the change in fair value of commodity forward contracts entered into during 2024.

IFRS 7.32A

Contingent consideration

As part of the purchase agreement with the previous owner of Extinguishers Limited, a contingent consideration has been agreed. This consideration is dependent on the profit before tax of Extinguishers Limited during a 12-month period. The fair value of the contingent consideration at the acquisition date was €714,000. The fair value increased to €1,071,500 as at 31 December 2024 due to a significantly enhanced performance compared to budget. The contingent consideration is due for final measurement and payment to the former shareholders on 30 September 2025.

IFRS 3.B64(g)

Commentary on IFRS accounting standards

IFRS 7 requires an entity to disclose information about rights to set off financial instruments and related arrangements (e.g., collateral agreements) and to provide users with information that is useful in evaluating the effect of netting arrangements on an entity's financial position.

The Group is not setting off financial instruments in accordance with IAS 32 and does not have relevant offsetting arrangements. However, if an entity has recognised financial instruments that are set off in accordance with IAS 32 or are subject to an enforceable master netting arrangement or similar agreement, even if the financial instruments are not set off in accordance with IAS 32, then the disclosures in IFRS 7.13A-13E will be required.

Commentary on macroeconomic and geopolitical uncertainty

Entities may have obtained additional financing, amended the terms of existing debt agreements or obtained waivers if they no longer satisfied debt covenants. In such cases, they will need to consider the guidance provided in IFRS 9 to determine whether changes to existing contractual arrangements represented a substantial modification or, potentially, a contract extinguishment, which would have accounting implications in each case. Furthermore, entities may need to determine whether a breach of covenants will require non-current liabilities to be reclassified as current liabilities in their financial statements.

The macroeconomic and geopolitical uncertainty may also result in changes to an entity's expected purchase, sale or usage requirements for non-financial items, such as raw materials used in an entity's production. Entities that have applied the own-use scope exemption in IFRS 9 may need to reassess whether it continues to meet these requirements. If they are no longer met, the entity would be required to recognise related contracts as financial instruments under IFRS 9.

21.3 Hedging activities and derivatives

The Group is exposed to certain risks relating to its ongoing business operations. The primary risks managed using derivative instruments are foreign currency risk, commodity price risk, and interest rate risk.

IFRS 7.21A

The Group's risk management strategy and how it is applied to manage risk are explained in [Note 21.5](#) below.

Commentary on IFRS accounting standards

The disclosure requirements for entities applying hedge accounting are set out in IFRS 7.21A-24G. The objective of the hedge accounting disclosures is for entities to disclose information about:

- ▶ The risk management strategy and how it is applied to manage risks (IFRS 7.22A-22C)
- ▶ How the risk management activities may affect the amount, timing and uncertainty of future cash flows (IFRS 7.23A-23F)
- ▶ The effect hedge accounting had on the statement of financial position, the statement of comprehensive income and the statement of changes in equity (IFRS 7.24A-24F)

In applying this objective, an entity has to consider the necessary level of detail, the balance between different disclosure requirements, the appropriate level of disaggregation and whether additional explanations are necessary to meet the objective.

The hedge accounting disclosures should be presented in a single note or a separate section of the financial statements. An entity may include information by cross-referencing to information presented elsewhere, such as a risk report, provided that information is available to users of the financial statements on the same terms as the financial statements and at the same time.

Notes to the consolidated financial statement (continued)

21. Financial assets and financial liabilities (continued)

21.3 Hedging activities and derivatives (continued)

Derivatives not designated as hedging instruments

The Group uses foreign currency-denominated borrowings and foreign exchange forward contracts to manage some of its transaction exposures. The foreign exchange forward contracts are not designated as cash flow hedges and are entered into for periods consistent with foreign currency exposure of the underlying transactions, generally from one to 24 months.

Derivatives designated as hedging instruments

Cash flow hedges

Foreign currency risk

Foreign exchange forward contracts are designated as hedging instruments in cash flow hedges of forecast sales in US dollars and forecast purchases in GBP. These forecast transactions are highly probable, and they comprise about 25% of the Group's total expected sales in US dollars and about 65% of its total expected purchases in GBP. The foreign exchange forward contract balances vary with the level of expected foreign currency sales and purchases and changes in foreign exchange forward rates.

IFRS 7.22B(a)

Commodity price risk

The Group purchases copper on an ongoing basis as its operating activities in the electronic division require a continuous supply of copper for the production of its electronic devices. The increased volatility in copper price over the past 12 months has led to the decision to enter into commodity forward contracts.

IFRS 7.22B(a)

These contracts, which commenced on 1 July 2024, are expected to reduce the volatility attributable to price fluctuations of copper. Hedging the price volatility of forecast copper purchases is in accordance with the risk management strategy outlined by the Board of Directors.

There is an economic relationship between the hedged items and the hedging instruments as the terms of the foreign exchange and commodity forward contracts match the terms of the expected highly probable forecast transactions (i.e., notional amount and expected payment date). The Group has established a hedge ratio of 1:1 for the hedging relationships as the underlying risk of the foreign exchange and commodity forward contracts are identical to the hedged risk components. To test the hedge effectiveness, the Group uses the hypothetical derivative method and compares the changes in the fair value of the hedging instruments against the changes in fair value of the hedged items attributable to the hedged risks.

IFRS 7.22B(b)
IFRS 7.22B(c)
IFRS 7.22C

The hedge ineffectiveness can arise from:

IFRS 7.22B(c)

- Differences in the timing of the cash flows of the hedged items and the hedging instruments
- Different indexes (and accordingly different curves) linked to the hedged risk of the hedged items and hedging instruments
- The counterparties' credit risk differently impacting the fair value movements of the hedging instruments and hedged items
- Changes to the forecasted amount of cash flows of hedged items and hedging instruments

Appendices	Notes	Consolidated financial statements	Introduction	Contents
------------	-------	-----------------------------------	--------------	----------

Notes to the consolidated financial statement (continued)

21. Financial assets and financial liabilities (continued)

21.3 Hedging activities and derivatives (continued)

The Group is holding the following foreign exchange and commodity forward contracts:

	Maturity					IFRS 7.23B
	Less than 1 month	1 to 3 months	3 to 6 months	6 to 9 months	9 to 12 months	Total
As at 31 December 2024						
Foreign exchange forward contracts (highly probable forecast sales)						
Notional amount(in €000)	2,950	3,000	3,150	3,450	3,250	15,800
Average forward rate (EUR/USD)	1.166	1.169	1.172	1.175	1.185	–
Foreign exchange forward contracts (highly probable forecast purchases)						
Notional amount(in €000)	1,450	1,330	1,880	1,750	1,550	7,960
Average forward rate (EUR/GBP)	0.876	0.877	0.878	0.879	0.881	–
Commodity forward contracts						
Notional amount (in tonnes)	–	–	450	530	–	980
Notional amount (in €000)	–	–	2,600	3,000	–	5,600
Average hedged rate (in €000 per tonne)	–	–	5.77	5.66	–	–
As at 31 December 2023						
Foreign exchange forward contracts (highly probable forecast sales)						
Notional amount(in €000)	2,650	2,850	3,000	3,200	2,900	14,600
Average forward rate (EUR/USD)	1.200	1.203	1.206	1.209	1.211	–
Foreign exchange forward contracts (highly probable forecast purchases)						
Notional amount(in €000)	1,250	1,150	1,500	1,600	1,450	6,950
Average forward rate (EUR/GBP)	0.882	0.883	0.884	0.885	0.886	–

The impact of the hedging instruments on the statement of financial position is, as follows:

	Notional amount €000	Carrying amount €000	Line item in the statement of financial position	Change in fair value used for measuring ineffectiveness for the period €000	IFRS 7.24A IFRS 7.24A(a) IFRS 7.24A(b) IFRS 7.24A(c) IFRS 7.24A(d)
As at 31 December 2024					
Foreign exchange forward contracts	15,800	252	Other current financial assets	386	
Foreign exchange forward contracts	7,960	(170)	Other current financial liabilities	(99)	
Commodity forward contracts	5,600	(980)	Other current financial liabilities	(980)	
As at 31 December 2023					
Foreign exchange forward contracts	14,600	153	Other current financial assets	137	
Foreign exchange forward contracts	6,950	(254)	Other current financial liabilities	(31)	

The impact of hedged items on the statement of financial position is, as follows:

	31 December 2024			31 December 2023			IFRS 7.24B(b)
	Change in fair value used for measuring ineffectiveness €000	Cash flow hedge reserve €000	Cost of hedging reserve €000	Change in fair value used for measuring ineffectiveness €000	Cash flow hedge reserve €000	Cost of hedging reserve €000	
Highly probable forecast sales	386	165	12	137	107	–	
Highly probable forecast purchases	(99)	(110)	(9)	(31)	(177)	–	
Copper purchases	(915)	(617)	(23)	–	–	–	

Notes to the consolidated financial statement (continued)

21. Financial assets and financial liabilities (continued)

21.3 Hedging activities and derivatives (continued)

The effect of the cash flow hedge in the statement of profit or loss and other comprehensive income is, as follows:

	Total hedging gain/(loss) recognised in OCI	Ineffective-ness recognised in profit or loss	Line item in the statement of profit or loss	Cost of hedging recognised in OCI	Amount reclassified from OCI to profit or loss	Line item in the statement of profit or loss	IFRS 7.24C(b)
Year ended 31 December 2024	€000	€000		€000	€000		
Highly probable forecast sales	386	–	–	21	(283)	Revenue	
Highly probable forecast purchases	(99)	–	–	(16)	–	–	
			Other operating expenses				
Copper purchases	(915)	65		(33)	–	–	
Year ended 31 December 2023							
Highly probable forecast sales	137	–	–	–	(125)	Revenue	
Highly probable forecast purchases	(31)	–	–	–	53	Cost of sales	

Commentary on IFRS accounting standards

IFRS 7.24C(b)(iv) requires that the amount reclassified from cash flow hedge reserve into profit or loss as a reclassification adjustment be differentiated between: (a) amounts for which hedge accounting had previously been used, but for which the hedged future cash flows are no longer expected to occur, and (b) the amounts that have been transferred because the hedged item has affected profit or loss. The amounts reclassified by the Group from OCI to profit or loss only relates to the latter.

Fair value hedge

At 31 December 2024, the Group had an interest rate swap agreement in place with a notional amount of USD3,600,000 (€2,246,000) (2023: €Nil) whereby the Group receives a fixed rate of interest of 8.25% and pays interest at a variable rate equal to SOFR+0.2% on the notional amount. The swap is being used to hedge the exposure to changes in the fair value of its fixed rate 8.25% secured loan.

There is an economic relationship between the hedged item and the hedging instrument as the terms of the interest rate swap match the terms of the fixed rate loan (i.e., notional amount, maturity, payment and reset dates). The Group has established a hedge ratio of 1:1 for the hedging relationships as the underlying risk of the interest rate swap is identical to the hedged risk component. To test the hedge effectiveness, the Group uses the hypothetical derivative method and compares the changes in the fair value of the hedging instrument against the changes in fair value of the hedged item attributable to the hedged risk.

The hedge ineffectiveness can arise from:

- Different interest rate curve applied to discount the hedged item and hedging instrument
- Differences in timing of cash flows of the hedged item and hedging instrument
- The counterparties' credit risk differently impacting the fair value movements of the hedging instrument and hedged item

The impact of the hedging instrument on the statement of financial position as at 31 December 2024 is, as follows:

	Notional amount	Carrying amount	Line item in the statement of financial position	Change in fair value used for measuring ineffectiveness for the period	IFRS 7.24A(a) IFRS 7.24A(b) IFRS 7.24A(c) IFRS 7.24A(d)
	US\$000	€000		€000	
Interest rate swap	3,600	35	Other current financial liability	35	

The impact of the hedged item on the statement of financial position as at 31 December 2024 is, as follows:

	Carrying amount	Accumulated fair value adjustments	Line item in the statement of financial position	Change in fair value used for measuring ineffectiveness for the period	IFRS 7.24B(a)
	€000	€000		€000	
Fixed-rate borrowing	2,246	35	Interest-bearing loans and borrowings	35	

Notes to the consolidated financial statement (continued)

21. Financial assets and financial liabilities (continued)

21.3 Hedging activities and derivatives (continued)

The ineffectiveness recognised in the statement of profit or loss was immaterial.

Hedge of net investments in foreign operations

Included in interest-bearing loans at 31 December 2024 was a borrowing of USD3,600,000 which has been designated as a hedge of the net investments in the two subsidiaries in the United States, Wireworks Inc. and Sprinklers Inc., beginning 2024. This borrowing is being used to hedge the Group's exposure to the USD foreign exchange risk on these investments. Gains or losses on the retranslation of this borrowing are transferred to OCI to offset any gains or losses on translation of the net investments in the subsidiaries.

IFRS 7.22B(a)

There is an economic relationship between the hedged item and the hedging instrument as the net investment creates a translation risk that will match the foreign exchange risk on the USD borrowing. The Group has established a hedge ratio of 1:1 as the underlying risk of the hedging instrument is identical to the hedged risk component. The hedge ineffectiveness will arise when the amount of the investment in the foreign subsidiary becomes lower than the amount of the fixed rate borrowing.

IFRS 7.22B(b)

IFRS 7.22B(c)

IFRS 7.22C

The impact of the hedging instrument on the statement of financial position as at 31 December 2024 is, as follows:

IFRS 7.24A

	Notional amount	Carrying amount	Line item in the statement of financial position	Change in fair value used for measuring ineffectiveness for the period	IFRS 7.24A(a) IFRS 7.24A(b) IFRS 7.24A(c) IFRS 7.24A(d)
	US\$000	€000		€000	
Foreign currency denominated borrowing	3,600	2,246	Interest-bearing loans and borrowings	278	

The impact of the hedged item on the statement of financial position is, as follows:

IFRS 7.24B(b)

	Change in fair value used for measuring ineffectiveness	Foreign currency translation reserve
	€000	€000
Net investment in foreign subsidiaries	278	195

The hedging gain recognised in OCI before tax is equal to the change in fair value used for measuring effectiveness. There is no ineffectiveness recognised in profit or loss.

IFRS 7.24B(b)

Notes to the consolidated financial statement (continued)

21. Financial assets and financial liabilities (continued)

21.3 Hedging activities and derivatives (continued)

Impact of hedging on equity

Set out below is the reconciliation of each component of equity and the analysis of other comprehensive income:

IFRS 7.24E
IFRS 7.24F

	Cash flow hedge reserve	Cost of hedging reserve	Foreign currency translation reserve
	€000		€000
As at 1 January 2023	(94)	–	(327)
Effective portion of changes in fair value arising from:			
Foreign exchange forward contracts - forecast sales	137	–	–
Foreign exchange forward contracts - forecast purchases	(31)	–	–
Amount reclassified to profit or loss	(72)	–	–
Foreign currency revaluation of the net foreign operations*	–	–	(117)
Tax effect	(10)	–	–
As at 1 January 2024	(70)	–	(444)
Effective portion of changes in fair value arising from:			
Foreign exchange forward contracts - forecast sales	365	21	–
Foreign exchange forward contracts - forecast purchases	(83)	(16)	–
Commodity forward contracts	(882)	(33)	–
Amount reclassified to profit or loss	(283)	(4)	–
Amount transferred to inventories	180	3	–
Foreign currency revaluation of the USD borrowing	–	–	278
Foreign currency revaluation of the net foreign operations	–	–	(246)
Tax effect	211	9	(83)
As at 31 December 2024	(562)	(20)	(495)

* Hedging of net investment in foreign operations only started in 2024.

Commentary on macroeconomic and geopolitical uncertainty

Hedging

An entity's transactions may be postponed or cancelled, or occur in significantly lower volumes than initially forecast as a result of the macroeconomic and geopolitical uncertainty, including factors such as lower economic growth and rising inflation rates. If the entity designated such transactions as a hedged forecast transaction in a cash flow hedge, it would need to consider whether the transaction was still a 'highly probable forecast transaction'.

That is, if the macroeconomic and geopolitical uncertainty affects the probability of hedged forecast transactions occurring and/or the time period designated at the inception of a hedge, an entity would need to determine whether it can continue to apply hedge accounting to the forecast transaction or a proportion of it, and for continuing hedges whether any additional ineffectiveness has arisen.

- ▶ If an entity determines that a forecast transaction is no longer highly probable, but still expected to occur, the entity must discontinue hedge accounting prospectively.
- ▶ If an entity determines that the timing of a forecast transaction has changed, and the cash flows are now expected to occur at a different time than initially forecast, the outcome would depend on the nature of the hedged item and how the hedge relationship was documented and judgement will be needed in considering the appropriate accounting treatment.
- ▶ If an entity determines that a forecast transaction is no longer expected to occur, in addition to discontinuing hedge accounting prospectively, it must immediately reclassify to profit or loss any accumulated gain or loss on the hedging instrument that has been recognised in other comprehensive income.

Notes to the consolidated financial statement (continued)

21. Financial assets and financial liabilities (continued)

21.3 Hedging activities and derivatives (continued)

Embedded derivatives

In 2024, the Group entered into long-term sale contracts with a customer in Canada. The functional currency of the customer is USD. The selling price in the contracts is fixed and set in Canadian dollars (CAD). The contracts require physical delivery and will be held for the purpose of the delivery of the commodity in accordance with the buyer's expected sales requirements. The contracts have embedded foreign exchange derivatives that are required to be separated.

IFRS 9.4.3.3

The Group also entered into various purchase contracts for brass and chrome (for which there is an active market) with a number of suppliers in the United States and South Africa. The prices in these purchase contracts are linked to the price of electricity. The contracts have embedded commodity swaps that are required to be separated.

The embedded foreign currency and commodity derivatives have been separated and are carried at fair value through profit or loss. The carrying values of the embedded derivatives at 31 December 2024 amounted to €210,000 (other financial assets) (2023: €Nil) and €782,000 (other financial liabilities) (2023: €Nil). The effects on profit or loss are reflected in operating income and operating expenses, respectively.

21.4 Fair values

Set out below is a comparison, by class, of the carrying amounts and fair values of the Group's financial instruments, other than those with carrying amounts that are reasonable approximations of fair values:

IFRS 7.25

IFRS 7.26

IFRS 7.29

	2024		2023	
	Carrying amount	Fair value	Carrying amount	Fair value
	€000	€000	€000	€000
Financial assets				
Loans to an associate and a director	213	208	8	9
Non-listed equity investments	1,038	1,038	898	898
Listed equity investments	337	337	300	300
Quoted debt instruments	1,622	1,622	1,610	1,610
Foreign exchange forward contracts	640	640	–	–
Embedded derivatives	210	210	–	–
Foreign exchange forward contracts in cash flow hedges	252	252	153	153
Total	4,312	4,307	2,969	2,970
Financial liabilities				
Interest-bearing loans and borrowings				
Floating rate borrowings*	(12,666)	(12,666)	(11,877)	(11,877)
Fixed rate borrowings	(6,374)	(6,321)	(8,239)	(8,944)
Convertible preference shares	(2,778)	(2,766)	(2,644)	(2,621)
Contingent consideration	(1,072)	(1,072)	–	–
Derivatives not designated as hedges				
Foreign exchange forward contracts	(720)	(720)	–	–
Embedded derivatives	(782)	(782)	–	–
Derivatives in effective hedges	(1,185)	(1,185)	(254)	(254)
Total	(25,577)	(25,512)	(23,014)	(23,696)

* Includes an 8.25% secured loan carried at amortised cost adjusted for the fair value movement due to the hedged interest rate risk.

The fair value measurement hierarchy of all Group's financial assets and liabilities is provided in [Note 12](#).

Notes to the consolidated financial statement (continued)

21. Financial assets and financial liabilities (continued)

21.4 Fair values (continued)

Commentary on IFRS accounting standards

IFRS 7.29 provides that disclosure of the fair values of financial instruments is not required:

- ▶ When the carrying amount is a reasonable approximation of fair value (e.g., short-term trade receivables and payables)
- Or
- ▶ For lease liabilities

Management assessed that the fair values of cash and short-term deposits, trade receivables, trade payables, bank overdrafts and other current liabilities approximate their carrying amounts largely due to the short-term maturities of these instruments.

IFRS 13.93(d)
IFRS 13.97
IFRS 7.29

The following methods and assumptions were used to estimate the fair values:

- ▶ Long-term fixed-rate and variable-rate receivables/borrowings are evaluated by the Group based on parameters such as interest rates, specific country risk factors, individual creditworthiness of the customer and the risk characteristics of the financed project. Based on this evaluation, allowances are taken into account for the estimated losses of these receivables.
- ▶ The fair values of the quoted notes and bonds are based on price quotations at the reporting date. The fair value of unquoted instruments, loans from banks and other financial liabilities, as well as other non-current financial liabilities is estimated by discounting future cash flows using rates currently available for debt on similar terms, credit risk and remaining maturities. In addition to being sensitive to a reasonably possible change in the forecast cash flows or the discount rate, the fair value of the equity instruments is also sensitive to a reasonably possible change in the growth rates. The valuation requires management to use unobservable inputs in the model, of which the significant unobservable inputs are disclosed in the tables below. Management regularly assesses a range of reasonably possible alternatives for those significant unobservable inputs and determines their impact on the total fair value.
- ▶ The fair values of the non-listed equity investments have been estimated using a DCF model. The valuation requires management to make certain assumptions about the model inputs, including forecast cash flows, the discount rate, credit risk and volatility. The probabilities of the various estimates within the range can be reasonably assessed and are used in management's estimate of fair value for these non-listed equity investments.
- ▶ There is an active market for the Group's listed equity investments and quoted debt instruments.
- ▶ The Group enters into derivative financial instruments with various counterparties, principally financial institutions with investment grade credit ratings. Interest rate swaps, foreign exchange forward contracts and commodity forward contracts are valued using valuation techniques, which employ the use of market observable inputs. The most frequently applied valuation techniques include forward pricing and swap models using present value calculations. The models incorporate various inputs including the credit quality of counterparties, foreign exchange spot and forward rates, yield curves of the respective currencies, currency basis spreads between the respective currencies, interest rate curves and forward rate curves of the underlying commodity. Some derivative contracts are fully cash collateralised, thereby eliminating both counterparty risk and the Group's own non-performance risk. As at 31 December 2024, the mark-to-market value of other derivative asset positions is net of a credit valuation adjustment attributable to derivative counterparty default risk. The changes in counterparty credit risk had no material effect on the hedge effectiveness assessment for derivatives designated in hedge relationships and other financial instruments recognised at fair value.
- ▶ Embedded foreign currency and commodity derivatives are measured similarly to the foreign currency forward contracts and commodity derivatives. The embedded derivatives are commodity and foreign currency forward contracts which are separated from long-term sales contracts where the transaction currency differs from the functional currencies of the involved parties. However, as these contracts are not collateralised, the Group also takes into account the counterparties' credit risks (for the embedded derivative assets) or the Group's own non-performance risk (for the embedded derivative liabilities) and includes a credit valuation adjustment or debit valuation adjustment, as appropriate, by assessing the maximum credit exposure and taking into account market-based inputs concerning probabilities of default and loss given default.

Notes to the consolidated financial statement (continued)

21. Financial assets and financial liabilities (continued)

21.4 Fair values (continued)

- The fair values of the Group's interest-bearing loans and borrowings are determined by using the DCF method using discount rate that reflects the issuer's borrowing rate as at the end of the reporting period. The own non-performance risk as at 31 December 2024 was assessed to be insignificant.

Description of significant unobservable inputs to valuation:

The significant unobservable inputs used in the fair value measurements categorised within Level 3 of the fair value hierarchy, together with a quantitative sensitivity analysis as at 31 December 2024 and 2023 are shown below:

IFRS 13.93(d)
IFRS 13.93(hX(i))
IFRS 13.93(hX(ii))
IFRS 13.97

	Valuation technique	Significant unobservable inputs	Range (weighted average)	Sensitivity of the input to fair value
Non-listed equity investments power sector	DCF method	Long-term growth rate for cash flows for subsequent years	2043: 3.1% - 5.2% (4.2%) 2023: 3.1% - 5.1% (4%)	5% (2023: 5%) increase (decrease) in the growth rate would result in an increase (decrease) in fair value by €17,000 (2023: €15,000)
		Long-term operating margin	2024: 5.0% - 12.1% (8.3%) 2023: 5.2% - 12.3% (8.5%)	15% (2023: 12%) increase (decrease) in the margin would result in an increase (decrease) in fair value by €21,000 (2023: €19,000)
		WACC	2024: 11.2% - 14.3% (12.6%) 2023: 11.5% - 14.1% (12.3%)	1% (2023: 2%) increase (decrease) in the WACC would result in a decrease (increase) in fair value by €10,000 (2023: €15,000)
		Discount for lack of marketability	2024: 5.1% - 15.6% (12.1%) 2023: 5.4% - 15.7% (12.3%)	2% (2023: 3%) increase (decrease) in the discount would decrease (increase) the fair value by €8,000 (2023: €9,000)
Non-listed equity investments electronics sector	DCF method	Long-term growth rate for cash flows for subsequent years	2024: 4.4% - 6.1% (5.3%) 2023: 4.6% - 6.7% (5.5%)	3% (2023: 3%) increase (decrease) in the growth rate would result in an increase (decrease) in fair value by €23,000 (2023: €25,000)
		Long-term operating margin	2024: 10.0% - 16.1% (14.3%) 2023: 10.5% - 16.4% (14.5%)	5% (2023: 4%) increase (decrease) in the margin would result in an increase (decrease) in fair value by €12,000 (2023: €13,000)
		WACC	2024: 12.1% - 16.7% (13.2%) 2023: 12.3% - 16.8% (13.1%)	1% (2023: 2%) increase (decrease) in the WACC would result in a decrease (increase) in fair value by €21,000 (2023: €22,000)
		Discount for lack of marketability	2024: 5.1% - 20.2% (16.3%) 2023: 5.3% - 20.4% (16.4%)	1.5% (2023: 2%) increase (decrease) in the discount would decrease (increase) the fair value by €7,500 (2023: €8,200)

Notes to the consolidated financial statement (continued)

21. Financial assets and financial liabilities (continued)

21.4 Fair values (continued)

	Valuation technique	Significant unobservable inputs	Range (weighted average)	Sensitivity of the input to fair value
Embedded derivative assets	Forward pricing model	Discount for counterparty credit risk	2024: 0.02% - 0.05% (0.04%) 2023: –	0.5% increase (decrease) would result in an increase (decrease) in fair value by €23,000
Embedded derivative liabilities	Forward pricing model	Discount for non-performance risk	2024: 0.01% - 0.05% (0.03%) 2023: –	0.4% increase (decrease) would result in an increase (decrease) in fair value by €20,000
Loans to an associate and a director	DCF method	Constant prepayment rate	2024: 1.5% - 2.5% (2.0%) 2023: 1.6% - 2.7% (2.2%)	1% (2023: 2%) increase (decrease) would result in an increase (decrease) in fair value by €25,000 (2023: €21,000)
		Discount for non-performance risk	2024: 0.08% 2023: 0.09%	0.4% (2023: 0.4%) increase (decrease) would result in an increase (decrease) in fair value by €21,000 (2023: €20,000)
Contingent consideration liability	DCF method	Assumed probability-adjusted profit before tax of Extinguishers Limited	2024: €1,514,000 2023: –	10% decrease in the assumed probability-adjusted profit before tax of Extinguishers Limited results in a decrease in fair value of the contingent consideration liability by €390,000 5% increase in the assumed probability-adjusted profit before tax of Extinguishers Limited would not change fair value of the contingent consideration liability
		Discount rate	2024: 14% 2023: –	2% increase (decrease) in the discount rate would result in an increase (decrease) in fair value of the contingent consideration liability by €25,000
		Discount for own non-performance risk	2024: 0.05% 2023: –	0.4% increase (decrease) in the discount for own non-performance risk would result in an increase (decrease) in fair value of the contingent consideration liability by €5,000

Notes to the consolidated financial statement (continued)

21. Financial assets and financial liabilities (continued)

21.4 Fair values (continued)

The discount for lack of marketability represents the amounts that the Group has determined that market participants would take into account when pricing the investments.

Reconciliation of fair value measurement of non-listed equity investments classified as equity instruments designated at fair value through OCI (Level 3):

	Power	Electronics	Total	
	€000	€000	€000	
As at 1 January 2023	386	502	888	IFRS 13.93(e)(ii)
Remeasurement recognised in OCI	4	6	10	IFRS 13.93(e)(iii)
Purchases	-	-	-	
Sales	-	-	-	
As at 1 January 2024	390	508	898	
Remeasurement recognised in OCI	54	(80)	(26)	
Purchases	231	293	524	
Reclassified in assets held for sale	-	(308)	(308)	
Sales	-	(50)	(50)	
As at 31 December 2024	675	363	1,038	

Reconciliation of fair value measurement of embedded derivative assets and liabilities (Level 3):

	Embedded foreign exchange derivative asset	Embedded commodity derivative liability	
	Canadian dollar	Brass	Chrome
	€000	€000	€000
As at 1 January 2023 and 2024	-	-	-
Remeasurement recognised in statement of profit or loss during the period	(363)	(209)	(80)
Purchases	573	809	262
Sales	-	-	-
As at 31 December 2024	210	600	182

Commentary on IFRS accounting standards

An entity should provide additional information that will help users of its financial statements to evaluate the quantitative information disclosed. An entity might disclose some or all of the following to comply with IFRS 13.92:

- ▶ The nature of the item being measured at fair value, including the characteristics of the item being measured that are taken into account in the determination of relevant inputs. For example, if the Group had residential mortgage-backed securities, it might disclose the following:
- ▶ The types of underlying loans (e.g., prime loans or sub-prime loans)
- ▶ Collateral
- ▶ Guarantees or other credit enhancements
- ▶ Seniority level of the tranches of securities
- ▶ The year of issue
- ▶ The weighted-average coupon rate of the underlying loans and the securities
- ▶ The weighted-average maturity of the underlying loans and the securities
- ▶ The geographical concentration of the underlying loans
- ▶ Information about the credit ratings of the securities
- ▶ How third-party information such as broker quotes, pricing services, net asset values and relevant market data was taken into account when measuring fair value

The Group does not have any liabilities measured at fair value and issued with an inseparable third-party credit enhancement. If the Group had such liabilities, IFRS 13.98 requires disclosure of the existence of credit-enhancement and whether it is reflected in the fair value measurement of the liability.

IFRS 13.99 requires an entity to present the quantitative disclosures of IFRS 13 in a tabular format, unless another format is more appropriate. The Group included the quantitative disclosures in tabular format, above.

Notes to the consolidated financial statement (continued)

21. Financial assets and financial liabilities (continued)

21.4 Fair values (continued)

IFRS 13.93(h)(ii) requires a quantitative sensitivity analysis for financial assets and financial liabilities that are measured at fair value on a recurring basis. For all other recurring fair value measurements that are categorised within Level 3 of the fair value hierarchy, an entity is required to provide:

- ▶ A narrative description of the sensitivity of the fair value measurement to changes in unobservable inputs if a change in those inputs to a different amount might result in a significantly higher or lower fair value measurement.
- ▶ If there are inter-relationships between the inputs and other unobservable inputs used in the fair value measurement, a description of the inter-relationships and of how they might magnify or mitigate the effect of changes in the unobservable inputs on the fair value measurement.

For this purpose, significance shall be judged with respect to profit or loss, and total assets or total liabilities, or, when changes in fair value are recognised in OCI, total equity. The Group included the quantitative sensitivity analyses in tabular format, above.

21.5 Financial instruments risk management objectives and policies

The Group's principal financial liabilities, other than derivatives, comprise loans and borrowings, and trade and other payables. The main purpose of these financial liabilities is to finance the Group's operations. The Group's principal financial assets include trade receivables, and cash and short-term deposits that derive directly from its operations. The Group also holds investments in debt and equity instruments and enters into derivative transactions.

IFRS 7.33
IFRS 7.21A(a)

The Group is exposed to market risk, credit risk and liquidity risk. The Group's senior management oversees the management of these risks. The Group's senior management is supported by a financial risk committee that advises on financial risks and the appropriate financial risk governance framework for the Group. The financial risk committee provides assurance to the Group's senior management that the Group's financial risk activities are governed by appropriate policies and procedures and that financial risks are identified, measured and managed in accordance with the Group's policies and risk objectives. All derivative activities for risk management purposes are carried out by specialist teams that have the appropriate skills, experience and supervision. It is the Group's policy that no trading in derivatives for speculative purposes may be undertaken. The Board of Directors reviews and agrees policies for managing each of these risks, which are summarised below.

Market risk

Market risk is the risk that the fair value or future cash flows of a financial instrument will fluctuate because of changes in market prices. Market risk comprises three types of risk: interest rate risk, currency risk and other price risk, such as equity price risk and commodity risk. Financial instruments affected by market risk include loans and borrowings, deposits, debt and equity investments and derivative financial instruments.

IFRS 7.33

The sensitivity analyses in the following sections relate to the position as at 31 December in 2024 and 2023.

The sensitivity analyses have been prepared on the basis that the amount of net debt, the ratio of fixed to floating interest rates of debt and derivatives and the proportion of financial instruments in foreign currencies are all constant and on the basis of the hedge designations in place at 31 December 2024.

IFRS 7.40

The analyses exclude the impact of movements in market variables on: the carrying values of pension and other post-retirement obligations, provisions, and the non-financial assets and liabilities of foreign operations. The analysis for the contingent consideration liability is provided in [Note 8](#).

The following assumptions have been made in calculating the sensitivity analyses:

- ▶ The sensitivity of the relevant statement of profit or loss item is the effect of the assumed changes in respective market risks. This is based on the financial assets and financial liabilities held at 31 December 2024 and 2023 including the effect of hedge accounting.
- ▶ The sensitivity of equity is calculated by considering the effect of any associated cash flow hedges and hedges of a net investment in a foreign operation at 31 December 2024 for the effects of the assumed changes of the underlying risk.

Notes to the consolidated financial statement (continued)

21. Financial assets and financial liabilities (continued)

21.5 Financial instruments risk management objectives and policies (continued)

Interest rate risk

Interest rate risk is the risk that the fair value or future cash flows of a financial instrument will fluctuate because of changes in market interest rates. The Group's exposure to the risk of changes in market interest rates relates primarily to the Group's long-term debt obligations with floating interest rates.

IFRS 7.21A(a)
IFRS 7.22A

The Group manages its interest rate risk by having a balanced portfolio of fixed and variable rate loans and borrowings. The Group's policy is to maintain borrowings at fixed rates of interest of not more than 50%, excluding borrowings that relate to discontinued operations. To manage this, the Group enters into interest rate swaps, in which it agrees to exchange, at specified intervals, the difference between fixed and variable rate interest amounts calculated by reference to an agreed-upon notional principal amount. At 31 December 2024, after taking into account the effect of interest rate swaps, approximately 44% of the Group's borrowings are at a fixed rate of interest (2023: 50%).

Interest rate sensitivity

The following table demonstrates the sensitivity to a reasonably possible change in interest rates on that portion of loans and borrowings affected, after the impact of hedge accounting. With all other variables held constant, the Group's profit before tax is affected through the impact on floating rate borrowings, as follows:

	Increase/decrease in basis points	Effect on profit before tax	
2024			€000
Euro	+45	(48)	
US dollar	+60	(13)	
Euro	-45	33	
US dollar	-60	12	
2023			
Euro	+10	(19)	
US dollar	+15	-	
Euro	-10	12	
US dollar	-15	-	

IFRS 7.40(a)

The assumed movement in basis points for the interest rate sensitivity analysis is based on the currently observable market environment, showing a significantly higher volatility than in prior years.

Foreign currency risk

Foreign currency risk is the risk that the fair value or future cash flows of an exposure will fluctuate because of changes in foreign exchange rates. The Group's exposure to the risk of changes in foreign exchange rates relates primarily to the Group's operating activities (when revenue or expense is denominated in a foreign currency) and the Group's net investments in foreign subsidiaries.

IFRS 7.21A(a)
IFRS 7.22A

The Group manages its foreign currency risk by hedging transactions that are expected to occur within a maximum 12-month period for hedges of forecasted sales and purchases and 24-month period for net investment hedges.

When a derivative is entered into for the purpose of being a hedge, the Group negotiates the terms of the derivative to match the terms of the hedged exposure. For hedges of forecast transactions, the derivative covers the period of exposure from the point the cash flows of the transactions are forecasted up to the point of settlement of the resulting receivable or payable that is denominated in the foreign currency.

The Group hedges its exposure to fluctuations on the translation into euros of its foreign operations by holding net borrowings in foreign currencies and by using foreign currency swaps and forwards.

At 31 December 2024 and 2023, the Group hedged 75% and 70%, for 9 and 12 months, respectively, of its expected foreign currency sales. Those hedged sales were highly probable at the reporting date. This foreign currency risk is hedged by using foreign currency forward contracts.

Notes to the consolidated financial statement (continued)

21. Financial assets and financial liabilities (continued)

21.5 Financial instruments risk management objectives and policies (continued)

Commentary on IFRS accounting standards

For hedges of forecast transactions, useful information to help users understand the nature and extent of such risks may include:

- ▶ Time bands in which the highly probable forecast transactions are grouped for risk management purposes
- ▶ The entity's policies and processes for managing the risk (for example, how the cash flows of the hedging instruments and the hedged items may be aligned, such as using foreign currency bank accounts to address differences in cash flow dates)

Entities should tailor these disclosures to the specific facts and circumstances of the transactions.

Foreign currency sensitivity

The following tables demonstrate the sensitivity to a reasonably possible change in US Dollars (USD) and GB pounds sterling (GBP) exchange rates, with all other variables held constant. The impact on the Group's profit before tax is due to changes in the fair value of monetary assets and liabilities including non-designated foreign currency derivatives and embedded derivatives. The impact on the Group's pre-tax equity is due to changes in the fair value of forward exchange contracts designated as cash flow hedges and net investment hedges. The Group's exposure to foreign currency changes for all other currencies is not material.

	Change in USD rate	Effect on profit before tax	Effect on pre-tax equity	IFRS 7.40(a)
		€000	€000	
2024	+5%	(30)	(154)	
	-5%	20	172	
2023	+4%	(40)	(146)	
	-4%	40	158	

	Change in GBP rate	Effect on profit before tax	Effect on pre-tax equity	
		€000	€000	
2024	+5%	26	102	
	-5%	(15)	(113)	
2023	+4%	31	92	
	-4%	(28)	(96)	

The movement in the pre-tax effect is a result of a change in the fair value of derivative financial instruments not designated in a hedge relationship and monetary assets and liabilities denominated in US dollars, where the functional currency of the entity is a currency other than US dollars. Although the derivatives have not been designated in a hedge relationship, they act as an economic hedge and will offset the underlying transactions when they occur.

The movement in pre-tax equity arises from changes in US dollar borrowings (net of cash and cash equivalents) in the hedge of net investments in US operations and cash flow hedges. These movements will offset the translation of the US operations' net assets into euros.

Commodity price risk

The Group is affected by the price volatility of certain commodities. Its operating activities require the ongoing purchase and manufacture of electronic parts and therefore require a continuous supply of copper. The Group is exposed to changes in the price of copper on its forecast copper purchases.

IFRS 7.21A(a)
IFRS 7.22A

Notes to the consolidated financial statement (continued)

21. Financial assets and financial liabilities (continued)

21.5 Financial instruments risk management objectives and policies (continued)

The Group's Board of Directors has developed and enacted a risk management strategy for commodity price risk and its mitigation. Based on a 12-month forecast of the required copper supply, the Group hedges the purchase price using forward commodity purchase contracts. The forward contracts do not result in physical delivery of copper but are designated as cash flow hedges to offset the effect of price changes in copper. The Group hedges approximately 45% of its expected copper purchases considered to be highly probable.

The Group also entered into various purchase contracts for brass and chrome (for which there is an active market). The prices in these purchase contracts are linked to the price of electricity.

Forward contracts with a physical delivery that qualify for normal purchase, sale or usage and that are therefore not recognised as derivatives are disclosed in [Note 21.3](#).

Commodity price sensitivity

The following table shows the effect of price changes in copper net of hedge accounting impact.

	Change in year-end price	Effect on profit before tax	Effect on equity	
2024		€000	€000	IFRS 7.40(a)
Copper	+15%	(220)	(585)	
	-15%	220	585	
Brass	+4%	(8)	(8)	
	-4%	8	8	
Chrome	+2%	(10)	(10)	
	-2%	10	10	

Equity price risk

The Group's listed and non-listed equity investments are susceptible to market price risk arising from uncertainties about future values of the investment securities. The Group manages the equity price risk through diversification and by placing limits on individual and total equity instruments. Reports on the equity portfolio are submitted to the Group's senior management on a regular basis. The Group's Board of Directors reviews and approves all equity investment decisions.

IFRS 7.33(b)

At the reporting date, the exposure to non-listed equity investments at fair value was €1,038,000. Sensitivity analyses of these investments have been provided in [Note 21.4](#).

IFRS 7.33(a)

At the reporting date, the exposure to equity investments at fair value listed on the NYSE was €337,000. Given that the changes in fair values of the equity investments held are strongly positively correlated with changes of the NYSE market index, the Group has determined that an increase/(decrease) of 10% on the NYSE market index could have an impact of approximately €55,000 increase/(decrease) on the income and equity attributable to the Group.

IFRS 7.40

Credit risk

Credit risk is the risk that a counterparty will not meet its obligations under a financial instrument or customer contract, leading to a financial loss. The Group is exposed to credit risk from its operating activities (primarily trade receivables) and from its financing activities, including deposits with banks and financial institutions, foreign exchange transactions and other financial instruments.

IFRS 7.33
IFRS 7.35B

Notes to the consolidated financial statement (continued)

21. Financial assets and financial liabilities (continued)

21.5 Financial instruments risk management objectives and policies (continued)

Trade receivables and contract assets

Customer credit risk is managed by each business unit subject to the Group's established policy, procedures and control relating to customer credit risk management. Credit quality of a customer is assessed based on an extensive credit rating scorecard and individual credit limits are defined in accordance with this assessment. Outstanding customer receivables and contract assets are regularly monitored and any shipments to major customers are generally covered by letters of credit or other forms of credit insurance obtained from reputable banks and other financial institutions. At 31 December 2024, the Group had 55 customers (2023: 65) that owed it more than €250,000 each and accounted for approximately 51% (2023: 56%) of all the receivables and contract assets outstanding. There were five customers (2023: seven customers) with balances greater than €1 million accounting for just over 10% (2023: 12%) of the total amounts of receivable and contract assets.

IFRS 7.34(c)
IFRS 7.B8

An impairment analysis is performed at each reporting date using a provision matrix to measure expected credit losses. The provision rates are based on days past due for groupings of various customer segments with similar loss patterns (i.e., by geographical region, product type, customer type and rating, and coverage by letters of credit or other forms of credit insurance). The calculation reflects the probability-weighted outcome, the time value of money and reasonable and supportable information that is available at the reporting date about past events, current conditions and forecasts of future economic conditions. Generally, trade receivables are written-off if past due for more than one year and are not subject to enforcement activity. The maximum exposure to credit risk at the reporting date is the carrying value of each class of financial assets disclosed in [Note 23](#). The Group does not hold collateral as security. The letters of credit and other forms of credit insurance are considered an integral part of trade receivables and the calculation of impairment. At 31 December 2024, 60% (2023: 65%) of the Group's trade receivables are covered by letters of credit and other forms of credit insurance. These credit enhancements obtained by the Group resulted in a decrease in the ECL of €22,000 as at 31 December 2024 (2023: €21,000). The Group evaluates the concentration of risk with respect to trade receivables and contract assets as low, as its customers are located in several jurisdictions and industries and operate in largely independent markets.

IFRS 7.35F(c)

IFRS 7.35F(e)
IFRS 7.35K

Set out below is the information about the credit risk exposure on the Group's trade receivables and contract assets using a provision matrix:

IFRS 7.35M
IFRS 7.35N

31 December 2024

31 December 2024		Trade receivables					
			Days past due				
	Contract assets	Current	<30 days	30-60 days	61-90 days	>91 days	Total
	€000	€000	€000	€000	€000	€000	€000
Expected credit loss rate	0.13%	0.12%	1.5%	4%	7%	12%	
Estimated total gross carrying amount at default	4,547	16,787	4,864	2,700	1,151	514	26,016
Expected credit loss	6	20	73	108	81	62	344

31 December 2023

31 December 2023		Trade receivables					
			Days past due				
	Contract assets			30-60	61-90	>91	
		Current	<30 days	days	days	days	Total
	€000	€000	€000	€000	€000	€000	€000
Expected credit loss rate	0.10%	0.10%	1.2%	3%	5%	10%	
Estimated total gross carrying amount at default	5,185	15,603	3,482	1,897	995	531	22,508
Expected credit loss	5	16	42	57	50	53	218

Notes to the consolidated financial statement (continued)

21. Financial assets and financial liabilities (continued)

21.5 Financial instruments risk management objectives and policies (continued)

Financial instruments and cash deposits

Credit risk from balances with banks and financial institutions is managed by the Group's treasury department in accordance with the Group's policy. Investments of surplus funds are made only with approved counterparties and within credit limits assigned to each counterparty. Counterparty credit limits are reviewed by the Group's Board of Directors on an annual basis and may be updated throughout the year subject to approval of the Group's Finance Committee. The limits are set to minimise the concentration of risks and therefore mitigate financial loss through a counterparty's potential failure to make payments.

IFRS 7.33
IFRS 7.36
IFRS 7.B10(c)

The Group invests only on quoted debt securities with very low credit risk. The Group's debt instruments at fair value through OCI comprised solely of quoted bonds that are graded in the top investment category (Very Good and Good) by the *Quality Credit Rating Agency* and, therefore, are considered to be low credit risk investments. The Group recognised provision for expected credit losses on its debt instruments at fair value through OCI of €7,000 in 2024 (2023: €6,000).

IFRS 7.16A

The Group's maximum exposure to credit risk for the components of the statement of financial position at 31 December 2024 and 2023 is the carrying amounts as illustrated in [Note 21.1](#) except for derivative financial instruments. The Group's maximum exposure relating to financial derivative instruments is noted in the liquidity table below.

Commentary on IFRS accounting standards

As required by IFRS 9, the Group used the simplified approach in calculating ECL for trade receivables and contract assets that did not contain a significant financing component. The Group applied the practical expedient to calculate ECL using a provision matrix. In practice, many entities use a provision matrix to calculate their current impairment allowances. However, in order to comply with the IFRS 9 requirements, corporates would need to consider how current and forward-looking information might affect their customers' historical default rates and, consequently, how the information would affect their current expectations and estimates of ECLs.

The Group applied the low credit risk operational simplification in assessing the significant increase in credit risk of its debt instruments at fair value through OCI. This simplification is optional and can be elected on an instrument-by-instrument basis. For low-risk instruments for which the simplification is used, an entity would recognise an allowance based on 12-month ECLs. However, if a financial instrument is not, or no longer, considered to have low credit risk at the reporting date, it does not follow that the entity is required to recognise lifetime ECLs. In such instances, the entity has to assess whether there has been a significant increase in credit risk since initial recognition which requires the recognition of lifetime ECLs.

The ECLs relating to cash and short-term deposits of the Group rounds to zero. In practice, an ECL may need to be charged on cash and short-term deposits.

Refer to [Good Bank \(International\) Limited \(December 2023\)](#) publication for the illustrative disclosures on the general approach of measuring ECLs.

Commentary on climate-related matters

Entities should assess the impact of climate-related matters on the creditworthiness of customers and other debtors. Debtors' ability to pay debts may be reduced if they are also impacted by climate-related matters. While physical risks may take longer to manifest, transition risks could trigger a more rapid deterioration of credit quality in counterparties, sectors or countries, which should be factored in when assessing a borrower's ability to repay and service debt. For further discussion of the impact of climate risk on credit risk, see our publication, [Good Bank \(International\) Limited \(December 2023\)](#).

Liquidity risk

The Group monitors its risk of a shortage of funds using a liquidity planning tool.

IFRS 7.33
IFRS 7.39(c)

The Group's objective is to maintain a balance between continuity of funding and flexibility through the use of bank overdrafts, bank loans, debentures, preference shares, and lease contracts. The Group's policy is that not more than 25% of borrowings should mature in the next 12-month period. Approximately 10% of the Group's debt will mature in less than one year at 31 December 2024 (2023: 11%) based on the carrying value of borrowings reflected in the financial statements. The Group assessed the concentration of risk with respect to refinancing its debt and concluded it to be low. The Group has access to a sufficient variety of sources of funding and debt maturing within 12 months can be rolled over with existing lenders.

IFRS 7.B8

Notes to the consolidated financial statement (continued)

21. Financial assets and financial liabilities (continued)

21.5 Financial instruments risk management objectives and policies (continued)

Excessive risk concentration

Concentrations arise when a number of counterparties are engaged in similar business activities, or activities in the same geographical region, or have economic features that would cause their ability to meet contractual obligations to be similarly affected by changes in economic, political or other conditions. Concentrations indicate the relative sensitivity of the Group's performance to developments affecting a particular industry.

In order to avoid excessive concentrations of risk, the Group's policies and procedures include specific guidelines to focus on the maintenance of a diversified portfolio. Identified concentrations of credit risks are controlled and managed accordingly. Selective hedging is used within the Group to manage risk concentrations at both the relationship and industry levels.

A substantial portion of the Group's trade payables are included in the Group's supplier finance arrangement and are, thus, with a single counterparty rather than individual suppliers. This results in the Group being required to settle a significant amount with a single counterparty, rather than less significant amounts with several counterparties. However, the Group's payment terms for trade payables covered by the arrangement are identical to the payment terms for other trade payables. Management does not consider the supplier finance arrangement to result in excessive concentrations of liquidity risk, and the arrangement has been established to ease the administrative burden of managing invoices from a significant number of suppliers, rather than to obtain financing. Please refer to [Note 30](#) for further disclosures about the arrangement.

IFRS 7.B11F(d)
IFRS 7.B11F(j)

Commentary on macroeconomic and geopolitical uncertainty

Entities with concentrations of risk may face greater risk of loss than other entities. IFRS 7.34(c) requires that concentration of risk should be disclosed if not otherwise apparent from other risk disclosures provided.

Therefore, entities should consider including the following information:

- ▶ A description of how management determines concentrations of risk.
- ▶ A description of the shared characteristic that identifies each concentration. For instance, the shared characteristic may refer to geographical distribution of counterparties by groups of countries, individual countries or regions within countries and/or by industry.
- ▶ The amount of the risk exposure associated with all financial instruments sharing that characteristic.
- ▶ Entities that identified concentrations of activities in areas or industries affected by the macroeconomic and geopolitical uncertainty and have not previously disclosed the concentration because they did not believe that the entity was vulnerable to the risk of a near-term severe impact, should now reconsider making such a disclosure. Therefore, it is expected that the disclosure required under IFRS 7 in this area will reflect any significant changes in the liquidity position as a result of the macroeconomic and geopolitical uncertainty and its development. Entities should be mindful that this disclosure is consistent with their assessment of the going concern assumption.

The table below summarises the maturity profile of the Group's financial liabilities based on contractual undiscounted payments:

Year ended 31 December 2024	On demand	Less than 3 months	3 to 12 months	1 to 5 years	> 5 years	Total	IFRS 7.39(a)(b)
	€000	€000	€000	€000	€000	€000	
Interest-bearing loans and borrowings (excluding items below)	966	–	1,422	10,554	8,000	20,942	
Lease liabilities (Note 31)	48	117	290	2,454	1,473	4,382	IFRS 16.58
Convertible preference shares	–	–	–	676	2,324	3,000	
Contingent consideration	–	–	1,125	–	–	1,125	
Other financial liabilities	–	–	–	150	–	150	
Trade and other payables	3,620	12,547	802	–	–	16,969	
Derivatives and embedded derivatives	1,970	2,740	391	1,191	1,329	7,621	
	<u>6,604</u>	<u>15,404</u>	<u>4,030</u>	<u>15,025</u>	<u>13,126</u>	<u>54,189</u>	

Notes to the consolidated financial statement (continued)

21. Financial assets and financial liabilities (continued)

21.5 Financial instruments risk management objectives and policies (continued)

Year ended 31 December 2023	On demand	Less than 3 months	3 to 12 months	1 to 5 years	> 5 years	Total
	€000	€000	€000	€000	€000	€000
Interest-bearing loans and borrowings (excluding items below)	2,650	–	76	8,872	11,600	23,198
Lease liabilities (Note 31)	32	90	296	2,386	1,432	4,236
Convertible preference shares	–	–	–	624	2,376	3,000
Trade and other payables	4,321	13,959	1,743	–	–	20,023
Other financial liabilities	–	–	–	202	–	202
Derivatives and embedded derivatives	549	1,255	–	–	–	1,804
	<u>7,552</u>	<u>15,304</u>	<u>2,115</u>	<u>12,084</u>	<u>15,408</u>	<u>52,463</u>

IFRS 16.58

Commentary on IFRS accounting standards

IFRS 16.58 requires disclosure of the maturity analysis of lease liabilities applying IFRS 7.39 and IFRS 7.B11 separately from the maturity analyses of other financial liabilities. As such, the Group presented a separate line item for lease liabilities in the maturity analysis of its financial liabilities.

The maturity analysis should include the remaining contractual maturities for derivative financial liabilities, for which contractual maturities are essential to an understanding of the timing of the cash flows.

IFRS 7.B11B

The financial derivative instruments disclosed in the above table are the gross undiscounted cash flows. However, those amounts may be settled gross or net. The following table shows the corresponding reconciliation of those amounts to their carrying amounts:

Year ended 31 December 2024	On demand	Less than 3 months	3 to 12 months	1 to 5 years	Over 5 years	Total
	€000	€000	€000	€000	€000	€000
Inflows	800	1,000	250	700	950	3,700
Outflows	(1,970)	(2,740)	(391)	(1,191)	(1,329)	(7,621)
Net	(1,170)	(1,740)	(141)	(491)	(379)	(3,921)
Discounted at the applicable interbank rates	<u>(1,170)</u>	<u>(1,731)</u>	<u>(139)</u>	<u>(463)</u>	<u>(343)</u>	<u>(3,846)</u>

IFRS 7.39(a)(b)

Year ended 31 December 2023	On demand	Less than 3 months	3 to 12 months	1 to 5 years	Over 5 years	Total
	€000	€000	€000	€000	€000	€000
Inflows	500	1,000	–	–	–	1,500
Outflows	(549)	(1,255)	–	–	–	(1,804)
Net	(49)	(255)	–	–	–	(304)
Discounted at the applicable interbank rates	<u>(49)</u>	<u>(255)</u>	<u>–</u>	<u>–</u>	<u>–</u>	<u>(304)</u>

IFRS 7.39(a)(b)

Collateral

The Group has pledged part of its short-term deposits in order to fulfil the collateral requirements for the derivatives contracts. At 31 December 2024 and 2023, respectively, the fair values of the short-term deposits pledged were €5,000,000 and €2,000,000, respectively. The counterparties have an obligation to return the securities to the Group. The Group also holds a deposit in respect of derivative contracts of €565,000 as at 31 December 2024 (2023: €385,000). The Group has an obligation to repay the deposit to the counterparties upon settlement of the contracts. There are no other significant terms and conditions associated with the use of collateral.

IAS 7.48
IFRS 7.14
IFRS 7.38
IFRS 7.15
IFRS 7.36(b)

Notes to the consolidated financial statement (continued)

21. Financial assets and financial liabilities (continued)

21.6 Changes in liabilities arising from financing activities

IAS 7.44A
IAS 7.44C

	1 January 2024	Cash flows	Reclassified as part of disposal group	Foreign exchange movement	Changes in fair values	New leases	Other	31 December 2024
	€000	€000	€000	€000	€000	€000	€000	€000
Current interest-bearing loans and borrowings (excluding items listed below)	2,724	(2,032)	-	(6)	-	-	1,691	2,377
Current lease liabilities (Note 31)	418	(406)	-	-	-	42	401	455
Non-current interest-bearing loans and borrowings (excluding items listed below)	20,760	5,649	(5,809)	(51)	-	-	(1,108)	19,441
Non-current lease liabilities (Note 31)	2,553	-	-	-	-	551	(398)	2,706
Dividends payable	-	-	-	-	-	-	410	410
Derivatives	-	-	-	-	58	-	-	58
Total liabilities from financing activities	26,455	3,211	(5,809)	(57)	58	593	996	25,447

IAS 7.44B
IAS 7.44D

	1 January 2023	Cash flows	Foreign exchange movement	New leases	Other	31 December 2023
	€000	€000	€000	€000	€000	€000
Current interest-bearing loans and borrowings (excluding items listed below)	4,479	(4,250)	(10)	-	2,505	2,724
Current lease liabilities (Note 31)	355	(341)	-	22	382	418
Non-current interest-bearing loans and borrowings (excluding items listed below)	18,624	4,871	(57)	-	(2,678)	20,760
Non-current lease liabilities (Note 31)	2,734	-	-	203	(384)	2,553
Total liabilities from financing activities	26,192	280	(67)	225	(175)	26,455

IAS 7.44B
IAS 7.44D

The 'Other' column includes the effect of reclassification of non-current portion of interest-bearing loans and borrowings, including lease liabilities to current due to the passage of time, the accrual of special dividends that were not yet paid at year-end, and the effect of accrued but not yet paid interest on interest-bearing loans and borrowings, including lease liabilities. The Group classifies interest paid as cash flows from operating activities.

Commentary on IFRS accounting standards

IAS 7.44A requires an entity to provide disclosures that will enable the users of the financial statements to evaluate changes in liabilities arising from financing activities, including both changes arising from cash flows and non-cash changes. The Group provided a reconciliation between the opening and closing balances in the statement of financial position for liabilities arising from financing activities, which include the changes identified in IAS 7.44B as applicable. This reconciliation provides a link to the amounts recognised in the statement of cash flows (IAS 7.44D).

An entity may provide the disclosure required by IAS 7.44A in combination with disclosures of changes in other assets and liabilities. However, it is required to disclose the changes in liabilities arising from financing activities separately from the changes on those other assets and liabilities (IAS 7.44E).

There is no prescribed format for this disclosure, but Quality Holdings (Australia) Limited has selected a tabular format as it considered it the most efficient and meaningful way of meeting the requirement in IAS 7.44A and its objective, given the facts and circumstances.

Notes to the consolidated financial statement (continued)

22. Inventories

	2024	2023	IAS 2.36(b)
	€000	€000	IAS 1.78(c)
Raw materials (at cost)	6,240	7,136	
Work in progress (at cost)	13,357	9,722	
Finished goods (at lower of cost and net realisable value)	6,430	6,972	
Total inventories at the lower of cost and net realisable value	26,027	23,830	
During 2024, €286,000 (2023: €242,000) was recognised as an expense for inventories carried at net realisable value. This is recognised in cost of sales. For a subsequent event related to inventories, refer to Note 37 .			IAS 2.36(e)

Commentary on climate-related matters

Inventories might be impacted by climate-related matters in multiple ways. Due to the short-term nature of inventories, they would typically be more exposed to physical risks than transition risks.

23. Trade receivables and contract assets

Trade receivables

	2024	2023	IAS 1.78(b)
	€000	€000	IFRS 7.6
Receivables from third-party customers	24,845	21,376	
Receivables from an associate (Note 35)	551	582	
Receivables from other related parties (Note 35)	620	550	
	26,016	22,508	
Allowance for expected credit losses	(344)	(218)	
	25,672	22,290	

Trade receivables are non-interest bearing and are generally on terms of 30 to 90 days.

For terms and conditions relating to related party receivables, refer to [Note 35](#).

IAS 24.18(b)

Contract assets

As at 31 December 2024, the Group has contract assets of €4,541,000 (2023: €5,180,000) which is net of an allowance for expected credit losses of €6,000 (2023: €5,000).

IFRS 7.37
IFRS 15.118(c)

Set out below is the movement in the allowance for expected credit losses of trade receivables and contract assets:

IFRS 7.35H

	2024	2023	
	€000	€000	
As at 1 January	223	244	
Provision for expected credit losses (Note 13.9)	185	76	
Write-off	(54)	(95)	IFRS 7.35(c)
Foreign exchange movement	(4)	(2)	
As at 31 December	350	223	

IFRS 7.35I

The significant changes in the balances of trade receivables and contract assets are disclosed in [Note 4.2](#) whilst the information about the credit exposures are disclosed in [Note 21.5](#).

Commentary on IFRS accounting standards

IFRS 7.35H requires tabular disclosure of a reconciliation from the opening balance to the closing balance of the loss allowance by class of financial instrument. The Group has provided this required reconciliation for trade receivables and contract assets. The reconciliation for debt instruments at fair value through OCI was not provided as the movement of the loss allowance is not material.

IFRS 7.35I requires an entity to provide an explanation of how significant changes in the gross carrying amount of financial instruments during the period contributed to changes in the loss allowance. However, it does not explicitly require a reconciliation of movements in the gross carrying amounts in a tabular format and the requirement could be addressed using a narrative explanation.

Notes to the consolidated financial statement (continued)

23. Trade receivables and contract assets (continued)

Commentary on macroeconomic and geopolitical uncertainty

Large-scale business disruptions may give rise to liquidity issues for some entities and consumers. Changes in credit quality of loan portfolios and trade receivables (amongst other items) as a result of increasing interest rates, slowing or negative economic growth, geopolitical risks, rising inflation and other factors may have a significant influence on an entity's expected credit loss (ECL) measurement. Therefore, entities should consider the following in updating their ECL calculations:

- ▶ The use of reasonable and supportable information. Given the unprecedented circumstances, it is critical that entities provide transparent disclosure of the critical assumptions and judgements used to measure the ECL
- ▶ Re-segmentation of loan portfolios or groups or receivables
- ▶ Individual and collective assessment of loans, receivables and contract assets. In order to accelerate the detection of such changes in credit quality not yet detected at an individual level, it may be appropriate to adjust ratings and the probabilities of default on a collective basis, considering risk characteristics such as the industry or geographical location of the borrowers
- ▶ Changes in payment terms. If payment terms are extended or reduced in light of the current economic circumstances, the terms and conditions of the extension or reduction will have to be assessed to determine their impacts on the ECL estimate

The ECL calculation and the measurement of significant changes in credit risk both incorporate forward-looking information using a range of macroeconomic scenarios and, as such, entities need to reassess the inputs to their provision matrix used to calculate ECLs.

24. Cash and short-term deposits

	2024	2023
	€000	€000
Cash at banks and on hand	11,732	11,125
Short-term deposits	5,796	3,791
	17,528	14,916

Cash at banks earns interest at floating rates based on daily bank deposit rates. Short-term deposits are made for varying periods of between one day and three months, depending on the immediate cash requirements of the Group, and earn interest at the respective short-term deposit rates.

At 31 December 2024, the Group had available €5,740,000 (2023: €1,230,000) of undrawn committed borrowing facilities. IAS 7.50(a)

The Group has pledged a part of its short-term deposits to fulfil collateral requirements. Refer to [Note 21.5](#) for further details. IAS 7.48

For the purpose of the statement of cash flows, cash and cash equivalents comprise the following at 31 December: IAS 7.45

	2024	2023
	€000	€000
Cash at banks and on hand	11,732	11,125
Short-term deposits	5,796	3,791
Cash at banks and short-term deposits attributable to discontinued operations	1,294	–
	18,822	14,916
Bank overdrafts	(966)	(2,650)
Cash and cash equivalents	17,856	12,266

Commentary on IFRS accounting standards

The Group included its bank overdrafts as part of cash and cash equivalents. This is because these bank overdrafts are repayable on demand and form an integral part of the Group's cash management (IAS 7.8).

An entity would need to assess whether its banking arrangement is an integral part of its cash management. Cash management includes managing cash and cash equivalents for the purpose of meeting short-term commitments rather than for investment or other purposes. The Interpretations Committee concluded in June 2018 that if the balance of a banking arrangement does not often fluctuate from being negative to positive, then this indicates that the arrangement does not form an integral part of the entity's cash management and, instead represents a form of financing.

Notes to the consolidated financial statement (continued)

25. Issued capital and reserves

Authorised shares

	2024	2023	IAS 1.78(e)
	Thousands	Thousands	IAS 1.79(a)(i)
Ordinary shares of €1 each	22,588	20,088	IAS 1.79(a)(iii)
7% convertible preference shares of €1 each	2,500	2,500	
	25,088	22,588	

Ordinary shares issued and fully paid

	Thousands	€000	IAS 1.79(a)(ii),(iv)
At 1 January 2023 and 31 December 2023	19,388	19,388	
Issued on 1 May 2023 for acquisition of Extinguishers Limited (Note 8)	2,500	2,500	
At 31 December 2024	21,888	21,888	

During 2024, the authorised share capital was increased by €2,500,000 by the issue of 2,500,000 ordinary shares of €1 each.

Share premium

	€000	IAS 1.78(e)
At 1 January 2023	–	
Cash on exercise of share options in excess of cost of treasury shares	80	
At 31 December 2023	80	
Issuance of share capital for the acquisition of Extinguishers Limited (Note 8)	4,703	
Cash on exercise of share options in excess of cost of treasury shares	29	
Transaction costs for issued share capital	(32)	
At 31 December 2024	4,780	

Treasury shares

	Thousands	€000	IAS 1.79(a)(vi)
At 1 January 2023	335	774	
Issued for cash on exercise of share options	(65)	(120)	
At 31 December 2023	270	654	
Issued for cash on exercise of share options	(75)	(146)	
At 31 December 2024	195	508	

Share option schemes

The Group has two share option schemes under which options to subscribe for the Group's shares have been granted to certain senior executives and certain other employees. Refer to [Note 31](#) for further details.

Share options exercised in each respective year have been settled using the treasury shares of the Group. The reduction in the treasury share equity component is equal to the cost incurred to acquire the shares, on a weighted average basis. Any excess of the cash received from employees over the reduction in treasury shares is recorded in share premium.

Other capital reserves

	Share-based payments	Convertible preference shares	Total
	€000	€000	€000
As at 1 January 2023	338	228	566
Share-based payments expense during the year	298	–	298
At 31 December 2023	636	228	864
Share-based payments expense during the year	307	–	307
At 31 December 2024	943	228	1,171

Notes to the consolidated financial statement (continued)

25. Issued capital and reserves (continued)

Nature and purpose of reserves

IAS 1.79(b)

Other capital reserves

Share-based payments

The share-based payments reserve is used to recognise the value of equity-settled share-based payments provided to employees, including key management personnel, as part of their remuneration. Refer to [Note 33](#) for further details of these plans.

Convertible preference shares

The convertible preference share reserve covers the equity component of the issued convertible preference shares. The liability component is included in Interest-bearing loans and borrowings (see [Note 21.2](#)).

All other reserves are as stated in the consolidated statement of changes in equity.

OCI items, net of tax:

The disaggregation of changes of OCI by each type of reserve in equity is shown below:

IAS 1.106A

Year ended 31 December 2024	Cash flow hedge reserve	Cost of hedging reserve	Fair value reserve of financial assets at FVOCI	Foreign currency translation reserve	Asset revaluation surplus	Retained earnings	Total
	€000	€000	€000	€000	€000	€000	€000
Net gain on a hedge of net investment	-	-	-	195	-	-	195
Exchange differences on translation of foreign operations	-	-	-	(246)	-	-	(246)
Currency forward contracts	197	4	-	-	-	-	201
Commodity forward contracts	(617)	(23)	-	-	-	-	(640)
Reclassified to statement of profit or loss	(198)	(3)	(6)	-	-	-	(207)
Fair value loss on debt instruments at FVOCI	-	-	(9)	-	-	-	(9)
Fair value loss on equity instruments designated at FVOCI	-	-	(18)	-	-	-	(18)
Share of OCI of an associate	-	-	(30)	-	30	-	-
Remeasurement on defined benefit plan	-	-	-	-	-	257	257
Revaluation of office properties in Euroland	-	-	-	-	592	-	592
	(618)	(22)	(63)	(51)	622	257	125

Year ended 31 December 2023

	Cash flow hedge reserve	Fair value reserve of financial assets at FVOCI	Foreign currency translation reserve	Retained earnings	Total
	€000	€000	€000	€000	€000
Exchange differences on translation of foreign operations	-	-	(117)	-	(117)
Currency forward contracts	(265)	-	-	-	(265)
Reclassification to statement of profit or loss	289	-	-	-	289
Fair value loss on debt instruments at FVOCI	-	(4)	-	-	(4)
Reclassification to statement of profit or loss	-	3	-	-	3
Fair value gain on equity instruments designated at FVOCI	-	7	-	-	7
Remeasurement on defined benefit plan	-	-	-	(273)	(273)
	24	6	(117)	(273)	(360)

Notes to the consolidated financial statement (continued)

26. Distributions made and proposed

	2024	2023	
	€000	€000	
Cash dividends on ordinary shares declared and paid:			IAS 1.107
Final dividend for 2023: 5.66 cents per share (2022: 3.93 cents per share)	1,089	749	
Interim dividend for 2024: 4.66 cents per share (2023: 4.47 cents per share)	890	851	
	1,979	1,600	
Special cash dividends on ordinary shares declared but not paid:			
Special dividends for 2024: 2.14 cents per share (2023: Nil)	410	–	
Proposed dividends on ordinary shares:			
Final cash dividend for 2024: 5.01 cents per share (2023: 5.66 cents per share)	1,087	1,082	IAS 1.137(a)

Special dividends were approved by an extraordinary shareholders meeting on 15 December 2024 and are included as a separate line item in the statement of financial position. Proposed dividends on ordinary shares are subject to approval at the annual general meeting and are not recognised as a liability as at 31 December.

27. Provisions

	Assurance-type warranties	Restructuring	Decommissioning	Social security contributions on share options	Waste electrical and electronic equipment	Contingent liability recognised in a business combination	Onerous contracts	Total	
	€000	€000	€000	€000	€000	€000	€000	€000	
At 1 January 2024	118	–	–	4	53	–	–	175	IAS 37.84(a)
Acquisition of a subsidiary (Note 8)	–	900	1,200	–	–	380		2,480	
Arising during the year	112	–	–	26	102	20	20	280	IAS 37.84(b)
Utilised	(60)	(59)	–	(19)	(8)	–	–	(146)	IAS 37.84(c)
Unused amounts reversed	(6)	(6)	–	–	–	–	–	(12)	IAS 37.84(d)
Unwinding of discount and changes in the discount rate	2	17	21	1	2	–	–	43	IAS 37.84(e)
At 31 December 2024	166	852	1,221	12	149	400	20	2820	
Current	166	305	–	3	28	400	20	922	IAS 1.61
Non-current	–	547	1,221	9	121	–	–	1,898	IAS 37.85(a)

	Assurance-type warranties	Social security contributions on share options	Waste electrical and electronic equipment	Total	
	€000	€000	€000	€000	
At 1 January 2023	66	3	31	100	IAS 37.84(a)
Arising during the year	52	1	22	75	IAS 37.84(b)
At 31 December 2023	118	4	53	175	
Current	118	–	38	156	
Non-current	–	4	15	19	

Notes to the consolidated financial statement (continued)

27. Provisions (continued)

Commentary on IFRS accounting standards

The above table shows the voluntary disclosure of provisions for the comparative period as IAS 37.84 does not require such disclosure.

Assurance-type warranties

A provision is recognised for expected warranty claims on products sold during the year, based on past experience of the level of repairs and returns. It is expected that these costs will be incurred in the next financial year. Assumptions used to calculate the provision for warranties were based on current sales levels and current information available about returns based on the warranty period for all products sold.

IAS 37.85

Restructuring

Extinguishers Ltd recorded a restructuring provision prior to being acquired by the Group. The provision relates principally to the elimination of certain of its product lines. The restructuring plan was drawn up and announced to the employees of Extinguishers Limited in 2024 when the provision was recognised in its financial statements. The restructuring is expected to be completed by 2026.

Decommissioning

A provision has been recognised for decommissioning costs associated with a factory owned by Extinguishers Limited. The Group is committed to decommissioning the site as a result of the construction of the manufacturing facility for the production of fire retardant fabrics.

Social security contributions on share options

The provision for social security contributions on share options is calculated based on the number of options outstanding at the reporting date that are expected to be exercised. The provision is based on market price of the shares at the reporting date which is the best estimate of the market price at the date of exercise. It is expected that the costs will be incurred during the exercise period of 1 January 2025 to 31 December 2027.

Waste electrical and electronic equipment

The provision for waste electrical and electronic equipment is calculated based on sales after 13 August 2008 (new waste) and expected disposals of historical waste (sales up to 13 August 2008).

Onerous contracts

A provision is recognised for certain contracts with suppliers for which the unavoidable costs of meeting the obligations exceed the economic benefits expected to be received. It is anticipated that these costs will be incurred in the next financial year.

IAS 20.39(b)

28. Government grants

	2024	2023
	€000	€000
At 1 January	1,551	1,450
Received during the year	2,951	642
Released to the statement of profit or loss	(1,053)	(541)
At 31 December	3,449	1,551
Current	149	151
Non-current	3,300	1,400

Government grants have been received for the purchase of certain items of property, plant and equipment. There are no unfulfilled conditions or contingencies attached to these grants.

IAS 20.39(c)

29. Contract liabilities

	2024	2023
	€000	€000
Long-term advances for equipment	2,820	844
Short-term advances for installation services	1,374	1,258
Customer loyalty points	900	678
Service-type warranties	524	410
Equipment received from customers	224	184
Total contract liabilities (Note 4)	5,842	3,374
Current	2,880	2,486
Non-current	2,962	888

Notes to the consolidated financial statement (continued)

29. Contract liabilities (continued)

29.1 QualityPoints transactions

	2024	2023
	€000	€000
At 1 January	678	551
Deferred during the year	1,381	1,256
Recognised as revenue during the year	(1,159)	(1,129)
At 31 December	900	678
Current	398	346
Non-current	502	332

These amounts relate to the accrual and release of *QualityPoints* transactions. As at 31 December 2024, the estimated liability for unredeemed points amounted to €900,000 (2023: €678,000).

30. Trade and other payables

	2024	2023
	€000	€000
		Restated
Trade payables	15,421	18,551
Other payables	1,508	1,450
Related parties	40	22
	16,969	20,023

Terms and conditions of the above financial liabilities:

IFRS 7.39

- ▶ Trade payables are non-interest bearing and are normally settled by the Group on 60-day terms, including those trade payables that are included in the Group's supplier finance arrangement
- ▶ Other payables are non-interest bearing and have an average term of six months
- ▶ Interest payable is normally settled quarterly throughout the financial year
- ▶ For terms and conditions with related parties, refer to [Note 35](#)

IAS

7.44H(b)(iii)

For explanations on the Group's liquidity risk management processes, refer to [Note 21.5](#).

IFRS 7.39(c)

The Group has established a supplier finance arrangement that is offered to some of the Group's key suppliers in Euroland. Participation in the arrangement is at the suppliers' own discretion. Suppliers that participate in the supplier finance arrangement will receive early payment on invoices sent to the Group from the Group's external finance provider. If suppliers choose to receive early payment, they pay a fee to the finance provider, to which the Group is not party. In order for the finance provider to pay the invoices, the goods must have been received or supplied and the invoices approved by the Group. Payments to suppliers ahead of the invoice due date are processed by the finance provider and, in all cases, the Group settles the original invoice by paying the finance provider in line with the original invoice maturity date described above. Payment terms with suppliers have not been renegotiated in conjunction with the arrangement. The Group provides no security to the finance provider.

IAS 7.44F

IAS 7.44H(a)

All trade payables subject to the supplier finance arrangement are included in trade and other payables in the consolidated statement of financial position and within trade payables in the table above.

IAS 7.44H(b)(i)

	31 December 2024	31 December 2023	1 January 2023	
	€000	€000	€000	
			Restated	
Carrying amount of trade payables that are part of a supplier finance arrangement	8,278	7,437	6,238	IAS 7.44H(b)(i)
Of which suppliers have received payment	4,697	4,140	3,389	IAS 7.44H(b)(ii)

IAS 7.44H(c)

There were no significant non-cash changes in the carrying amount of the trade payables included in the Group's supplier finance arrangement.

Notes to the consolidated financial statement (continued)

30. Trade and other payables (continued)

Commentary on IFRS accounting standards

IAS 7.44F requires entities to disclose information about supplier finance arrangements, which are also described with other terms, such as supply chain finance, payables finance and reverse factoring. While IAS 7.44G describes the characteristics of such arrangements, the standard does not provide a clear definition of an arrangement in the scope of the disclosure requirements, which can make their application more challenging and increase the amount of judgement that entities need to apply. If an entity has several supplier finance arrangements, the terms and conditions need to be disclosed separately for the dissimilar arrangements.

The IFRS Interpretations Committee, in December 2020, addressed relevant aspects related to supplier finance arrangements that need to be considered when determining whether to derecognise, and how to classify, the liability and related cash flows, which may impact the disclosures provided.

31. Leases

Group as a lessee

The Group has lease contracts for various items of plant, machinery, vehicles and other equipment used in its operations. Leases of plant and machinery generally have lease terms between 3 and 15 years, whilst motor vehicles and other equipment generally have lease terms between 3 and 5 years. The Group's obligations under its leases are secured by the lessor's title to the leased assets. Generally, the Group is restricted from assigning and subleasing the leased assets and some contracts require the Group to maintain certain financial ratios. There are several lease contracts that include extension and termination options and variable lease payments, which are further discussed below.

The Group also has certain leases of machinery with lease terms of 12 months or less and leases of office equipment with low value. The Group applies the 'short-term lease' and 'lease of low-value assets' recognition exemptions for these leases.

Commentary on IFRS accounting standards

IFRS 16.52 requires lessees to disclose information in a single note or a separate section in the financial statements. However, there is no need to duplicate certain information that is already presented elsewhere, provided that information is incorporated by cross-reference in a single note or separate section. The Group provided most of the required disclosures by IFRS 16 in this section of the financial statements. Cross-references are provided for certain required information outside of this section.

Set out below are the carrying amounts of right-of-use assets recognised and the movements during the period:

	Plant and machinery	Motor vehicles	Other equipment	Total	
	€000	€000	€000	€000	
As at 1 January 2023	1,552	699	664	2,915	
Additions (Note 8)	124	58	46	228	IFRS 16.53(h)
Depreciation expense	(158)	(131)	(122)	(411)	IFRS 16.53(a)
As at 31 December 2023	1,518	626	588	2,732	IFRS 16.53(j)
Additions (Note 8)	424	108	78	610	IFRS 16.53(h)
Depreciation expense	(173)	(136)	(125)	(434)	IFRS 16.53(a)
As at 31 December 2024	1,769	598	541	2,908	IFRS 16.53(j)

Set out below are the carrying amounts of lease liabilities (included under interest-bearing loans and borrowings) and the movements during the period:

	2024	2023	
	€000	€000	
As at 1 January	2,971	3,089	
Additions	593	225	
Accretion of interest	178	185	IFRS 16.53(b)
Payments	(581)	(528)	
As at 31 December	3,161	2,971	
Current (Note 21.2)	455	418	
Non-current (Note 21.2)	2,706	2,553	

The maturity analysis of lease liabilities is disclosed in [Note 21.5](#).

IFRS 16.58

Notes to the consolidated financial statement (continued)

31. Leases (continued)

Group as a lessee (continued)

The following are the amounts recognised in profit or loss:

	2024	2023	IFRS 16.54
	€000	€000	
Depreciation expense of right-of-use assets	434	411	IFRS 16.53(a)
Interest expense on lease liabilities	178	185	IFRS 16.53(b)
Expense relating to short-term leases (included in cost of sales)	22	21	IFRS 16.53(c)
Expense relating to leases of low-value assets (included in administrative expenses)	18	17	IFRS 16.53(d)
Variable lease payments (included in cost of sales)	32	28	IFRS 16.53(e)
Total amount recognised in profit or loss	684	662	

The Group had total cash outflows for leases of €653,000 in 2024 (€594,000 in 2023). The Group also had non-cash additions to right-of-use assets and lease liabilities of €593,000 in 2024 (€225,000 in 2023). The future cash outflows relating to leases that have not yet commenced are disclosed in [Note 34](#). IFRS 16.53(g)
IFRS 16.59(b)(iv)
IAS 7.43

Commentary on IFRS accounting standards

IFRS 16.53 requires disclosure of the following information, which users of the financial statements have identified as being most useful to their analysis:

- ▶ Depreciation charge for right-of-use assets, split by class of underlying asset
- ▶ Interest expense on lease liabilities
- ▶ Short-term lease expense for such leases with a lease term greater than one month
- ▶ Low-value asset lease expense (except for portions related to short-term leases)
- ▶ Variable lease expense (i.e., for variable lease payments not included in the lease liability)
- ▶ Income from subleasing right-of-use assets
- ▶ Total cash outflow for leases
- ▶ Additions to right-of-use assets
- ▶ Gains and losses arising from sale and leaseback transactions
- ▶ Carrying amount of right-of-use assets at the end of the reporting period by class of underlying asset

All of the above disclosures are required to be presented in a tabular format, unless another format is more appropriate. The amounts to be disclosed must include costs that the lessee has included in the carrying amount of another asset during the reporting period (IFRS 16.54).

The standard requires disclosure of the total cash outflow for leases. The Group also included the cash outflow related to leases of low-value assets and short-term leases in the disclosure of the total cash outflow.

IFRS 16.55 requires disclosure of the amount of lease commitments for short-term leases when short-term lease commitments at the end of the reporting period are dissimilar to the same period's short-term lease expense (that is otherwise required to be disclosed). This disclosure requirement is not applicable to the Group.

IFRS 16.59 requires additional qualitative and quantitative information about a lessee's leasing activities necessary to meet the disclosure objective of the standard. This additional information may include, but is not limited to, information that helps users of the financial statements to assess:

- ▶ The nature of the lessee's leasing activities
- ▶ Future cash outflows to which the lessee is potentially exposed that are not reflected in the measurement of lease liabilities:
- ▶ Variable lease payments
- ▶ Extension options and termination options
- ▶ Residual value guarantees
- ▶ Leases not yet commenced to which the lessee is committed
- ▶ Restrictions or covenants imposed by leases
- ▶ Sale and leaseback transactions

Notes to the consolidated financial statement (continued)

31. Leases (continued)

Group as a lessee (continued)

The Group has lease contracts for machinery that contains variable payments based on the number of units to be manufactured. These terms are negotiated by management for certain machinery that is used to manufacture products without steady customer demand. Management's objective is to align the lease expense with the units manufactured and revenue earned. The following provides information on the Group's variable lease payments, including the magnitude in relation to fixed payments:

IFRS 16.59(b)(i)
IFRS 16.B49

	Fixed payments	Variable payments	Total
	€000	€000	€000
2024			
Fixed rent	352	–	352
Variable rent with minimum payment	176	47	223
Variable rent only	–	24	24
	528	71	599
2023			
Fixed rent	392	–	392
Variable rent with minimum payment	189	45	234
Variable rent only	–	21	21
	581	66	647

A 5% increase in units produced for the relevant products would increase total lease payments by 1%.

Commentary on IFRS accounting standards

Disclosures of additional information relating to variable lease payments could include (IFRS 16.B49):

- ▶ The lessee's reasons for using variable lease payments and the prevalence of those payments
- ▶ The relative magnitude of variable lease payments to fixed payments
- ▶ Key variables upon which variable lease payments depend on how payments are expected to vary in response to changes in those key variables
- ▶ Other operational and financial effects of variable lease payments

Entities would need to exercise judgement in determining the extent of disclosures needed to satisfy the disclosure objective of the standard (i.e., to provide a basis for users to assess the effect of leases on the financial position, financial performance, and cash flows of the lessee).

The Group has several lease contracts that include extension and termination options. These options are negotiated by management to provide flexibility in managing the leased-asset portfolio and align with the Group's business needs. Management exercises significant judgement in determining whether these extension and termination options are reasonably certain to be exercised (see [Note 3](#)).

Set out below are the undiscounted potential future rental payments relating to periods following the exercise date of extension and termination options that are not included in the lease term:

IFRS 16.59(b)(ii)
IFRS 16.B50

	Within five years	More than five years	Total
	€000	€000	€000
As at 31 December 2024			
Extension options expected not to be exercised	525	403	928
Termination options expected to be exercised	424	202	626
	949	605	1,554
As at 31 December 2023			
Extension options expected not to be exercised	504	398	902
Termination options expected to be exercised	388	176	564
	892	574	1,466

Notes to the consolidated financial statement (continued)

31. Leases (continued)

Group as a lessee (continued)

Commentary on IFRS accounting standards

Disclosures of additional information relating to extension and termination options could include (IFRS 16.B50):

- ▶ The lessee's reasons for using extension options or termination options and the prevalence of those options
- ▶ The relative magnitude of optional lease payments to lease payments
- ▶ The prevalence of the exercise of options that were not included in the measurement of lease liabilities
- ▶ Other operational and financial effects of those options

Entities would need to exercise judgement in determining the extent of disclosures needed to satisfy the disclosure objective of the standard (i.e., to provide a basis for users to assess the effect of leases on the financial position, financial performance, and cash flows of the lessee).

Group as a lessor

The Group has entered into operating leases on its investment property portfolio consisting of certain office and manufacturing buildings (see [Note 18](#)). These leases have terms of between five and 20 years. All leases include a clause to enable upward revision of the rental charge on an annual basis according to prevailing market conditions. The lessee is also required to provide a residual value guarantee on the properties. Rental income recognised by the Group during the year is €1,404,000 (2023: €1,377,000).

IFRS 16.90
IFRS 16.91
IFRS 16.92

Future undiscounted lease payments to be received under operating leases as at 31 December are, as follows:

	2024	2023	IFRS 16.97
	€000	€000	
Within one year	1,418	1,390	
Between 1 and 2 years	1,387	1,371	
Between 2 and 3 years	1,411	1,389	
Between 3 and 4 years	1,452	1,420	
Between 4 and 5 years	1,380	1,340	
More than 5 years	5,901	5,864	
	12,949	12,774	

32. Pensions and other post-employment benefit plans

Net employee defined benefit liabilities

	2024	2023
	€000	€000
US post-employment healthcare benefit plan	339	197
Euroland pension plan	2,711	2,780
Total	3,050	2,977

The Group has a defined benefit pension plan in Euroland (funded). Also, in the United States, the Group provides certain post-employment healthcare benefits to employees (unfunded). The Group's defined benefit pension plan is a final salary plan for Euroland employees, which requires contributions to be made to a separately administered fund.

IAS 19.135
IAS 19.136
IAS 19.138

This plan is governed by the employment laws of Euroland, which require final salary payments to be adjusted for the consumer price index upon payment during retirement. The level of benefits provided depends on the member's length of service and salary at retirement age. The fund has the legal form of a foundation and it is governed by the Board of Trustees, which consists of an equal number of employer and employee representatives. The Board of Trustees is responsible for the administration of the plan assets and for the definition of the investment strategy.

IAS 19.139

Notes to the consolidated financial statement (continued)

32. Pensions and other post-employment benefit plans (continued)

Each year, the Board of Trustees reviews the level of funding in the Euroland pension plan as required by Euroland's employment legislation. Such a review includes the asset-liability matching strategy and investment risk management policy. This includes employing the use of annuities and longevity swaps to manage the risks. The Board of Trustees decides its contribution based on the results of this annual review. Generally, it aims to have a portfolio mix of a combined 40% in equity and property and 60% in debt instruments. Euroland's employment legislation requires the Group to clear any plan deficit (based on a valuation performed in accordance with the regulations in Euroland) over a period of no more than five years after the period in which the deficit arises. The Board of Trustees aim to keep annual contributions relatively stable at a level such that no plan deficits (based on valuation performed in accordance with the regulations in Euroland) will arise.

IAS 19.146
IAS 19.147(a)

Since the pension liability is adjusted to the consumer price index, the pension plan is exposed to Euroland's inflation, interest rate risks and changes in the life expectancy for pensioners. As the plan assets include significant investments in listed equity shares of entities in manufacturing and consumer products sector, the Group is also exposed to equity market risk arising in the manufacturing and consumer products sector.

The following tables summarise the components of net benefit expense recognised in the statement of profit or loss and the funded status and amounts recognised in the statement of financial position for the respective plans:

Post-employment healthcare benefit plan

Net benefit expense (recognised in profit or loss)

	2024	2023
	€000	€000
Current service cost	142	108
Interest cost on benefit obligation	11	5
Net benefit expense	153	113

Changes in the present value of the defined benefit obligations:

	€000	IAS 19.141
Defined benefit obligation at 1 January 2023	88	
Interest cost	5	
Current service cost	108	
Benefits paid	(34)	
Exchange differences	30	
Defined benefit obligation at 31 December 2023	197	
Interest cost	11	
Current service cost	142	
Benefits paid	(21)	
Exchange differences	10	
Defined benefit obligation at 31 December 2024	339	

Notes to the consolidated financial statement (continued)

32. Pensions and other post-employment benefit plans (continued)

Euroland Plan

2024 changes in the defined benefit obligation and fair value of plan assets

	Pension cost charged to profit or loss					Remeasurement gains/(losses) in OCI						IAS 19.140 IAS 19.141
	1 January 2024	Service cost	Net interest expense	Sub-total included in profit or loss (Note 13.7)	Benefits paid	Return on plan assets (excluding amounts included in net interest expense)	Actuarial changes arising from changes in demographic assumptions	Actuarial changes arising from changes in financial assumptions	Experience adjustments	Sub-total included in OCI	Contributions by employer	31 December 2024
	€000	€000	€000	€000	€000	€000	€000	€000	€000	€000	€000	€000
Defined benefit obligation	(5,610)	(1,267)	(256)	(1,523)	868	–	211	(80)	(20)	111	–	(6,154)
Fair value of plan assets	2,830	–	125	125	(868)	256	–	–	–	256	1,100	3,443
Benefit liability	(2,780)			(1,398)	–	256	211	(80)	(20)	367	1,100	(2,711)

2023 changes in the defined benefit obligation and fair value of plan assets

	Pension cost charged to profit or loss					Remeasurement gains/(losses) in OCI						
	1 January 2023	Service cost	Net interest expense	Sub-total included in profit or loss (Note 13.7)	Benefits paid	Return on plan assets (excluding amounts included in net interest expense)	Actuarial changes arising from changes in demographic assumptions	Actuarial changes arising from changes in financial assumptions	Experience adjustments	Sub-total included in OCI	Contributions by employer	31 December 2023
	€000	€000	€000	€000	€000	€000	€000	€000	€000	€000	€000	€000
Defined benefit obligation	(5,248)	(1,144)	(283)	(1,427)	1,166	–	(201)	70	30	(101)	–	(5,610)
Fair value of plan assets	2,810	–	161	161	(1,166)	(289)	–	–	–	(289)	1,314	2,830
Benefit liability	(2,438)			(1,266)	–	(289)	(201)	70	30	(390)	1,314	(2,780)

Commentary on IFRS accounting standards

An entity must assess whether all or some disclosures should be disaggregated to distinguish plans or groups of plans with materially different risks under the requirements of IAS 19.138. For example, an entity may disaggregate disclosure about plans showing one or more of the following features: different geographical locations, characteristics such as flat salary pension plans, final salary pension plans or post-employment medical plans, regulatory environments, reporting segments and/or funding arrangements (e.g., wholly unfunded, wholly or partly funded).

Entities must exercise judgement and assess the grouping criteria according to their specific facts and circumstances. In this case, the Group has only one defined benefit pension plan in Euroland, hence there is no further disaggregation shown.

Additional disclosures may also be provided to meet the objectives in IAS 19.135. For example, an entity may present an analysis of the present value of the defined benefit obligation that distinguishes the nature, characteristics and risks of the obligation. Such a disclosure could distinguish:

- (a) between amounts owing to active members, deferred members, and pensioners
- (b) between vested benefits and accrued but not vested benefits
- (c) between conditional benefits, amounts attributable to future salary increases and other benefits

Notes to the consolidated financial statement (continued)

32. Pensions and other post-employment benefit plans (continued)

The acquisitions of Extinguishers Limited in 2024 and Lightbulbs Limited in 2023 did not affect plan assets or the defined benefit obligation, as neither of the entities had defined benefit plans.

The fair values of each major class of plan assets are as follows:

IAS 19.142

	Euroland plan	
	2024	2023
	€000	€000
Investments quoted in active markets:		
Listed equity investments		
Manufacturing and consumer products sector	830	655
Telecom sector	45	33
Bonds issued by Euroland Government	1,670	1,615
Cash and cash equivalents	400	250
Unquoted investments:		
Debt instruments issued by Good Bank International Limited	428	222
Property	70	55
Total	3,443	2,830

The plan assets include a property occupied by the Group with a fair value of €50,000 (2023: €50,000).

IAS 19.143

Commentary on IFRS accounting standards

Under IAS 19.142, the Group has separated the plan assets within different classes. The Group has a class - 'property', which has not been further classified into categories. The amount is not determined to be material to the consolidated financial statements.

The fair values of each class of plan assets were determined in accordance with the requirements of IFRS 13. However, the fair value disclosures required by IFRS 13 do not apply to plan assets measured at fair value in accordance with IAS 19.

The principal assumptions used in determining pension and post-employment medical benefit obligations for the Group's plans are shown below:

IAS 19.144

	2024	2023
	%	%
Discount rate:		
Euroland pension plan	4.9	5.5
Post-employment medical plan	5.7	5.9
Future salary increases:		
Euroland pension plan	3.5	4.0
Future consumer price index increases:		
Euroland pension plan	2.1	2.1
Healthcare cost increase rate	7.2	7.4
Life expectation for pensioners at the age of 65:	Years	Years
Euroland pension plan		
Male	20.0	20.0
Female	23.0	23.0
Post-employment healthcare benefit plan		
Male	19.0	19.0
Female	22.0	22.0

Notes to the consolidated financial statement (continued)

32. Pensions and other post-employment benefit plans (continued)

A quantitative sensitivity analysis for significant assumptions as at 31 December is, as shown below:

	Impact on defined benefit obligation		IAS 19.145
	2024	2023	
	€000	€000	
Assumptions for Euroland pension plan:			
Future pension cost increase:			
1% increase	70	60	
1% decrease	(80)	(70)	
Discount rate:			
0.5% increase	(90)	(100)	
0.5% decrease	80	70	
Future salary increases:			
0.5% increase	120	110	
0.5% decrease	(110)	(130)	
Life expectancy of male pensioners:			
Increase by 1 year	110	100	
Decrease by 1 year	(120)	(130)	
Life expectancy of female pensioners:			
Increase by 1 year	70	60	
Decrease by 1 year	(60)	(70)	
Assumptions for US post-employment healthcare benefit plan:			
Future pension cost increase:			
1% increase	110	105	
1% decrease	(90)	(95)	
Discount rate:			
0.5% increase	(90)	(120)	
0.5% decrease	100	80	
Life expectancy of male pensioners:			
Increase by 1 year	130	125	
Decrease by 1 year	(150)	(155)	
Life expectancy of female pensioners:			
Increase by 1 year	90	75	
Decrease by 1 year	(80)	(95)	

The sensitivity analyses above have been determined based on a method that extrapolates the impact on the defined benefit obligation as a result of reasonable changes in key assumptions occurring at the end of the reporting period. The sensitivity analyses are based on a change in a significant assumption, keeping all other assumptions constant. The sensitivity analyses may not be representative of an actual change in the defined benefit obligation as it is unlikely that changes in assumptions would occur in isolation from one another.

IAS 19.145(b)

The following are the expected payments or contributions to the defined benefit plan in future years:

	2024	2024	IAS 19.147(a)
	€000	€000	IAS 19.147(b)
Within the next 12 months (next annual reporting period)	1,500	1,350	IAS 19.147(c)
Between 2 and 5 years	2,150	2,050	
Between 5 and 10 years	2,160	2,340	
Beyond 10 years	3,000	2,600	
Total expected payments	8,810	8,340	

The average duration of the defined benefit plan obligation at the end of the reporting period is 26.5 years (2023: 25.3 years).

Notes to the consolidated financial statement (continued)

32. Pensions and other post-employment benefit plans (continued)

Commentary on IFRS accounting standards

IAS 19.145(c) also requires disclosure of changes from the previous period in the methods and assumptions used in preparing the sensitivity analyses, and the reasons for such changes. The Group did not have such changes.

IAS 19.145(a) requires disclosure of sensitivity analyses showing how the defined benefit obligation would be affected by reasonably possible changes in actuarial assumptions. The purpose of this publication is to illustrate the disclosures required and the changes in the assumptions provided in the sensitivity analyses above are not necessarily reflective of those in the current markets.

The standard includes some overarching disclosure objectives and considerations that provide a framework to identify the overall tone and extent of disclosures that should be included in the financial statement notes. For example, IAS 19.136 indicates that entities should consider the following when providing defined benefit plan disclosures:

- ▶ The level of detail necessary to satisfy the disclosure requirements
- ▶ How much emphasis to place on each of the various requirements
- ▶ How much aggregation or disaggregation to undertake
- ▶ Whether users of financial statements need additional information to evaluate the quantitative information disclosed

These considerations are meant to assist entities in reconciling the overriding disclosure objective along with the fact that an extensive list of required disclosures still remains in the standard. In the Basis for Conclusions accompanying IAS 19, the IASB emphasise that information that is immaterial is not required to be disclosed, as set out in IAS 1.31.

The addition of clear disclosure objectives provides entities with an opportunity to take a fresh look at their defined benefit plan disclosures. Eliminating immaterial disclosures would enhance the financial statement users' ability to focus on those transactions and details that truly matter.

Commentary on macroeconomic and geopolitical uncertainty

Increasing interest rates, slowing or negative economic growth, geopolitical risks, rising inflation and a reduction in asset values may have triggered the need for a re-measurement of the defined benefit obligation and pension plan assets. The current environment may continue to affect the values of the plan assets and obligations resulting in potential volatility in the amount of the net defined benefit pension plan surplus/deficit recognised.

The impact of the current macroeconomic and geopolitical environment will vary by entity, with some entities recognising increases in net pension assets, while others having to recognise decreases. Entities should ensure that sufficient disclosures are made such that users are able to understand the impacts on pension plans.

33. Share-based payments

Senior Executive Plan

IFRS 2.45(a)

Under the Senior Executive Plan (SEP), share options of the parent are granted to senior executives of the parent, including members of key management personnel, with more than 12 months' service. The exercise price of the share options is equal to the market price of the underlying shares on the date of grant. The share options vest if and when the Group's EPS (non-market condition) increases by 10% within three years from the date of grant and the senior executive remains employed on such date. The share options granted will not vest if the EPS performance condition is not met.

The fair value of the share options is estimated at the grant date using a binomial option pricing model, taking into account the terms and conditions on which the share options were granted. However, the above performance condition is only considered in determining the number of instruments that will ultimately vest.

IFRS 2.46

The share options can be exercised up to two years after the three-year vesting period and therefore, the contractual term of each option granted is five years. There are no cash settlement alternatives. The Group does not have a past practice of cash settlement for these share options. The Group accounts for the SEP as an equity-settled plan.

Notes to the consolidated financial statement (continued)

33. Share-based payments (continued)

General Employee Share Option Plan

IFRS 2.45(a)

Under the General Employee Share Option Plan (GESP), the Group, at its discretion, may grant share options of the parent to employees other than senior executives, once the employee has completed two years of service. Vesting of the share options is dependent on the Group's total shareholder return (TSR) as compared to a group of principal competitors. Employees must remain in service for a period of three years from the date of grant. The fair value of share options granted is estimated at the date of grant using a Monte-Carlo simulation model, taking into account the terms and conditions on which the share options were granted. The model simulates the TSR and compares it against the group of principal competitors. It takes into account historical and expected dividends, and the share price volatility of the Group relative to that of its competitors so as to predict the share performance.

IFRS 2.46
IFRS 2.47(a)(iii)

The exercise price of the share options is equal to the market price of the underlying shares on the date of grant. The contractual term of the share options is five years and there are no cash settlement alternatives for the employees. The Group does not have a past practice of cash settlement for these awards.

IFRS 2.46

Share Appreciation Rights

The Group's business development employees are granted Share Appreciation Rights (SARs), settled in cash. The SARs vest when a specified target number of new sales contracts (non-market vesting condition) are closed within three years from the date of grant and the employee continues to be employed by the Group at the vesting date. The SARs can be exercised up to three years after the three-year vesting period and therefore, the contractual term of the SARs is six years. The liability for the Share Appreciation Rights is measured, initially and at the end of each reporting period until settled, at the fair value of the Share Appreciation Rights. This is done by applying an option pricing model, taking into account the terms and conditions on which the Share Appreciation Rights were granted, and the extent to which the employees have rendered services to date.

IFRS 2.45(a)
IFRS 2.46
IFRS
2.47(a)(iii)

The carrying amount of the liability relating to the SARs at 31 December 2024 was €299,000 (2023: €194,000). No SARs had vested, granted or forfeited at 31 December 2024 and 2023, respectively.

IFRS 2.50
IFRS 2.51(b)

The expense recognised for employee services received during the year is shown in the following table:

	2024	2023
	€	€
Expense arising from equity-settled share-based payment transactions	307,000	298,000
Expense arising from cash-settled share-based payment transactions	105,000	194,000
Total expense arising from share-based payment transactions	412,000	492,000

IFRS 2.50
IFRS 2.51(a)

There were no cancellations or modifications to the awards in 2024 or 2023.

IFRS 2.47(c)

Movements during the year

The following table illustrates the number and weighted average exercise prices (WAEP) of, and movements in, share options during the year (excluding SARs):

	2024 Number	2024 WAEP	2023 Number	2023 WAEP	
Outstanding at 1 January	575,000	€2.85	525,000	€2.75	
Granted during the year	250,000	€3.85	155,000	€3.13	
Forfeited during the year	–	–	(25,000)	€2.33	
Exercised during the year	(75,000) ²	€2.33	(65,000) ¹	€3.08	IFRS 2.45(c)
Expired during the year	(25,000)	€3.02	(15,000)	€2.13	
Outstanding at 31 December	725,000	€3.24	575,000	€2.85	IFRS 2.45(d)
Exercisable at 31 December	110,000	€2.98	100,000	€2.51	IFRS 2.45(b)

IFRS 2.45(c)

¹ The weighted average share price at the date of exercise of these options was €4.09.

² The weighted average share price at the date of exercise of these options was €3.13.

Notes to the consolidated financial statement (continued)

33. Share-based payments (continued)

The weighted average remaining contractual life for the share options outstanding as at 31 December 2024 was 2.94 years (2023: 2.60 years). IFRS 2.45(d)

The weighted average fair value of options granted during the year was €1.32 (2023: €1.18). IFRS 2.47(a)

The range of exercise prices for options outstanding at the end of the year was €2.33 to €3.85 (2023: €2.13 to €3.13). IFRS 2.45(d)

The following tables list the inputs to the models used for the three plans for the years ended 31 December 2024 and 2023, respectively: IFRS 2.47(a)(i)

	2024 SEP	2024 GESP	2024 SAR
Weighted average fair values at the measurement date	€3.45	€3.10	€2.80
Dividend yield (%)	3.13	3.13	3.13
Expected volatility (%)	15.00	16.00	18.00
Risk-free interest rate (%)	5.10	5.10	5.10
Expected life of share options/SARs (years)	4.25	3.00	6.00
Weighted average share price (€)	3.10	3.10	3.12
Model used	Binomial	Monte Carlo	Binomial
	2023 SEP	2023 GESP	2023 SAR
Weighted average fair values at the measurement date	€3.30	€3.00	€2.60
Dividend yield (%)	3.01	3.01	3.01
Expected volatility (%)	16.30	17.50	18.10
Risk-free interest rate (%)	5.00	5.00	5.00
Expected life of options/SARs (years)	4.25	3.00	6.00
Weighted average share price (€)	2.86	2.86	2.88
Model used	Binomial	Monte Carlo	Binomial

The expected life of the share options and SARs is based on historical data and current expectations and is not necessarily indicative of exercise patterns that may occur. The expected volatility reflects the assumption that the historical volatility over a period similar to the life of the options is indicative of future trends, which may not necessarily be the actual outcome. IFRS 2.47(a)(ii)

34. Commitments and contingencies

Commitments

At 31 December 2024, the Group had commitments of €2,310,000 (2023: €4,500,000) including €2,000,000 (2023: €Nil) relating to the completion of the fire equipment safety facility and €310,000, (2023: €516,000) relating to trade purchase commitments by the Group's joint venture. IAS 16.74(c)
IFRS 12.23(a)
IFRS 12.B18-B19

The Group has various lease contracts that have not yet commenced as at 31 December 2024. The future lease payments for these non-cancellable lease contracts are €48,000 within one year, €195,000 within five years and €107,000 thereafter. IFRS 16.59(b)(iv)

Legal claim contingency

An overseas customer has commenced an action against the Group in respect of equipment claimed to be defective. The estimated payout is €850,000 should the action be successful. A trial date has not yet been set. Therefore, it is not practicable to state the timing of the payment, if any. IAS 37.86

The Group has been advised by its legal counsel that it is only possible, but not probable, that the action will succeed. Accordingly, no provision for any liability has been made in these financial statements.

Guarantees

The Group has provided the following guarantees at 31 December 2024:

- ▶ Guarantee to an unrelated party for the performance in a contract by the joint venture. No liability is expected to arise IAS 24.21(h)
IAS 24.19(d)
IAS 24.19(e)
- ▶ Guarantee of its share of €20,000 (2023: €13,000) of the associate's contingent liabilities which have been incurred jointly with other investors IAS 37.86

Contingent liabilities

The Group recognised a contingent liability of €400,000 in the course of the acquisition of Extinguishers Limited (see [Notes 8](#) and [27](#)). IFRS 12.23(b)

Notes to the consolidated financial statement (continued)

35. Related party disclosures

[Note 7](#) provides information about the Group's structure, including details of the subsidiaries and the holding company. The following table provides the total amount of transactions that have been entered into with related parties for the relevant financial year.

		Sales to related parties	Purchases from related parties	Amounts owed by related parties*	Amounts owed to related parties*	IAS 24.18 IAS 24.21
		€	€	€	€	
Entity with significant influence over the Group:						
International Fires P.L.C.	2024	7,115,889	–	620,989	–	
	2023	5,975,222	–	550,103	–	
Associate:						
Power Works Limited	2024	2,987,882	–	551,996	–	
	2023	2,113,452	–	582,224	–	
Joint venture in which the parent is a venturer:						
Showers Limited	2024	–	589,975	–	30,204	
	2023	–	431,0885	–	12,123	
Key management personnel of the Group:						
Other directors' interests	2024	225,022	510,400	–	10,000	
	2023	135,135	489,790	–	10,000	

* The amounts are classified as trade receivables and trade payables, respectively (see [Notes 23](#) and [30](#)).

		Interest received	Amounts owed by related parties	IAS 24.13 IAS 24.18
		€	€	
Loans from/to related parties				
Associate:				
Power Works Limited	2024	20,000	200,000	
	2023	–	–	
Key management personnel of the Group:				
Directors' loans	2024	1,000	13,000	
	2023	–	8,000	

There were no transactions other than dividends paid between the Group and S.J. Limited, the ultimate parent during the financial year (2023: €Nil).

Loan to an associate

The loan granted to Power Works Limited is intended to finance an acquisition of new machines for the manufacturing of fire prevention equipment. The loan is fully-secured and repayable in full on 1 June 2025. Interest is charged at 10%.

Terms and conditions of transactions with related parties

The sales to and purchases from related parties are made on terms equivalent to those that prevail in arm's length transactions. Outstanding balances at the year-end are unsecured and interest free and settlement occurs in cash. There have been no guarantees provided or received for any related party receivables or payables. For the year ended 31 December 2024, the Group recognised provision for expected credit losses of €2,000 relating to amounts owed by related parties (2023: €1,000).

IAS 24.21
IAS 24.18(b)

Commentary on IFRS accounting standards

The disclosure that transactions with related parties are made on terms equivalent to an arm's length transaction is only required if an entity can substantiate such terms, but IAS 24.23 does not require such a disclosure. The Group was able to substantiate the terms and therefore provides the disclosure.

Notes to the consolidated financial statement (continued)

35. Related party disclosures (continued)

Commitments with related parties

On 1 July 2024, Bright Sparks Limited entered into a two-year agreement ending 30 June 2026 with Power Works Limited to purchase specific electrical and optical cables that Bright Sparks Limited uses in its production cycle. Bright Sparks Limited expects the potential purchase volume to be €750,000 in 2025 and €250,000 in the first 6 months of 2026. The purchase price is based on Power Works Limited's actual cost plus a 5% margin and will be settled in cash within 30 days of receiving the inventories.

IAS 24.18(b)
IAS 24.21(i)

The Group has provided a contractual commitment to Fire Equipment Test Lab Limited, whereby if the assets held as collateral by Fire Equipment Test Lab Limited for its borrowing fall below a credit rating of 'AA', the parent will substitute assets of an equivalent of 'AA' rating. The maximum fair value of the assets to be replaced is €200,000 as at 31 December 2024 (2023: €210,000).

IFRS 12.14-15

Transactions with key management personnel

Director's loans

The Group offers senior management a facility to borrow up to €20,000, repayable within five years from the date of disbursement. Such loans are unsecured, and the interest rate is based on EURIBOR plus 0.8%. Any loans granted are included in financial instruments on the face of the statement of financial position.

IAS 24.18

Other directors' interests

During both 2024 and 2023, Group companies made purchases at market prices from Gnome Industries Limited, of which the spouse of one of the directors of the Group is a director and controlling shareholder.

IAS 24.18
IAS 24.19(f)

One director has a 25% (2023: 25%) equity interest in Home Fires Limited. The Group has a contract for the supply of fire extinguishers to Home Fires Limited. During 2024 and 2023, the Group supplied fire extinguishers to Home Fires Limited at market prices.

Compensation of key management personnel of the Group

IAS 24.17

	2024	2023
	€	€
Short-term employee benefits	3,417,483	2,965,140
Post-employment pension and medical benefits	455,557	359,009
Termination benefits	158,725	–
Share-based payment transactions	312,727	63,860
Total compensation paid to key management personnel	4,344,492	3,388,009

The amounts disclosed in the table are the amounts recognised as an expense during the reporting period related to key management personnel. Senior management personnel of the Group, excluding non-executive directors, are included in an annual cash bonus scheme. Bonuses in this scheme are determined on the basis of both financial and non-financial KPIs, such as emission reduction targets and recycling targets, depending on their roles. Amounts awarded under this scheme are included in short-term employee benefits in the table above.

Generally, the non-executive directors do not receive pension entitlements from the Group. During 2024, an amount of €110,725 was paid to a director who retired from an executive director's position in 2023.

Directors' interests in the Senior Executive Plan

Share options held by executive members of the Board of Directors under the Senior Executive Plan to purchase ordinary shares have the following expiry dates and exercise prices:

Date of grant	Expiry date	Exercise price	202 Number outstanding	2023 Number outstanding
2023	2026	€2.33	10,000	10,000
2023	2026	€3.13	83,000	83,000
2024	2027	€3.85	27,000	–
Total			120,000	93,000

IAS 24.17(e)

No share options have been granted to the non-executive members of the Board of Directors under this scheme. Refer to [Note 33](#) for further details on the scheme.

Notes to the consolidated financial statement (continued)

35. Related party disclosures (continued)

Commentary on IFRS accounting standards

Certain jurisdictions may require additional and more extensive disclosures, e.g., remuneration and benefits of key management personnel and members of the Board of Directors.

36. Standards issued but not yet effective

The new and amended standards and interpretations that are issued, but not yet effective, up to the date of issuance of the Group's financial statements are disclosed below. The Group intends to adopt these new and amended standards and interpretations, if applicable, when they become effective.

IAS 8.30
IAS 8.31(d)

Lack of exchangeability - Amendments to IAS 21

IAS 8.31

In August 2023, the IASB issued amendments to IAS 21 The Effects of Changes in Foreign Exchange Rates to specify how an entity should assess whether a currency is exchangeable and how it should determine a spot exchange rate when exchangeability is lacking. The amendments also require disclosure of information that enables users of its financial statements to understand how the currency not being exchangeable into the other currency affects, or is expected to affect, the entity's financial performance, financial position and cash flows.

The amendments will be effective for annual reporting periods beginning on or after 1 January 2025. Early adoption is permitted, but will need to be disclosed. When applying the amendments, an entity cannot restate comparative information.

The amendments are not expected to have a material impact on the Group's financial statements.

IFRS 18 Presentation and Disclosure in Financial Statements

In April 2024, the IASB issued IFRS 18, which replaces IAS 1 Presentation of Financial Statements. IFRS 18 introduces new requirements for presentation within the statement of profit or loss, including specified totals and subtotals. Furthermore, entities are required to classify all income and expenses within the statement of profit or loss into one of five categories: operating, investing, financing, income taxes and discontinued operations, whereof the first three are new.

It also requires disclosure of newly defined management-defined performance measures, subtotals of income and expenses, and includes new requirements for aggregation and disaggregation of financial information based on the identified 'roles' of the primary financial statements (PFS) and the notes.

In addition, narrow-scope amendments have been made to IAS 7 Statement of Cash Flows, which include changing the starting point for determining cash flows from operations under the indirect method, from 'profit or loss' to 'operating profit or loss' and removing the optionality around classification of cash flows from dividends and interest. In addition, there are consequential amendments to several other standards.

IFRS 18, and the amendments to the other standards, is effective for reporting periods beginning on or after 1 January 2027, but earlier application is permitted and must be disclosed. IFRS 18 will apply retrospectively.

The Group is currently working to identify all impacts the amendments will have on the primary financial statements and notes to the financial statements.

IFRS 19 Subsidiaries without Public Accountability: Disclosures

In May 2024, the IASB issued IFRS 19, which allows eligible entities to elect to apply its reduced disclosure requirements while still applying the recognition, measurement and presentation requirements in other IFRS accounting standards. To be eligible, at the end of the reporting period, an entity must be a subsidiary as defined in IFRS 10, cannot have public accountability and must have a parent (ultimate or intermediate) that prepares consolidated financial statements, available for public use, which comply with IFRS accounting standards.

IFRS 19 will become effective for reporting periods beginning on or after 1 January 2027, with early application permitted.

As the Group's equity instruments are publicly traded, it is not eligible to elect to apply IFRS 19.

Notes to the consolidated financial statement (continued)

36. Standards issued but not yet effective (continued)

Commentary on IFRS accounting standards

IAS 8.30 requires disclosure of standards that have been issued but are not yet effective. These disclosures are required to provide known or reasonably estimable information to enable users to assess the possible impact of the application of such IFRS accounting standards on an entity's financial statements. The Group has listed all standards and interpretations that are not yet effective, primarily for the illustrative purpose of these financial statements. An alternative that entities may consider would be to only list and address those which are expected to have an impact on the Group's financial position, performance, presentation and/or disclosures.

37. Events after the reporting period

On 14 January 2025, a building with a net book value of €1,695,000 was severely damaged by flooding and inventories with a net book value of €857,000 were destroyed. It is expected that insurance proceeds will fall short of the costs of rebuilding and loss of inventories by €750,000.

IAS 10.21
IAS 10.10

Appendices	37	36	35	34	33	32	31	30	29	28	27	26	25	24	23	22	21	20	19	18	17	16	15	14	13	12	11	10	9	8	7	6	5	4	3	2	1			
	Additional Australian disclosures										Notes										Consolidated financial statements										Introduction					Contents				

Additional Australian disclosure requirements



Additional Australian disclosure requirements

Contents

Corporate information	147
Directors' report	148
Remuneration report - Audited	159
Corporate governance	178
Disclosures in the financial statements	179
Consolidated entity disclosure statement	189
Directors' declaration	190
ASX additional information.....	191

For the year ended 31 December 2024

Australian Accounting Standards as at 30 June 2024

The disclosure requirements of the following Australian Accounting Standards are applicable to the Group and have been illustrated in this section:

AASB 1054	Australian Additional Disclosures
Interpretation 1031	Accounting for the Goods and Services Tax (GST)
Interpretation 1052	Tax Consolidation Accounting

The disclosure requirements of the Corporation Act 2001, Corporations Regulations 2001, ASIC and ASX are also applicable to the Group and have been illustrated in this section. The following abbreviations are used:

ASIC CI	Australian Securities & Investments Commission Corporations Instrument
CA 300A	Corporations Act 2001, section 300A
Reg 2M.3.03(1)	Corporations Regulations 2001, Chapter 2M, Regulation 3.03, paragraph 1
ASX	Australian Securities Exchange Listing Rules

The disclosure requirements of the following Australian Accounting Standards are not applicable to the Group and have therefore not been illustrated in this supplement:

AASB 1004	Contributions
AASB 1023	General Insurance Contracts (Public sector entities only)
AASB 1039	Concise Financial Reports
AASB 1049	Whole of Government and General Government Sector Financial Reporting
AASB 1050	Administered Items
AASB 1051	Land Under Roads
AASB 1052	Disaggregated Disclosures
AASB 1053	Application of Tiers of Accounting Standards
AASB 1055	Budgetary Reporting
AASB 1056	Superannuation Entities
AASB 1057	Application of Australian Accounting Standards
AASB 1058	Income of Not-for-Profit Entities
AASB 1059	Service Concession Arrangements: Grantors
AASB 1060	General Purpose Financial Statements - Simplified Disclosures for For-Profit and Not-for-Profit Tier 2 Entities
Interpretation 1003	Australian Petroleum Resource Rent Tax
Interpretation 1019	The Superannuation Contributions Surcharge
Interpretation 1030	Depreciation of Long-Lived Physical Assets: Condition-Based Depreciation and Related Methods
Interpretation 1038	Contributions by Owners Made to Wholly-Owned Public Sector Entities
Interpretation 1055	Accounting for Road Earthworks

Corporate information

ABN 00 000 000 000

CA 153(2)

Directors

V. Sheen, Chair
T. Hannah (Managing Director and CEO)
D.J. Estreux
M. Simson

Company Secretary

G.K. Dellas

Registered office

Fire House
Ashdown Square
Australia

Principal place of business

Bush Avenue
Mulberry Park
Australia
Phone: 61 2 9876 5432

Share register

Everest Registry Services
23rd Floor
43 Terry Street
Mulberry Park
Australia
Phone: 61 2 9876 5431

Quality Holdings (Australia) Limited shares are listed on the Australian Stock Exchange (ASX)

ASX 4.10.13

Solicitors

Solicitors & Co
7 George Street
Mulberry Park
Australia

Bankers

Bank Limited
Martin Place
Mulberry Park
Australia

Auditors

EY
Mulberry Park
Australia

General commentary

While there is no specific requirement in the Corporations Act to disclose information relating to the entity's solicitors, bankers and auditors as part of the Corporate information, the above is an illustration of common disclosures as seen in practice.

Contents

Corporate Information

Introduction

Directors' Report

Consolidated financial statements

Remuneration report - Audited

Notes

Corporate governance

Additional Australian disclosures

Disclosures in the financial statements

Directors' declaration

Directors' declaration

Appendices

ASX Additional information

Directors' report

Your directors submit their report for the year ended 31 December 2024

Directors

CA 298(1)

The names and details of the Company's directors in office during the financial year and until the date of this report are set out below. Directors were in office for this entire period unless otherwise stated.

CA 300(1)(c)

Names, qualifications, experience and special responsibilities

CA 300(10)(a)

V. Sheen (Non-Executive Chair)

V. Sheen joined Quality Holdings (Australia) Limited in 2019 as Non-Executive Chair. He also serves on the Group's audit committee and is chair of the remuneration and nomination committees. During the past three years, Mr Sheen has served as a director of the following other listed companies:

D.A. Bank Ltd* – appointed 30 June 2020

The Oil Company Ltd* – appointed 15 July 2021

Spartan Ltd – appointed 30 October 2015, resigned 29 October 2022

CA 300(11)(e)

* Denotes current directorship

T. Hannah, B.Sc. (Managing Director and CEO)

T. Hannah joined Quality Holdings (Australia) Limited as part of the acquisition of the fire prevention business in 2003, becoming Production Manager in 2015 and Managing Director in 2019. He also serves on the Group's remuneration committee and is chair of the Group's finance and treasury committees.

D.J. Estreux, B.Com., FCA. (Finance Director)

D.J. Estreux joined Quality Holdings (Australia) Limited as Finance Director in 2019. Prior to joining the Group, he was a senior partner in an accounting firm. Mr Estreux also serves on the Group's finance and treasury committees.

M. Krupp, LL.B.

M. Krupp has combined her work as a practising solicitor with her role as a non-executive director of the Company since 2017. She resigned as a non-executive director of the board on 31 January 2025. M. Krupp served as chair of the Group's audit committee and was a member of the Group's nomination committee. During the past three years she has also served as a director of the following listed companies:

Castle Ltd* – appointed 15 July 2021

Carrington Ltd – appointed 30 June 2019, resigned 29 June 2023

CA 300(11)(e)

* Denotes current directorship

M. Simson, M. Eng.

M. Simson joined the board of Quality Holdings (Australia) Limited as a non-executive director in 2020. He is an engineer with significant expertise in the electronics and aviation industries and also serves on the nomination and remuneration committees of the Group.

C. Mohot

C. Mohot is an American citizen and served as the President of the Australasian operations of S.J. Limited, the ultimate holding company of Quality Holdings (Australia) Limited, from 2016 to 2020 and non-executive director and member of the audit and remuneration committees from January 2020. She retired as a non-executive director of the board on 28 July 2024. During the past three years Ms Mohot has held the following listed company directorships:

DE Manufacturing Ltd – appointed 31 December 2019, resigned 30 June 2022

Directors' report (continued)

Directors (continued)

Officers who are former partners of the auditors of the Company

CA 300(1)(ca)

The following person was an officer of the Company at any time during the year and was previously a partner of the current audit firm, Ernst & Young, Australia, at the time when the audit firm undertook the audit of the Group:

D.J. Estreux

Interests in the shares, rights and options of the Company and related bodies corporate

CA 300(1)(a),(c)

As at the date of this report, the interests of the directors in the shares, performance rights and options of Quality Holdings (Australia) Limited were:

	Number of ordinary shares	Number of preference shares	Number of options over ordinary shares	Number of performance rights over ordinary shares
V. Sheen	331,940	20,000	-	-
T. Hannah	702,000	6,000	60,000	50,000
D.J. Estreux	117,500	5,000	48,500	50,000
M. Krupp	122,000	-	-	-
C. Mohot	92,000	-	-	-
M. Simson	59,000	-	-	-

Company Secretary

G.K. Dellas B.Com. (Hons), FCA.

CA 300(10)(d)

G.K. Dellas has been the Company Secretary of Quality Holdings (Australia) Limited for eight years. She is a chartered accountant with over 30 years' experience.

Dividends

	Cents	\$000
Final dividends recommended: ordinary shares	5.01	1,087
Dividends paid in the year: <i>Interim for the year</i> on ordinary shares	4.66	877
on preference shares	0.46	13
		890
<i>Final for 2024 shown as recommended in the 2024 financial report</i> on ordinary shares	5.66	1,069
on preference shares	0.46	13
		1,082

General commentary

Dividend information presented above includes dividends on preference shares in addition to dividends on ordinary shares for illustrative purposes. In the notes to the financial statements, it is assumed that dividends were only paid on ordinary shares.

Directors' report (continued)

Principal activities

The principal activities during the year of entities within the consolidated group were:

CA 299(1)(c)

- ▶ Supply and servicing of electronic equipment for defence, aviation and electrical safety markets
- ▶ Production, installation and servicing of extinguishers, fire prevention equipment and fire retardant fabrics
- ▶ Management of investment property
- ▶ Production of rubber hosepipes for commercial applications
- ▶ Leasing of offices and manufacturing sites that are surplus to the Group's requirements

Other than the planned discontinuance of the rubber equipment segment which came about through the decision to sell Hose Limited, there have been no other significant changes in the nature of these activities during the year.

Operating and financial review

CA 299(1)(a)
CA 299A(1)
ASX 4.10.17

General commentary

The appropriate information to disclose in the operating and financial review will depend upon the entity's business operations and the sector in which it operates.

The requirements of the Corporations Act 2001 are:

- ▶ For all entities, a review of operations and the results of those operations
- ▶ For listed entities, information that members of the listed entity would reasonably require to make an informed assessment of:
 - ▶ The operations
 - ▶ Financial position
 - ▶ The business strategies, and prospects for future financial years

Please also note that for listed entities, ASIC RG 247 *Effective disclosure in an operating and financial review* assists directors of listed entities in preparing useful and meaningful operating and financial reviews.

The purpose of this section is to:

- ▶ Provide an overview of our business model
- ▶ Discuss our strategy (including the risks associated with our strategy)
- ▶ Outline the significant changes in the state of affairs
- ▶ Provide a review of our financial condition

Quality Holdings (Australia) Limited - keeping the world safe from fire

Quality Holdings (Australia) Limited has a long and proud history of protecting people and property from fire and other safety risks. From our beginnings in 1979, as a local manufacturer of fire extinguishers serving the Australian market, we have expanded to supply a range of innovative safety products to customers around the globe. Today, we have operations in eight countries and employ 500 people, supplying the defence, aviation, property and manufacturing sectors with safety solutions.

Our business is divided into two key areas:

- ▶ The fire prevention equipment business produces and installs extinguishers, fire prevention equipment and fire retardant fabrics
- ▶ The electronic safety products business produces and supplies electronic equipment, including electronics, safety, thermal and electrical architecture, for electrical safety applications

All of our activities are driven by the same vision: to keep the world safe from fire.

Directors' report (continued)

Realising the Quality Holdings (Australia) Limited vision



Market drivers

Technological change: drives demand for new and improved safety technology and creates the possibility for lower cost mass market safety solutions. There is the potential for disruptive market entrants from the technology sector.

Increased safety expectations: new regulatory requirements in domestic and overseas markets drive demand for mass market solutions. Requirement for aviation and defence to maintain best practice solutions drive demand for innovative tailored products. This also means that existing solutions become obsolete more quickly and innovation and speed to market are now necessities, whilst price pressures continue to grow.

Globalisation: allows access to new, high growth markets. There is the potential for competition from new market entrants from developing countries, with lower cost base.

Strategic pillars

Innovation

We need to stay at the forefront of technology if we are to find new ways of keeping the world safe from fire, and to meet emerging risks to the safety of people and property. To help us meet this challenge, Quality Holdings (Australia) Limited has a world-leading research and development program that creates innovative solutions to safety issues.

For the value of that innovation to be realised for our customers and our shareholders, solutions need to be developed and brought to market as quickly as possible. Our business is focused on building a pipeline of solutions from our leading edge, tailored offerings to affordable, mass market products.

Client focus

Quality Holdings (Australia) Limited has a proud history of collaboration with our clients in aviation and defence to create cutting-edge solutions. Through our involvement in industry sector associations, including our support of the International Aviation Safety Solutions Network, we continue to build strong relationships across these sectors, backed by our own *Quality Holding Touch* client relationship program.

Efficiency

To meet the challenges of a rapidly changing market, last year the Board announced the investment of \$300,000 in a five-year *Quality Holding Agility* plan. *Quality Holding Agility* is a set of initiatives focusing our business on continuous improvement and enabling us to adapt to the changing needs of our customers for new, lower cost products. Key initiatives are:

- ▶ Engagement with external consultants to develop more effective management of our working capital
- ▶ Improving our product development processes to increase our speed to market for new mass market products
- ▶ Better integration of management reporting systems across the business, with particular focus on the newly acquired operations

Enablers

People

Our people, their experience, enthusiasm and dedication, are the foundation of our business.

Technology

We ensure our people have the tools they need to deliver value.

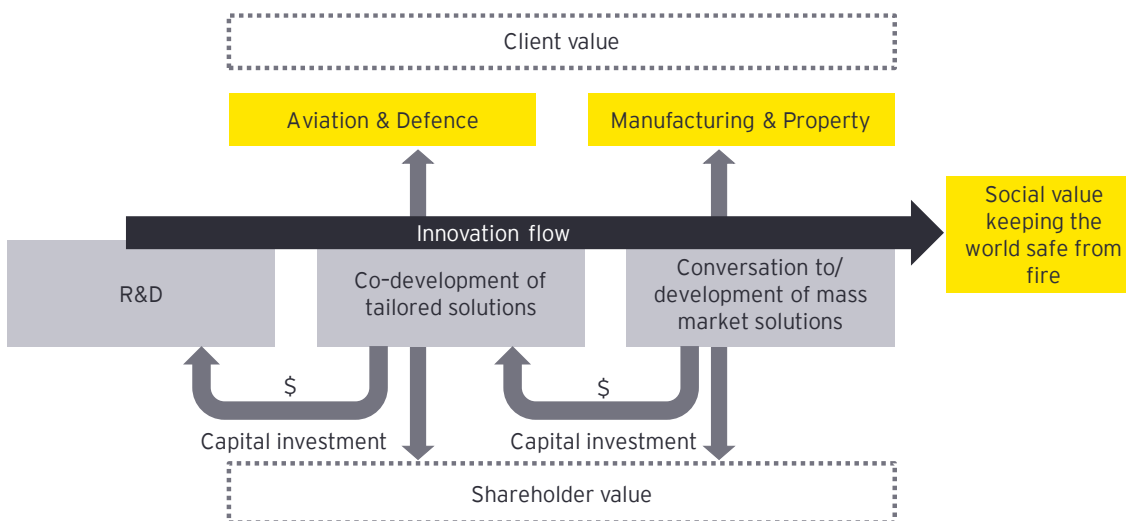
RG 247.42

Directors' report (continued)

Relationships

Strong relationships with regulators, suppliers and business partners help us to deliver on our promise of keeping the world safe from fire.

The Quality Holdings (Australia) Limited value chain



The market opportunity

Safety continues to be a growing market globally, driven by rapidly changing technology, increasingly stringent regulation, and continuing expectation from our clients and their stakeholders that they will be safe in everything they do. In particular, we see great opportunities in emerging markets as community expectations of safety increase in line with economic growth.

At the same time, safety is a highly competitive business. We now compete on a global basis with manufacturers from emerging markets such as China and India. We also face the potential of disruptive market entrants from the technology sector, building on their existing customer base and technology platforms to deliver electronic safety services.

Our strategy

In order to respond to these challenges, we are focusing our business on the development of market-ready products, rather than components. To that end we are divesting our component manufacturing operations as and when market conditions are favourable, and building our future product pipeline through a combination of strategic acquisitions and a strong research and development program.

We consider our strategy to be sufficiently agile to deal with the increasing demand for sophisticated fire detection and prevention products. Our R&D programs are set to deliver customised and mass market products to our customers on a timely basis.

As we begin to recognise revenue from products developed in previous years, we are confident that our ongoing investment in R&D will continue to deliver sustainable returns in the future.

Managing the risks to our growth strategy

In developing our strategy, the Board undertook a comprehensive risk review to identify the key risks to our business. The review included an internal and external stakeholder analysis that identified the diverse needs of our various stakeholders and the potential risks to our business if those needs are not met. This analysis is updated annually.

CA 299A(1)(c)
RG 247.60
RG 247.58

RG 247.63-66

Directors' report (continued)

Risk	Response
Supply chain for components less certain since rubber hose division divestment	The group has made additional investment in its procurement division to ensure ongoing and competitive sources of components. In addition, the terms of sale of Pipe Limited included long-term guarantees of supply.
Development of new R&D and products is more expensive than forecast	<i>Quality Holding Agility</i> is improving our product development processes, resulting in an increase in our speed to market for new mass market products.
Supply chain - environmental and human rights impacts	The Group is highly aware of managing risk in the supply chain, particularly as it moves away from manufacturing. Key issues relate to the environmental impacts associated with the manufacturing process and human rights risks in developing countries where we, or our supplier, have a presence. The Group is preparing a supply chain strategy that will include supplier screening against environmental and social criteria.
Increased competition from new market entrants	The Group is particularly focused on maintaining strong relationships with its clients and ensuring we continue to innovate to meet their needs. Our <i>Quality Holding Agility</i> program will enable us to be agile in our response to new competitive threats as they emerge, particularly through the development of innovative products.
Climate change risk	The Group is aware that climate change may cause certain physical and environmental risks that cannot be predicted. The Group has established an Executive Sustainability Committee which is developing an environmental action plan to manage the impact of climate change and monitor new environmental laws, with a focus on achieving net zero emissions.

Significant changes in the state of affairs

Divestments, acquisitions and formations

Sale of Hose Limited

During October 2024, the Group announced the decision to sell Hose Limited, a wholly owned subsidiary. The shareholders of the Company approved the plan to sell during November 2024. Hose Limited represents the entire Rubber Equipment segment of the Group and is disclosed as a discontinued operation at 31 December 2024.

Acquisition of Extinguishers Limited

The fire prevention division of our business was substantially strengthened by the acquisition on 1 May 2024 of Extinguishers Limited, a company that has been operating in Australia for many years. As well as a strong customer base and quality product line, Extinguishers Limited has a world-leading research and development program that is well placed to contribute to converting our tailored products for the mass market. The acquisition also included a number of highly profitable fire prevention patents that will bring in stable revenue streams for several years to come.

Formation of Fire Equipment Test Lab Limited

The Group has bolstered its ongoing R&D and quality control program with the establishment of Fire Equipment Test Lab Limited. The Lab will provide us with a bespoke facility for testing potential new mass market products and to support our ongoing quality control program for existing products. Construction of the new facility is due for completion in 2026.

Capital structure

Long-term borrowings

The Group obtained additional funding of \$3.000 million during the course of the year at the rate of 11%, due for repayment in 2026. This funding was provided by a third-party investor and will be to finance the start-up of the new entity, the Fire Equipment Test Lab Limited.

The Group also borrowed USD3.600 million (\$2.246 million) to hedge the Group's exposure to changes in foreign exchange rates arising from the investment in the two US subsidiaries, Wireworks Inc. and Sprinklers Inc.

Issued shares

The acquisition of Extinguishers Limited was funded by the issue of 2,500,000 ordinary shares with a quoted price of \$2.881 per share. Transaction costs of \$0.600 million and share issuance costs of \$32 thousand were incurred.

CA 299(1)(b)
RG 247.43
RG 247.45

RG 247.43(b)

Directors' report (continued)

Contingent consideration liability

As part of the agreement with the previous owner of Extinguishers Limited, an amount of contingent consideration has been agreed. There will be additional cash payments to the previous owner of Extinguishers Limited of:

- ▶ \$0.675 million, if the entity generates up to \$1.500 million of profit before tax in a 12-month period after the acquisition date
or
- ▶ \$1.125 million, if the entity generates \$1.500 million or more of profit before tax in a 12-month period after the acquisition date

At 31 December 2024, the key performance indicators of Extinguishers Limited indicated that it was highly probable it would generate a profit before tax in excess of \$1.500 million. Accordingly, that probability, when considered in combination with the time value of money, resulted in a contingent consideration liability at balance date of \$1.072 million associated with the acquisition of Extinguishers Limited. The contingent consideration liability is due to be settled on 30 September 2025.

Review of financial condition

Profit from continuing operations

The Group reported a profit before tax from continuing operations of \$11.088 million for the year ended 31 December 2024 (2023: \$8.880 million), an increase of 25.1% from the prior year. The increase in profit before tax from continuing operations was substantially driven from the contribution of Lightbulbs Limited in its first full year post acquisition (\$0.506 million) and the acquisition of Extinguishers Limited (\$0.750 million).

Liquidity and capital resources

The consolidated cash flow statement illustrates that there was an increase in cash and cash equivalents in the year ended 31 December 2024 of \$5.251 million (2023: \$3.624 million). Operating activities generated \$10.974 million (2023: \$12.525 million) of net cash flows.

The increase in cash inflow in comparison with the prior year is largely due to the improved working capital management strategies implemented by the Board. It is also consistent with the current phase of Quality Holdings (Australia)'s capital cycle, with revenues resulting from the development of products in previous years now beginning to be realised. This primarily includes revenues from the sale of state-of-the-art fire detection and sprinkler systems (fire prevention equipment segment) and internet-enabled safety equipment (electronics segment).

This net increase in the cash flows from operating activities has been offset by net cash used for investing activities of \$6.743 million (2023: \$7.732 million). This again reflects our position at the mid-point of the capital cycle, where we continue to invest in plant and equipment to equip us to manufacture new product lines. There was also a \$1.020 million cash inflow (2023: \$1.169 million cash outflow) from financing activities, largely due to proceeds from borrowings during the year.

Business divisions

Fire prevention equipment

The fire prevention equipment business produces and installs extinguishers, fire prevention equipment and fire retardant fabrics for industrial markets.

The Group has been an assertive player in the fire prevention market over the last 12 months. Revenue in the fire prevention segment was \$139.842 million for the year compared to \$121.905 million in the previous year. The focus on cost efficiencies as part of *Quality Holding Agility* has contributed to segment profit increasing by 121% to \$9.687 million.

The growth in revenue includes revenue generated by the newly acquired subsidiary, Extinguishers Limited, of \$17.857 million. Extinguishers Limited was acquired on 1 May 2024, and therefore these results include eight months of sales from that business. We expect a further increase in revenues in fire prevention for the 31 December 2025 year end, benefiting from a full year of trading by Extinguishers Limited.

The acquisition of Extinguishers Limited adds the area of fire-retardant fabrics to the portfolio of products offered by the Group, and we believe this puts the Group in a strong position in the market as it is now able to offer a full range of fire prevention products to its customers. Similarly, the launch of the Wireworks business in the US market will position us for future growth in this key market.

CA 299A(1Xa)
CA 299A(1Xb)
RG 247.44

Directors' report (continued)

Business divisions (continued)

In Australia, the impending publication of the *Fire Prevention Act* (the Act) in the next 12 months is likely to result in an increased demand for fire prevention equipment. The Act has come about as a direct result of the severe fires that occurred in office buildings in the states of New South Wales and Queensland during 2023 and requires all companies with more than 250 employees to replace their fire prevention equipment every five years.

Wireworks Inc. was incorporated as a new business on 13 May 2021 with a view to expanding the Group's activities in the fire prevention segment in the United States, a key growth market for the Group. Wireworks Inc. is still very much in the growth stage and, as expected, is currently running at a loss. However, management anticipates this business will begin to show a return on our investment in 2025, and that revenue streams will stabilise by 2029.

Electronics

Quality Holding produces and supplies electronic equipment for electrical safety application, with particular focus on the defence, aviation, property and industrial sectors. Our products include electronics, safety, thermal and electrical architecture.

The electronics business continues to perform strongly in a difficult market with revenues increasing by 3.8% to \$76.728 million (2023: \$73.940 million).

Significant events after the balance date

CA 299(1Xd)

On 14 January 2025, a building with a net book value of \$1.695 million and inventory with a net book value of \$0.857 million were severely damaged by flooding resulting in estimated impairment losses of \$2.552 million. It is expected that insurance proceeds will fall short of the costs of rebuilding and the loss of inventories by \$0.750 million. The financial effects of these events have not been reflected in the 31 December 2024 financial statements.

On 22 January 2025, the directors of Quality Holdings (Australia) Limited declared a final dividend on ordinary shares in respect of the 2024 financial year. The total amount of the dividend is \$1.087 million which represents a fully franked dividend of 5.01 cents per share. The dividend has not been provided for in the 31 December 2024 financial statements.

Likely developments and expected results

CA 299(1Xe)

General commentary

These disclosures are unique to the business operations of the Company and the sector it operates in.

For all entities, the Corporations Act 2001 requires that the directors' report must refer to likely developments in the entity's operations in future years and the expected results of those operations.

Please also note that for listed entities, RG 247 provides additional guidance relating to this.

Environmental regulation and performance

CA 299(1Xf)

The Group holds licences issued by the relevant environmental protection authorities of the various countries in which the Group operates. These licences specify limits and regulate the management of discharges to the air and storm water run-off associated with the fire prevention and rubber equipment operations.

The Group is registered under the *National Greenhouse and Energy Reporting Act*, under which it is required to report energy consumption and greenhouse gas emissions for its Australian facilities for the 12 months ended 31 December and future periods. The Group has established a separate sustainability group and data collection systems and processes are in place to meet the new requirements.

There have been no significant known breaches of the consolidated entity's licence conditions or any environmental regulations to which it is subject.

Share options

CA 300(1Xd)

Unissued shares

CA
300(1Xe),(3),(6)

As at the date of this report, there were 723,875 unissued ordinary shares under options (725,000 at the reporting date). Refer to the remuneration report for further details of the options granted to the five highest paid officers (excluding directors) of the company.

Option holders do not have any right, by virtue of the option, to participate in any share issue of the Company or any related body corporate.

Directors' report (continued)

Shares issued as a result of the exercise of options

CA
300(1Xf),(3),(7)

During the financial year, employees and executives have exercised options to acquire 75,000 fully paid ordinary shares in Quality Holdings (Australia) Limited at a weighted average exercise price of \$3.13 per share.

Performance rights

CA 300(1Xd)

As at the date of this report, there were 192,000 unissued ordinary shares under performance rights (192,000 at the reporting date). Refer to the Remuneration Report for further details of the performance rights granted to the five highest paid officers (excluding directors) of the company.

Holders of performance rights do not have any right, by virtue of the right, to participate in any share issue of the Company or any related body corporate.

Shares issued as a result of the exercise of performance rights

CA
300(1Xf),(3),(7)

During the financial year, no performance rights have been exercised.

Indemnification and insurance of directors and officers

CA 300(1Xg)

During the financial year, the Company indemnified Ms Krupp against a liability for costs and expenses incurred in defending proceedings brought against her for a breach of employment regulations by Bright Sparks Ltd. Ms Krupp was acquitted. The amount of the indemnity was \$8,000.

CA 300(8Xa),(9)

The Company has agreed to indemnify all the directors and executive officers for any breach of environmental or discrimination laws by the Company for which they may be held personally liable. The agreement provides for the Company to pay an amount not exceeding \$200,000 provided that:

CA 300(8Xa),(9)

- The liability does not arise out of conduct involving a lack of good faith
- The liability is for costs and expenses incurred by the director or officer in defending proceedings in which judgement is given in their favour or in which they are acquitted

During or since the financial year, the Company has paid premiums in respect of a contract insuring all the directors of Quality Holdings (Australia) Limited against legal costs incurred in defending proceedings for conduct other than:

CA
300(8Xb),(9Xf)

- A wilful breach of duty
- A contravention of sections 182 or 183 of the *Corporations Act 2001*, as permitted by section 199B of the *Corporations Act 2001*

The total amount of insurance contract premiums paid was \$17,800.

Indemnification of auditors

To the extent permitted by law, the Company has agreed to indemnify its auditors, Ernst & Young, Australia, as part of the terms of its audit engagement agreement against claims by third parties arising from the audit (for an unspecified amount). No payment has been made to indemnify Ernst & Young, Australia during or since the financial year.

CA 300(8Xa)
CA
300(9Xb),(c),(e)
CA 300(9Xd)

Non-audit services

The following non-audit services were provided by the entity's auditor, Ernst & Young Australia. The directors are satisfied that the provision of non-audit services is compatible with the general standard of independence for auditors imposed by the *Corporations Act 2001*. The nature and scope of each type of non-audit service provided means that auditor independence was not compromised.

CA 300(11B)

Ernst & Young Australia received or are due to receive the following amounts for the provision of non-audit services:

	\$
Tax compliance services	37,000
Assurance related	50,300
Special audits as required by jurisdictional regulators	38,500
	<u>125,800</u>

Directors' report (continued)

Directors' meetings

CA 300(10Xb)

The number of meetings of directors (including meetings of committees of directors) held during the year and the number of meetings attended by each director were as follows:

	Directors' meetings	Meetings of committees				
		Audit	Remuneration	Nomination	Finance	Treasury
Number of meetings held:	12	4	2	2	2	2
Number of meetings attended:						
V. Sheen	12	4	2	2	-	-
T. Hannah	12	-	2	-	2	2
D.J. Estreux	12	-	-	-	2	2
M. Krupp	10	4		2	-	-
M. Simson	11	-	2	2	-	-
C. Mohot	7	4	1	-	-	-

All directors were eligible to attend all meetings held, except C. Mohot who was eligible to attend seven directors' meetings.

Committee membership

CA 300(10Xc)

As at the date of this report, the Company had an audit committee, a remuneration committee, a nomination committee, a finance committee and a treasury committee of the board of directors.

Members of the committees of the board during the year were:

Audit	Remuneration	Nomination	Finance	Treasury
M. Krupp (c)	V. Sheen (c)	V. Sheen (c)	T. Hannah (c)	T. Hannah (c)
C. Mohot	T. Hannah	M. Krupp	D.J. Estreux	D.J. Estreux
V. Sheen	C. Mohot	M. Simson		
	M. Simson			

Notes

(c) Designates chair of the committee

Proceedings on behalf of the Company

Commentary on Corporations Act

For any application of leave under section 237 of the *Corporations Act 2001* made in respect of the company, disclosure in the directors' report must include the applicant's name and a statement indicating whether leave was granted.

Where leave is granted under section 237 of the *Corporations Act*, disclosure should be made for any proceeding that a person has brought or intervened in on behalf of the company, including the following details:

- ▶ The person's name
- ▶ The name of the parties to the proceedings
- ▶ Sufficient information to enable members to understand the nature and status of proceedings (including the cause of action and any orders made by the court)

True and fair view

Commentary on Corporations Act

If the financial statements for the year include additional information under paragraph 295(3)(c) of the *Corporations Act* to give a true and fair view of financial position and performance (e.g., alternative measures of financial performance), the details of directors' reason for inclusion of additional information and the reference to where that additional information can be found in the financial statement should be included in the directors' report.

Rounding

The amounts contained in the directors' report have been rounded to the nearest \$1,000 (where rounding is applicable) where noted (\$000) under the option available to the Company under *ASIC Corporations (Rounding in Financial/Directors' Reports) Instrument 2016/191*. The Company is an entity to which this legislative instrument applies.

ASIC CI
2016/191

Directors' report (continued)

Auditor independence and non-audit services

The directors received the following declaration from the auditor of Quality Holdings (Australia) Limited.

CA 298(1Xc)



Ernst & Young
200 George Street
Sydney NSW 2000 Australia
GPO Box 2646 Sydney NSW 2001

Tel: +61 2 9248 5555
Fax: +61 2 9248 5959
ey.com/au


Auditor's Independence Declaration to the Directors of Quality Holdings (Australia) Limited

As lead auditor for the audit of the financial report of Quality Holdings (Australia) Limited for the financial year ended 31 December 2024, I declare to the best of my knowledge and belief, there have been:

- a. No contraventions of the auditor independence requirements of the *Corporations Act 2001* in relation to the audit;
- b. No contraventions of any applicable code of professional conduct in relation to the audit; and
- c. No non-audit services provided that contravene any applicable code of professional conduct in relation to the audit.

This declaration is in respect of Quality Holdings (Australia) Limited and the entities it controlled during the financial year.


Ernst & Young Australia


D.G. Brown
Partner
Sydney
31 January 2025

Liability limited by a scheme approved under Professional Standards Legislation.

Contents	Corporate Information
Introduction	Directors' Report
Consolidated financial statements	Remuneration report - Audited
Notes	Disclosures in the financial statements
Additional Australian disclosures	Directors' declaration
Appendices	ASX Additional information

Remuneration report - Audited

Letter from the Chair of the Remuneration Committee

Dear shareholders

The past year has been one of sound performance in a competitive market and delivery of several key initiatives to support future shareholder value. We achieved 25.1% growth in profit before tax and delivered strong results for shareholders, with our Total Shareholder Return (TSR) continuing to outperform our market peers. Sales were up 12.6%, largely driven by the timing of our R&D cycle, however building market share will be a focus for 2025 to ensure this trend continues. Our executive team was also successful in refocusing our business for future growth, with the acquisition of Extinguishers Ltd and decision to sell Hose Limited. The implementation of our *Quality Holdings Agility* program is also delivering returns. The safety of our people is always our primary concern and a key measure of performance for everyone at Quality Holdings (Australia). The 20% reduction of our Lost Time Injury Frequency Rate was a very pleasing result.

For more detail on these initiatives, please refer to our Operating and Financial Review on page 150.

Remuneration outcomes

Our achievements above are reflected in the executive remuneration outcomes for this year. Executives received an average of 74% of their Short-Term Incentive (STI) at target for performance against a balance scorecard of measures (see section 3B for more information). The sustained long-term performance of the Group was also reflected in the vesting of Long-Term Incentives (LTI), with 100% of the award granted in 2022 vesting in FY24 based on Quality Holdings (Australia)'s relative Total Shareholder Return (TSR) result.

Changes to remuneration structure

The Board regularly reviews our executive remuneration structure to ensure it continues to drive shareholder value and enables us to attract and retain the talent we need. As we consolidate our newly focused Group, the Board has decided to adopt changes to our executive remuneration structure from FY24 onwards to ensure a focus on long-term sustainability of returns. These changes are outlined below.

FY24 - Introduction of STI deferral

From FY24, executives receive STI awards as 75% cash and 25% in Quality Holdings (Australia) shares. The shares will be deferred for a further two years and vest subject to the executive's continued employment. This change ensures greater alignment with shareholder interests through executive share ownership and encourages retention.

FY24 - Introduction of STI ESG scorecard measures

The STI scorecard was rebalanced in FY24 to include a non-financial measure related to environmental, social and governance matters (ESG), reflecting the importance of ESG as a measure of ongoing sustainable success.

FY24 - Introduction of return on equity performance measure for LTI

LTI awards granted during the year and all future awards will be subject to equally weighted relative TSR and Return On Equity (ROE) performance measures. ROE was introduced as a second measure in FY24 as it focuses executives on generating earnings that efficiently use shareholder capital and the reinvestment of earnings.

FY24 - Introduction of performance rights for LTI

As discussed in last year's report, the Board has determined that performance rights, rather than share options, are granted under the LTI plan for executives from FY24 onwards. Performance rights are more aligned with the Group's growth profile, the challenging market conditions and prevailing Australian market practice.

The Board is confident that Quality Holdings (Australia)'s remuneration policies continue to support the Group's financial and strategic goals. We are committed to transparency and an ongoing dialogue with shareholders on remuneration and to this end we have made changes to the remuneration report to improve the overall format and flow of information.

On behalf of the Board, I invite you to review the full report and thank you for your continued interest.

Your sincerely

Vincent Sheen

Remuneration Committee Chair

Remuneration report - Audited (continued)

Contents

1. Remuneration report overview
2. Overview of executive remuneration
3. Performance and executive remuneration outcomes in FY24
4. How remuneration is governed
5. Overview of non-executive director remuneration
6. Statutory remuneration
7. Options, rights and shares awarded and held by KMP
8. Loans to KMP and their related parties
9. Other transactions and balances with KMP and their related parties
10. Actual remuneration earned by executive KMP in FY24

1. Remuneration report overview

The Directors of Quality Holdings (Australia) Limited present the Remuneration Report (the Report) for the Company and its controlled entities for the year ended 31 December 2024. This Report forms part of the Directors' Report and has been audited in accordance with section 300A of the *Corporations Act 2001*. The Report details the remuneration arrangements for Quality Holdings (Australia)'s key management personnel (KMP) which include those persons who, directly or indirectly, have authority and responsibility for planning, directing and controlling the major activities of the Company and Group including:

- ▶ Non-executive directors (NEDs)
- ▶ Executive directors and certain senior executives (collectively the Executive KMP)

The table below outlines the KMP of the Group and their movements during FY24:

Name	Position	Term as KMP
Non-executive directors		
V. Sheen	Non-Executive Chair	Full financial year
M. Krupp	Non-Executive Director	Full financial year
M. Simson	Non-Executive Director	Full financial year
C. Mohot	Non-Executive Director	Ceased 28 July 2024
Executive KMP		
T. Hannah	MD & CEO	Full financial year
D.J. Estreux	Finance Director	Full financial year
R.J. Ferns	General Manager (GM) US Operations	Appointed 3 January 2024
G. Braddy	Chief Sustainability Officer	Full financial year
S. Moran	GM – Electronics Sales	Full financial year
M.X. Vo	Chief Operations Officer (COO)	Ceased 30 May 2024
A.M. John	Chief Operations Officer (COO)	Appointed 2 June 2024
L.P. Lyn	GM – Fire Prevention Equipment Sales	Ceased 31 December 2024

M. Krupp resigned on 31 January 2025, after the reporting date and before the date the financial report was authorised for issue. There were no other changes to KMP in this time.

General commentary

To the extent that the company received a "no" vote on the remuneration report for the last financial year (ie., at least 25% of the votes cast were against adoption of that report), disclosure if required of the board's proposed action in response of the comments that were made on the remuneration report or, if the board does not propose any action, the board's reasons for inaction.

CA 300A(1)
CA 300A(1A)

CA 308(3C)
CA 300A(1)(c)
AASB 124.9

Reg 2M.3.03(1)
Items1-3

Reg 2M.3.03(1)
Items4-5

CA 300A(1)(g)

Remuneration report - Audited (continued)

2. Overview of executive remuneration

2A. How we determine executive remuneration policies and structures

Four principles guide our decisions about executive remuneration at Quality Holdings (Australia):

CA 300A(1Xa)

- Fairness: provide a fair level of reward to all employees
- Transparency: build a culture of achievement by transparent links between reward and performance
- Alignment: promote mutually beneficial outcomes by aligning employee, customer and shareholder interests
- The Quality Holdings (Australia) Culture: drive leadership performance and behaviours that create a culture that promotes safety, diversity and employee satisfaction

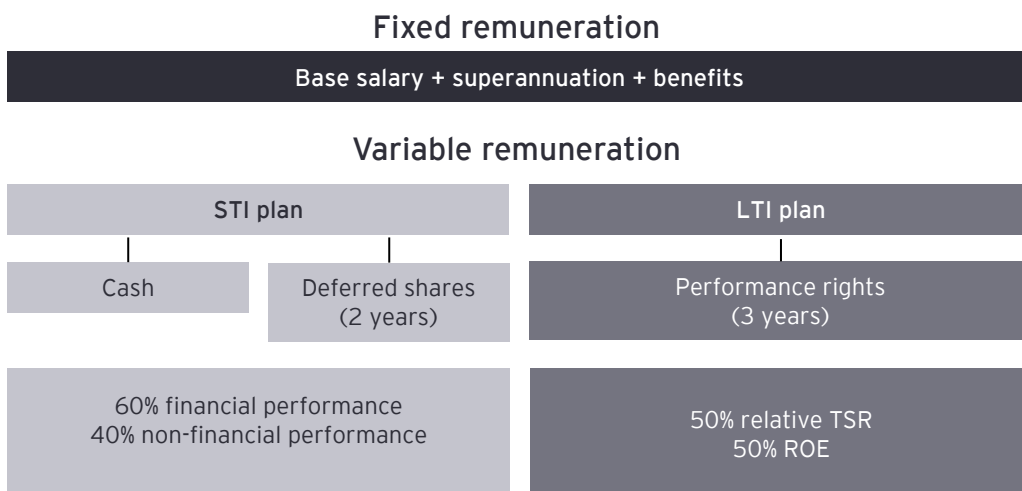
2B. Our executive remuneration policies and structures

We reward executives with a level and mix of remuneration appropriate to their position, responsibilities and performance, in a way that aligns with the business strategy.

CA 300A(1Xa),(b)

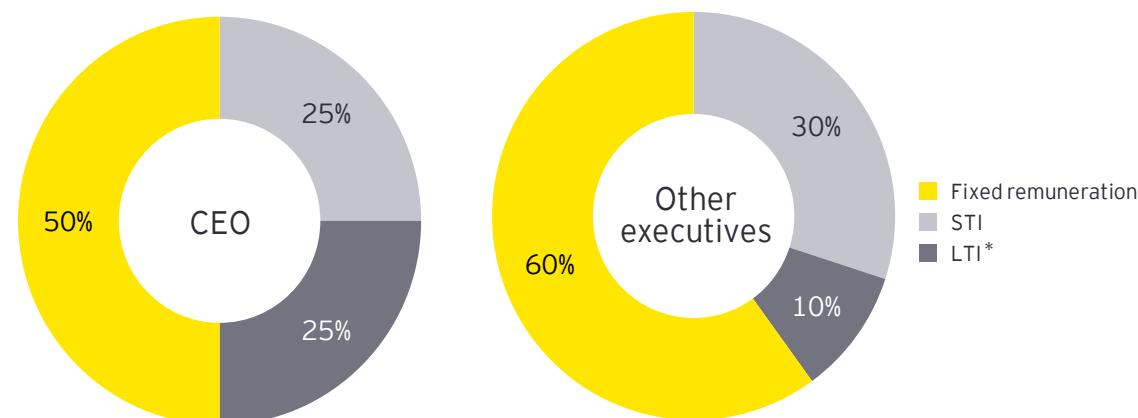
Executives receive fixed remuneration and variable remuneration consisting of STI and LTI opportunities. Executive remuneration levels are reviewed annually by the Remuneration Committee with reference to the remuneration guiding principles and market movements.

The chart below provides a summary of the structure of executive remuneration in FY24:



2C. Remuneration mix - at target

CA 300A(1Xa),(b)
CA 300A(1XeXI)



*based on the value granted during the year, determined using the fair value of performance rights at grant date

Remuneration report - Audited (continued)

2D. Elements of remuneration

Fixed remuneration

Fixed remuneration consists of base salary, superannuation and other non-monetary benefits and is designed to reward for:

- The scope of the executive's role
- The executive's skills, experience and qualifications
- Individual performance

It is set with reference to comparable roles in similar companies.

Short-term incentives - STI

Under the STI, executives have the opportunity to earn an annual incentive award which is delivered in cash and deferred shares. The STI recognises and rewards annual performance.

CA 300A(1Xba)

Reg 2M.3.03(1)
Item 12(b)-(c)

How is it paid?	<p>75% of any STI award is paid in cash after the assessment of annual performance. 25% is deferred into Quality Holdings (Australia) shares for a further two year period.</p> <p>The deferred component was introduced in FY24 to align with prevalent Australian market practice and to encourage executive share ownership.</p>																			
How much can executives earn?	<p>Executives have a target STI opportunity of 50% of fixed remuneration and a maximum STI opportunity of 100% of fixed remuneration.</p> <p>Target STI is awarded for achieving the challenging objectives set prior to the beginning of each year. Participants have the opportunity to earn up to two times target for achieving stretch performance (i.e., significant out-performance against performance measures).</p>																			
How is performance measured?	<p>The STI performance measures were chosen as they reflect the core drivers of short-term performance and also provide a framework for delivering sustainable value to the Group, its shareholders and customers.</p> <p>We measure seven key performance indicators (KPIs) covering financial and non-financial, Group and business unit measures of performance. For each KPI, a target and stretch objective is set. A summary of the measures and weightings is as follows:</p> <table><tr><th rowspan="2"></th><th colspan="2">Financial</th><th>Non-financial</th></tr><tr><th>Group EPS</th><th>Business unit PBT</th><th>Group or business unit KPIs</th></tr><tr><td>CEO</td><td>60%</td><td>0%</td><td>40%</td></tr><tr><td>Other functional executives</td><td>50%</td><td>0%</td><td>50%</td></tr><tr><td>Business unit leaders</td><td>30%</td><td>30%</td><td>40%</td></tr></table> <p>Group earnings per share (EPS) and business unit profit before tax (PBT) are the financial measures against which management and the Board assess the short-term financial performance of the Group.</p> <p>The non-financial measures in the STI plan are:</p> <ul style="list-style-type: none">► Market share► Customer satisfaction score► Implementation of key growth initiatives► Safety► ESG		Financial		Non-financial	Group EPS	Business unit PBT	Group or business unit KPIs	CEO	60%	0%	40%	Other functional executives	50%	0%	50%	Business unit leaders	30%	30%	40%
	Financial		Non-financial																	
	Group EPS	Business unit PBT	Group or business unit KPIs																	
CEO	60%	0%	40%																	
Other functional executives	50%	0%	50%																	
Business unit leaders	30%	30%	40%																	
When is it assessed and paid?	<p>The STI award is determined after the end of the financial year following a review of performance over the year against the STI performance measures by the CEO for all other executives (and in the case of the CEO, by the Board). The Board approves the final STI award based on this assessment of performance. 75% is paid in cash three months after the end of the performance period.</p>																			
Deferral terms	<p>25% of the STI is deferred into shares, with the number of shares calculated based on Quality Holdings (Australia)'s weighted average share price during the five trading days immediately preceding the allocation date of the shares. The shares are subject to a further two year service period.</p>																			

CA 300A(1XbaXi)-(ii)

CA 300A(1XbaXiii)

Remuneration report - Audited (continued)

What happens if an executive leaves?	If an executive resigns or is terminated for cause before the end of the financial year, no STI is awarded for that year. Similarly any deferred STI awards are forfeited, unless otherwise determined by the Board. If an executive ceases employment during the performance period by reason of redundancy, ill health, death, or other circumstances approved by the Board, the executive will be entitled to a pro-rata cash payment based on assessment of performance up to the date of ceasing employment for that year and any deferred STI awards will be retained (subject to Board discretion).
What happens if there is a change of control?	In the event of a change of control, a pro-rata cash payment will be made based on assessment of performance up to the date of the change of control and any deferred STI awards will vest (subject to Board discretion).
Are executives eligible for dividends?	Executives receive dividends on deferred STI awards.

Long-term incentives -LTI

Under the LTI for FY24, an annual grant of performance rights was made to executives to align remuneration with the creation of shareholder value over the long-term.

CA 300A(1Xba)
Reg 2M.3.03(1)
Item 12(b)-(c)
Reg 2M.3.03(1)
Item 15(bX)(vi)

How is it paid?	Executives are eligible to receive performance rights, being a right to an ordinary share in Quality Holdings (Australia) with zero exercise price. The rights automatically convert to shares upon vesting.										
How much can executives earn?	The CEO has a target LTI opportunity of 50% of fixed remuneration and executives have a target opportunity of 17% of fixed remuneration. The number of performance rights granted is determined using the 5 day weighted average share price at the beginning of the performance period.										
How is performance measured?	<p>Awards are subject to two measures, weighted equally: relative TSR and ROE. Relative TSR was selected as it focuses executives on shareholder value creation and is widely accepted and understood by shareholders. ROE was introduced as a second measure in FY23 as it focuses executives on generating earnings that efficiently use shareholder capital and the reinvestment of earnings.</p> <p>Relative TSR</p> <p>TSR measures the percentage change in a company's share price, plus the value of dividends received during the period, assuming that all those dividends are re-invested into new shares.</p> <p>Quality Holdings (Australia)'s TSR is measured relative to a comparator group of ASX-listed companies ranked 100 to 200 on the ASX200 Index (excluding companies in the mining and financial services sectors). These companies were chosen as they are of a similar size and reflect the Group's competitors for capital. The TSR for Quality Holdings (Australia) and comparator companies is measured over three financial years (e.g., 1 January 2024 to 31 December 2026 for the FY24 grant).</p> <p>The proportion of performance rights that may vest based on relative TSR performance is determined based on the following vesting schedule:</p> <table border="1"> <thead> <tr> <th>Relative TSR performance</th><th>Percentage vesting</th></tr> </thead> <tbody> <tr> <td>Below the 50th percentile</td><td>0%</td></tr> <tr> <td>At the 50th percentile</td><td>50%</td></tr> <tr> <td>Between the 50th and 75th percentile</td><td>Straight-line vesting between 50 - 100%</td></tr> <tr> <td>At or above the 75th percentile</td><td>100%</td></tr> </tbody> </table> <p>ROE</p> <p>ROE measures how well the Group has used shareholder funds and reinvested earnings to generate additional earnings. ROE is defined as the net profit after tax (NPAT) divided by average shareholders' equity, as determined by the Board from the Company's financial reports.</p> <p>The Board calculates the ROE performance hurdle by setting annual ROE targets over each of three financial years (e.g., 1 January 2024 to 31 December 2026 for the FY24 grant) which are then averaged to determine the target ROE hurdle. Due to their sensitive nature, annual ROE targets are disclosed retrospectively.</p>	Relative TSR performance	Percentage vesting	Below the 50 th percentile	0%	At the 50 th percentile	50%	Between the 50 th and 75 th percentile	Straight-line vesting between 50 - 100%	At or above the 75 th percentile	100%
Relative TSR performance	Percentage vesting										
Below the 50 th percentile	0%										
At the 50 th percentile	50%										
Between the 50 th and 75 th percentile	Straight-line vesting between 50 - 100%										
At or above the 75 th percentile	100%										

CA 300A(1XbaXi)-(ii)

CA 300A(1XbaXiv)

Remuneration report - Audited (continued)

	<p>The proportion of performance rights that may vest based on ROE performance across the performance period is determined based on the following vesting schedule:</p> <table> <tr> <th>ROE performance</th><th>Percentage vesting</th></tr> <tr> <td>Below minimum of target range</td><td>0%</td></tr> <tr> <td>At minimum of target range</td><td>50%</td></tr> <tr> <td>Within target range</td><td>Straight-line vesting between 50 -100%</td></tr> <tr> <td>At maximum of target range and above</td><td>100%</td></tr> </table>	ROE performance	Percentage vesting	Below minimum of target range	0%	At minimum of target range	50%	Within target range	Straight-line vesting between 50 -100%	At maximum of target range and above	100%
ROE performance	Percentage vesting										
Below minimum of target range	0%										
At minimum of target range	50%										
Within target range	Straight-line vesting between 50 -100%										
At maximum of target range and above	100%										
When is performance measured?	The performance measures are tested at the end of the three year performance period to determine the number of performance rights that vest. There is no opportunity for re-testing. Performance rights will lapse if the performance measures are not met at the end of the performance period.										
What happens if an executive leaves?	<p>If an executive resigns or is terminated for cause, any unvested LTI awards are forfeited, unless otherwise determined by the Board.</p> <p>If an executive ceases employment during the performance period by reason of redundancy, ill health, death, or other circumstances approved by the Board, the executive will be entitled to retain a pro-rata number of unvested performance rights based on service to the date of ceasing employment (subject to Board discretion). Unvested rights retained will continue to be subject to the performance vesting conditions.</p> <p>The treatment of vested and unexercised awards will be determined by the Board with reference to the circumstances of cessation.</p>										
What happens if there is a change of control?	In the event of a change of control, the performance period end date will be brought forward to the date of the change of control and awards will vest based on performance over this shortened period (subject to Board discretion).										
Are executives eligible for dividends?	Executives are not eligible to receive dividends on unvested performance rights. Executives will receive dividends on vested and unexercised performance rights.										

CA
300A(1Xba)(iii)

Options awarded to KMP in FY 22 have the same terms and conditions as disclosed above with the exception of the following:

CA 300A(1Xba)
Reg 2M.3.03(1)
Item 15(b)(i)-(vi)

How is it paid?	Executives are eligible to receive share options, being an option to acquire an ordinary share in Quality Holdings (Australia) upon payment of a pre-determined exercise price.										
How is performance measured?	<p>Awards are subject to relative TSR hurdle. Relative TSR was selected as it focuses executives on shareholder value creation and is widely accepted and understood by shareholders.</p> <p>TSR measures the percentage change in a company's share price, plus the value of dividends received during the period, assuming that all those dividends are re-invested into new shares.</p> <p>Quality Holdings (Australia)'s TSR is measured relative to a comparator group of ASX-listed companies ranked 100 to 200 on the ASX200 Index (excluding companies in the mining and financial services sectors). These companies were chosen as they are of a similar size and reflect the Group's competitors for capital.</p> <p>The TSR for Quality Holdings (Australia) and comparator companies is measured over three financial years (e.g., 1 January 2022 to 31 December 2024 for the FY22 grant).</p> <p>The proportion of performance rights that may vest based on relative TSR performance is determined based on the following vesting schedule:</p> <table> <tr> <th>Relative TSR performance</th><th>Percentage vesting</th></tr> <tr> <td>Below the 50th percentile</td><td>0%</td></tr> <tr> <td>At the 50th percentile</td><td>50%</td></tr> <tr> <td>Between the 50th and 75th percentile</td><td>Straight-line vesting between 50 - 100%</td></tr> <tr> <td>At or above the 75th percentile</td><td>100%</td></tr> </table>	Relative TSR performance	Percentage vesting	Below the 50 th percentile	0%	At the 50 th percentile	50%	Between the 50 th and 75 th percentile	Straight-line vesting between 50 - 100%	At or above the 75 th percentile	100%
Relative TSR performance	Percentage vesting										
Below the 50 th percentile	0%										
At the 50 th percentile	50%										
Between the 50 th and 75 th percentile	Straight-line vesting between 50 - 100%										
At or above the 75 th percentile	100%										
How much can executives earn?	<p>The CEO has a target LTI opportunity of 50% of fixed remuneration and executives have a target opportunity of 17% of fixed remuneration.</p> <p>The number of options granted is determined using the fair value at the date of grant using a Monte-Carlo simulation model, taking into account the terms and conditions upon which the share options were granted.</p>										

CA 300A(1Xba)(i)-(iv)

Remuneration report - Audited (continued)

No awards of LTI were made to KMP in FY23 as the Group recovered from the effects on its business from the general downturn in the economic environment.

Sign on payments

In addition to fixed remuneration, STI and LTI, the Board may determine, from time to time, to award sign on payments to new executives.

Reg2M.30.3(1)
Item 10

Ms Ferns received a sign on payment of \$50,000 on commencement of employment in lieu of foregone benefits and incentives in her previous employment. Ms Ferns received the full award in ordinary shares in Quality Holdings (Australia). In addition, she is entitled to receive a cash payment of \$100,000 if she remains employed for three years from the date of her appointment (i.e., 3 January 2027).

2E. Changes for FY25

The Board has reviewed market data for comparable companies in respect of the fixed remuneration of its executives and determined that a 2% increase in fixed remuneration will be applied for FY25. Further details will be provided in the FY25 remuneration report.

3. Performance and executive remuneration outcomes in FY24

3A. Actual remuneration earned by executives in FY24

The actual remuneration earned by executives in FY24 is set out in section 10 below. This provides shareholders with a view of the remuneration actually paid to executives for performance in FY24 and the value of LTIs that vested during the period.

3B. Performance against STI measures

A combination of financial and non-financial measures is used to measure performance for STI awards. Group and business unit performance against those measures is as follows for FY24:

CA 300A(1)(ba)(i)

	Financial measures		Non-financial measures				
	Grow EPS	Business Unit NPAT	Market share	Customer	Growth	Safety	People
Group	●	-	●	●	●	●	▲
Investment Properties	-	▲	▲	◆	●	●	●
Electronics	-	▲	▲	●	●	●	●
Fire Prevention Equipment	-	◆	▲	▲	●	●	●

Below threshold hurdle ✗
 At target ●
 Between threshold and target ◆
 Between target and stretch ▲
 Not Applicable -

The following table outlines the proportion of maximum STI earned in relation to the FY24:

Reg 2M.3.03(1)
Item 12

	Maximum STI opportunity (% of fixed remuneration)	% of maximum earned
T. Hannah	100%	43%
D.J. Estreux	100%	42%
R.J. Ferns	100%	34%
G. Braddy	100%	44%
M.X. Vo	100%	0%
A.M. John	100%	44%
S. Moran	100%	54%
L.P. Lyn	100%	32%

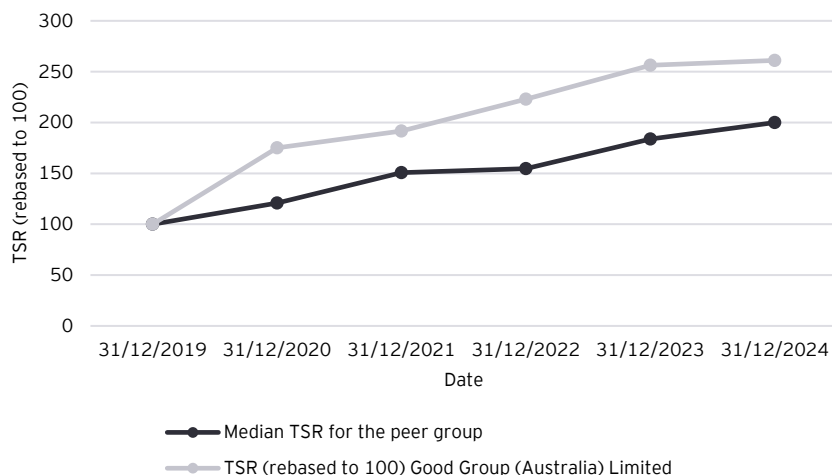
Based on this assessment, the average STI award was 37% as a percentage of maximum (and 74% as a percent of target). The proportion of STI forfeited is derived by subtracting the actual % of maximum received from the maximum STI opportunity and was 63% on average for FY24.

Remuneration report - Audited (continued)

3C. Performance against LTI measures

LTI vesting is based on TSR performance relative to the companies within the peer group. Quality Holdings (Australia) has outperformed the median of the peer group for the past five years to 31 December 2024, as outlined below.

CA 300A(1)(b)
CA
300A(1AA),(1AB)



LTI vesting outcomes

LTI awards granted in FY22 were tested against the relative TSR performance measure. Quality Holdings (Australia) achieved a TSR of 252% over the three-year performance period ended 31 December 2024, which positioned it above the 75th percentile relative to companies in the peer group. Consequently, 100% of options awarded in FY22 with a performance period ended 31 December 2024 vested and became exercisable.

3D. Overview of company performance

The table below sets out information about Quality Holdings (Australia)'s earnings and movements in shareholder wealth for the past five years up to and including the current financial year.

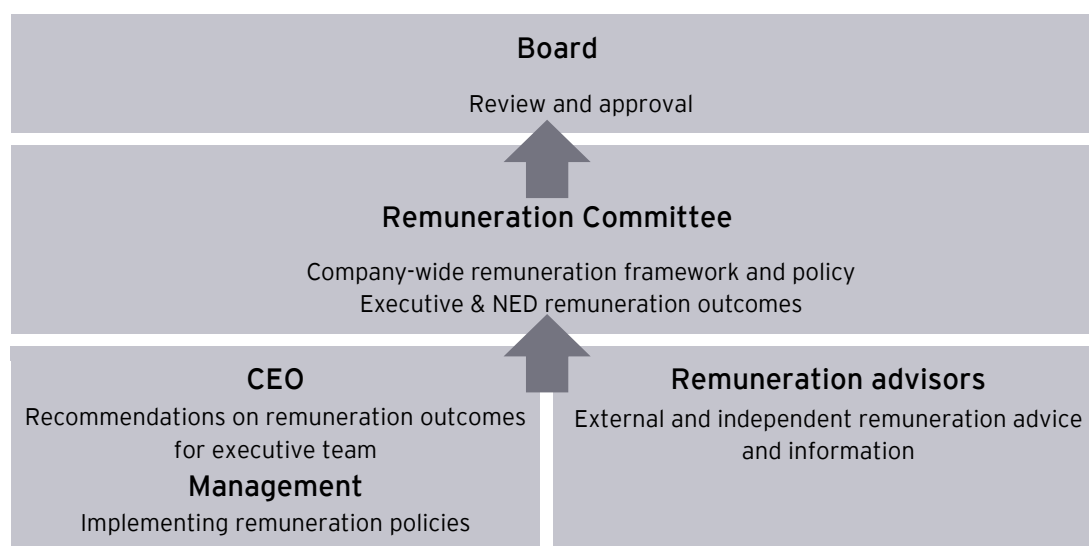
CA 300A(1)(b)
CA
300A(1AA),(1AB)

	2024	2023	2022	2021	2020
NPAT (\$'m)	8.1	6.5	5.8	5.2	4.7
Share price at year end (\$)	4.2	3.7	3.4	3.2	2.9
Basic EPS (cents)	38	33	30.7	37.5	35
Total dividends (cents per share)	10.32	8.4	8.46	8.98	8.43

4. How remuneration is governed

4A. Remuneration decision making

The following diagram represents the Group's remuneration decision making framework:



Remuneration report - Audited (continued)

The composition of the Remuneration Committee is set out on page 160 of this annual report. Further information on the Remuneration Committee's role, responsibilities and membership can be seen at www.qualityholdingsaustralia.com.au.

4B. Use of remuneration advisors

CA 300A(1Xh)

The Remuneration Committee approved the engagement of Company ABC to provide remuneration recommendations regarding the remuneration mix and quantum for executives.

Both Company ABC and the Committee are satisfied the advice received from Company ABC is free from undue influence from the KMP to whom the remuneration recommendations apply.

The remuneration recommendations were provided to the Committee as an input into decision making only. The Remuneration Committee considered the recommendations, along with other factors, in making its remuneration decisions.

The fees paid to Company ABC for the remuneration recommendations were \$35,000. In addition to providing remuneration recommendations, Company ABC provided advice on other aspects of the remuneration of the Group's employees and various other advisory services and was paid a total of \$85,000 for these services.

4C. Clawback of remuneration

In the event of serious misconduct or a material misstatement in the Group's financial statements, the Board has the discretion to reduce, cancel or clawback any unvested STI or LTI.

4D. Share trading policy

The Group securities trading policy applies to all NEDs and executives. The policy prohibits employees from dealing in Quality Holdings (Australia) Limited securities whilst in possession of material non-public information relevant to the Group.

Executives must not enter into any hedging arrangements over unvested options under the Group's options plan. The Group would consider a breach of this policy as gross misconduct, which may lead to disciplinary action and potentially dismissal.

4E. Executive employment agreements

Remuneration arrangements for executives are formalised in employment agreements. The following outlines the details of contracts with executives:

CA 300A(1XeXvii)
Reg 2M.3.03(1)
Item 13

CEO

The CEO is employed under a three year contract which can be terminated with notice by either the Group or the CEO.

Under the terms of the present contract, as disclosed to the ASX on 14 September 2023:

- ▶ The CEO receives fixed remuneration of \$490,000 per annum.
- ▶ The CEO's target STI opportunity is 50% of fixed remuneration and maximum STI opportunity is 100% of fixed remuneration.
- ▶ The CEO is eligible to participate in the LTI plan on terms determined by the Board, subject to receiving any required or appropriate shareholder approval.

All other executives are employed on individual open ended employment contracts that set out the terms of their employment.

The Board has reviewed market data of comparable companies in respect of the fixed remuneration of its executives and determined that a 2% increase in fixed remuneration will be applied for FY25.

Remuneration report - Audited (continued)

Termination provisions

The CEO and executives' termination provisions are as follows:

	Resignation	Termination for cause	Termination in case of death, disablement, redundancy or notice without cause	Termination payment
CEO notice period (by company or executive)	6 months	None	12 months	6 months
Other executives notice period (by company or executive)	3 months	None	6 months	3 months

Termination payments

The following arrangements applied to outgoing executives in office during FY24:

L.P. Lyn

- ▶ Due to health reasons, Ms Lyn resigned from her position on 31 December 2024. As a result, Ms Lyn received a termination payment of \$110,725, in accordance with the terms of her employment contract.
- ▶ Ms Lyn will receive her STI payment for the financial year ending 31 December 2024 which was paid out fully in cash with no deferred component.
- ▶ Ms Lyn also retained a pro rata of unvested awards under the LTI plans.

M.X. Vo

- ▶ M.X. Vo resigned from the Group on 30 May 2024. Ms Vo received a \$48,000 termination payment on resignation.
- ▶ Ms Vo was not eligible for an STI payment for the financial year ending 31 December 2024, and forfeited her unvested share options and performance rights.

5. Overview of non-executive director (NED) remuneration

CA 300A(1Xa),(b)

Quality Holdings (Australia)'s NED fee policy is designed to attract and retain high calibre directors who can discharge the roles and responsibilities required in terms of good governance, strong oversight, independence and objectivity. NEDs receive fees only and do not participate in any performance-related incentive awards. NED fees reflect the demands and responsibilities of the directors.

The Remuneration Committee reviews NED remuneration annually against comparable companies. The Board also considers advice from external advisors when undertaking the review process.

NED fees consist of base fees and committee fees. The payment of committee fees recognises the additional time commitment required by NEDs who serve on Board committees. The chair of the Board attends all committee meetings but does not receive any additional committee fees in addition to base fees.

Remuneration report - Audited (continued)

The table below summarises Board and Committee fees payable to NEDs for FY24 (inclusive of superannuation):

Board fees		\$
Chair		280,000
NED		120,000
Committee fees		
Audit	Chair	35,000
	Member	17,500
Remuneration	Chair	30,000
	Member	15,000
Nomination^	Chair	N/A
	Member	N/A

^ NEDs do not receive additional fees for participation in the Nomination Committee.

NEDs may be reimbursed for expenses reasonably incurred in attending to the Group's affairs. They do not receive retirement benefits.

The Board has confirmed there will be no increases in Board or committee fees for FY25.

Maximum aggregate NED fee pool

NED fees are determined within an aggregate NED fee pool limit, which is periodically approved by shareholders. The maximum aggregate amount that may be paid to NEDs for their services is \$1,500,000 during any financial year, as approved by shareholders at the 2023 AGM held on 30 March 2024.

The Board will not seek an increase to the aggregate NED fee pool limit at the 2024 AGM.

Remuneration report (continued)

6. Statutory remuneration

6A. Executive KMP remuneration for the years ended 31 December 2024 and 31 December 2023

		Short-term benefits			Post-employment	Long-term benefits		Share-based payments			Termination payments	Total remuneration	Performance related	CA 300(A)(1)(c) CA 300A(1)(e)(i) Reg 2M.3.03(1) Items 6-11 Reg 2M.3.03(2)
		Salary & fees	Cash bonus	Non monetary ²	Other	Superannuation	Employee entitlements	Share options	Performance rights	Shares/Deferred shares ³				
		\$	\$	\$	\$	\$	\$	\$	\$	\$	\$	\$	%	
T. Hannah	2024	441,000	158,025	16,000	850	49,000	37,408	32,560	22,500	17,558	-	774,901	27.5	
	2023	427,000	182,800	15,225	824	43,415	36,154	32,560	-	-	-	737,978	29.0	
D.J. Estreux	2024	408,000	100,800	6,050	-	32,000	28,631	22,000	22,000	16,800	-	636,281	25.4	
	2023	390,000	120,000	6,000	-	30,000	27,662	22,000	-	-	-	595,662	23.8	
R.J. Ferns ⁴	2024	315,000	122,583	10,000	1,600	35,000	23,469	10,560	10,560	64,875	-	593,647	35.1	
	2023	-	-	-	-	-	-	-	-	-	-	-	-	
G. Braddy	2024	225,000	82,500	5,000	-	25,000	21,662	7,480	10,560	13,750	-	378,677	30.2	
	2023	225,000	106,400	4,520	-	25,000	21,462	440	-	-	-	382,822	27.8	
M.X. Vo ⁵	2024	80,000	-	-	-	8,000	7,177	(8,000)	-	-	48,000	135,177	-	
	2023	171,000	62,000	5,200	-	19,000	15,569	3,000	-	-	-	275,769	17.3	
A.M. John ⁶	2024	135,000	44,550	700	-	15,000	14,811	10,560	5,360	7,425	-	233,406	29	
	2023	-	-	-	-	-	-	-	-	-	-	-	-	
S. Moran	2024	225,000	101,250	6,000	-	25,000	19,778	6,820	9,900	16,875	-	410,623	32.8	
	2023	198,000	118,800	4,480	-	22,000	19,023	220	-	-	-	362,523	32.8	
L.P. Lyn ⁷	2024	234,000	83,200	-	-	26,000	19,746	12,120	6,600	-	110,725	492,391	20.7	
	2023	216,000	88,580	-	-	24,000	19,035	5,640	-	-	-	353,255	26.6	
Total executive KMP	2024	2,063,000	692,908	48,250	2,450	215,000	172,682	87,962	87,482	137,283	158,725	3,655,103		
	2023	1,627,000	678,580	35,425	824	163,415	138,905	63,860	-	-	-	2,708,009		

² Non-monetary benefits include motor vehicle, travel and mobile phone allowances, including any FBT.

³ Includes the component of STI which is deferred in shares. The fair value of the deferred share component is amortised over the three year vesting period.

⁴ R.J. Ferns was appointed to the newly created executive role of General Manager US Operations on 3 January 2024. She received sign-on share awards of \$50,000 on commencement of employment (in lieu of foregone benefits and incentives in her previous employment) which vested immediately on grant. In addition, Ms Ferns will receive a cash incentive of \$100,000 to the extent she remains in employment for three years from the date of her appointment (i.e., 3 January 2026).

⁵ M.X. Vo ceased employment on 30 May 2024 and received a termination payment of \$48,000. Ms Vo forfeited her share options, rights and STI. Any share based payment expense previously recognised under AASB 2 in respect of the unvested options and rights has been reversed.

⁶ A.M. John was appointed to the role Chief Operating Officer 2 June 2024. He received a pro rata STI bonus for the period.

⁷ L.P. Lyn ceased employment on 31 December 2024 and received a termination payment of \$110,725. Ms Lyn also received 100% of STI for FY24 in cash and retained a pro rata of unvested awards under the FY24 LTI plan. For awards retained, any unamortised fair value was fully recognised at that date and for awards forfeited, the share-based payment expense previously recognised under AASB 2 has been reversed.

Remuneration report - Audited (continued)

6B. NED remuneration for the years ended 31 December 2024 and 31 December 2023

CA 300(AX1)(c)
Reg 2M.3.03(1)
Items 6-11

	Financial year	Short-term benefits	Post-employment	Total
		Board and committee fees	Superannuation	
		\$	\$	
V. Sheen	2024	279,000	31,000	310,000
	2023	261,722	18,278	280,000
M. Krupp	2024	139,500	15,500	155,000
	2023	135,000	15,000	150,000
M. Simson	2024	121,500	13,500	135,000
	2023	117,000	13,000	130,000
C. Mohot*	2024	70,875	7,875	78,750
	2023	109,589	10,411	120,000
Total	2024	610,875	67,875	678,750
	2023	623,311	56,689	680,000

* C. Mohot ceased employment on 28 July 2024

Remuneration report (continued)

7. Options, rights and shares awarded and held by KMP

7A. Options awarded, vested and lapsed during the year

The table below discloses the number of share options vested and lapsed during the year. No share options were awarded during the year as the Company is awarding performance rights from FY24 onwards. Refer to Table 7D below.

Share options do not carry any voting or dividend rights, and can only be exercised once the vesting conditions have been met.

	Financial year	Options awarded during the year	Award date	Fair value per option at award date (\$)	Vesting date	Exercise price	Expiry date	No. vested during year	No. lapsed during year	Value of options granted during the year^	Value of options exercised during the year#
T. Hannah	2022	-	1 Jan 2022	-	31 Dec 2024	-	-	5,000	9,000		8,800
D.J. Estreux	2022	-	1 Jan 2022	-	31 Dec 2024	-	-	1,500	-		2,640
G. Braddy	2022	-	1 Jan 2022	-	31 Dec 2024	-	-	23,000	-		40,480
M.X. Vo	2022	-	1 Jan 2022	-	31 Dec 2024	-	-	-	10,000	-	-
L.P. Lyn	2022	-	1 Jan 2022	-	31 Dec 2024	-	-	6,000	4,000	-	-

Determined at the time of exercise at the intrinsic value

There were no alterations to the terms and conditions of options awarded as remuneration during the year.

Reg 2M.3.03(1) Item 12(a),(e),(f)
Reg 2M.3.03(1) Item 15(a),(b)
CA 300A(1)(e)(ii)-(iv)

Reg 2M.3.03(1) Item 14

Remuneration report (continued)

7B. Option holdings of KMP*

	Balance 1 January 2024	Granted as remuneration	Options exercised	Net change other #	Balance 31 December 2024	Vested and exercisable	Vested but not exercisable
Executive directors							
T. Hannah	74,000	-	(5,000)	(9,000)	60,000	11,000	-
D.J. Estreux	50,000	-	(1,500)	-	48,500	48,500	-
Senior executives							
G. Braddy	23,000	-	(23,000)	-	-	-	-
M.X. Vo	10,000	-	-	(10,000)	-	-	-
A.M. John	-	-	-	-	-	-	-
S. Moran	500	-	-	-	500	500	-
L.P. Lyn	31,000	-	-	(4,000)	27,000	27,000	-
Total	248,500	-	(29,500)	(35,000)	379,000	774,000	-

* Includes options held directly, indirectly and beneficially by KMP.

Reg 2M.3.03(1)
Item 17

Contents	Corporate Information
	Directors' Report
Introduction	Remuneration report - Audited
Consolidated financial statements	Corporate governance
Notes	Disclosures in the financial statements
Additional Australian disclosures	Directors' declaration
Appendices	ASX Additional information

Remuneration report - Audited (continued)

7C. Performance rights awarded, vested and lapsed during the year

The table below discloses the number of performance rights (PR) granted, vested or lapsed during the year.

Performance rights do not carry any voting or dividend rights and can only be exercised once the vesting conditions have been met.

	Financial year	Granted during the year No.	Grant date	Fair value per PR at grant date^ (\$)	Vesting date	Exercise price	Expiry date	No. vested during year	No. lapsed during year	Value of PRs granted during the year^	Value of PRs exercised during the year#
T. Hannah*	2024	50,000	30 Mar 2024	\$1.35	31 Dec 2025	nil	31 Dec 2027	-	-	67,500	-
D.J. Estreux	2024	50,000	31 Jan 2024	\$1.32	31 Dec 2025	nil	31 Dec 2027	-	-	66,000	-
R.J. Ferns	2024	24,000	31 Jan 2024	\$1.32	31 Dec 2025	nil	31 Dec 2027	-	-	31,680	-
G. Braddy	2024	24,000	31 Jan 2024	\$1.32	31 Dec 2025	nil	31 Dec 2027	-	-	31,680	-
M.X. Vo	2024	8,000	31 Jan 2024	\$1.32	31 Dec 2025	nil	31 Dec 2027	-	8,000	10,560	-
A.M. John	2024	24,000	2 Jun 2024	\$1.34	31 Dec 2025	nil	31 Dec 2027	-	-	32,160	-
S. Moran	2024	15,000	31 Jan 2024	\$1.32	31 Dec 2025	nil	31 Dec 2027	-	-	19,800	-
L.P. Lyn	2024	15,000	31 Jan 2024	\$1.32	31 Dec 2025	nil	31 Dec 2027	-	10,000	19,800	-

* As approved by shareholders at the 2023 AGM on 30 March 2024.

^ Determined at the time of grant per AASB 2. For details on the valuation of the performance rights, including models and assumptions used, please refer to [Note 33](#).

Determined at the time of exercise at the share price at that date.

There were no alterations to the terms and conditions of performance rights awarded as remuneration during the year.

Reg 2M.3.03(1) Item 12(a),(e),(f)
Reg 2M.3.03(1) Item 15(a),(b)
CA 300A(1)(e)(ii)-(vi)

Reg 2M.3.03(1) Item 14

Remuneration report - Audited (continued)

7D. Performance rights holdings of KMP*

	Balance 1 Jan 2024	Granted as remuneration	Performance rights exercised	Net change other #	Balance 31 Dec 2024	Vested and exercisable	Vested but not exercisable
T. Hannah	-	50,000	-	-	50,000	-	-
D.J. Estreux	-	50,000	-	-	50,000	-	-
R.J. Ferns	-	24,000	-	-	24,000	-	-
G. Braddy	-	24,000	-	-	24,000	-	-
M.X. Vo	-	8,000	-	(8,000)	-	-	-
A.M. John	-	24,000	-	-	24,000	-	-
S. Moran	-	15,000	-	-	15,000	-	-
L.P. Lyn	-	15,000	-	(10,000)	5,000	-	-
Total	-	210,000	-	(18,000)	192,000	-	-

Reg 2M.3.03(1)
Item 17

* Includes performance rights held directly, indirectly and beneficially by KMP.

Relates to forfeiture on ceasing of employment.

7E. Shares issued on exercise of options and performance rights

31 December 2024	Shares issued on exercise of options no.	Paid per share cents
T. Hannah	5,000	2.33
D.J. Estreux	1,500	2.33
G. Braddy	23,000	2.33
Total	29,500	

Reg 2M.3.03(1)
Item 16

No shares were issued in exercise of performance rights during the year.

7F. Shareholdings of KMP*

Reg 2M.3.03(1)
Item 18

Shares held in Quality Holdings (Australia) Limited (number)

	Balance 1 January 2024		Granted as remuneration		On exercise of options and performance rights		Net change other #		Balance 31 December 2024		Held nominally 31 December 2024	
	Ord	Pref	Ord	Pref	Ord	Pref	Ord	Pref	Ord	Pref	Ord	Pref
NEDs												
V. Sheen	320,940	20,000	-	-	-	-	11,000	-	331,940	20,000	-	-
M. Krupp	112,000	-	-	-	-	-	10,000	-	122,000	-	-	-
M. Simson	49,000	-	-	-	-	-	10,000	-	59,000	-	-	-
C. Mohot	87,000	-	-	-	-	-	5,000	-	92,000	-	-	-
Executive KMP												
T. Hannah	699,000	6,000	-	-	5,000	-	(2,000)	-	702,000	6,000	100,000	-
D.J. Estreux	101,000	5,000	-	-	1,500	-	15,000	-	117,500	5,000	-	-
R.J. Ferns	-	-	50,000	-	-	-	-	-	50,000	-	-	-
G. Braddy	-	-	-	-	23,000	-	-	-	23,000	-	-	-
M.X. Vo^	400,000	-	-	-	-	-	-	-	400,000	-	-	-
A.M. John	-	-	-	-	-	-	-	-	-	-	-	-
S. Moran	-	-	-	-	-	-	49,000	-	49,000	-	-	-
L.P. Lyn	34,000	-	-	-	-	-	10,000	-	44,000	-	-	-
Total	1,802,940	31,000	50,000	-	29,500	-	108,000	-	1,990,440	31,000	100,000	-

* Includes shares held directly, indirectly and beneficially by KMP.

^ For M.X. Vo, balance at 31 December 2024 reflects balance of shares held at date resigned.

Remuneration report - Audited (continued)

All equity transactions with KMP other than those arising from the exercise of remuneration options have been entered into under terms and conditions no more favourable than those the Group would have adopted if dealing at arm's length.

Reg 2M.3.03(1)
Item 19

8. Loans to KMP and their related parties *(The below disclosure has been provided for illustrative purposes only)*

(i) Details of aggregate of loans to KMP and their related parties:

Reg
2M.3.03(1)
Item 20

	Balance at beginning of period	Interest charged	Interest not charged	Write-off or allowance for doubtful debt	Balance at end of period	Number of KMP in group
Total	\$	\$	\$	\$	\$	
2024	XXX	XXX	XXX	-	XXX	X

(ii) Details of KMP and their related parties with aggregate of loans above \$100,000 in the reporting period:

Reg
2M.3.03(1)
Item 21

	Balance at beginning of period	Interest charged	Interest not charged	Write-off or allowance for doubtful debt	Balance at end of period	Highest balance during period
	\$	\$	\$	\$	\$	\$
KMP A	XXX	-	XXX	-	XXX	XXX
KMP B	-	-	XXX	-	XXX	XXX

(iii) Terms and conditions of loans to KMP and their related parties:

Reg 2M.3.03(1)
Item 20(g)

Loans to directors are interest free. Senior executives are charged interest at the concessional rate of 4% per annum. The average commercial rate of interest during the year was 6%.

During the year, Quality Holdings (Australia) Limited provided a loan to D.J. Estreux of \$XXX repayable within five years on interest free terms, secured by a registered first mortgage over the property. No amount was repaid during the year. The loan was approved by shareholders at the AGM.

A loan of \$XXX was also provided to Everest Pty Ltd, a company controlled by R.J. Ferns. The loan is repayable within three years, on a concessional rate of 4.25% per annum. An amount of \$XXX was repaid during the year. The loan was approved by shareholders at the AGM.

9. Other transactions and balances with KMP and their related parties

(i) Details and terms and conditions of other transactions with KMP and their related parties:

Reg
2M.3.03(1)
Item 22

Purchases

During the year, purchases totalling \$510,000 at market prices have been made by Group companies from Gnome Industries Limited, of which V. Sheen's wife is a director and controlling shareholder. \$10,000 was outstanding at 31 December 2024.

Sales

M. Simson holds a 25% equity interest in Home Fires Limited. During the year the Group supplied extinguishers to Home Fires Limited to the value of \$225,000 at normal market prices. At 31 December 2024, Home Fires Limited owed nil to the Group.

Remuneration report - Audited (continued)

(ii) Amounts recognised at the reporting date in relation to other transactions:

Reg 2M.3.03(1)
Items 23 & 24

	2024 \$
Assets and liabilities	
<i>Current assets</i>	
Trade and other receivables	-
<i>Non-current assets</i>	
Total assets	-
<i>Current liabilities</i>	
Trade and other payables	10,000
<i>Non-current liabilities</i>	
Total liabilities	10,000
Revenues and expenses	
Sale of goods	225,000
Interest	-
Doubtful debts	-
Total revenue	225,000
Purchases/Cost of Goods Sold	510,000
Interest	-
Dividends	-
Total expenses	510,000

10. Actual remuneration earned by executive KMP in FY24

The actual remuneration earned by executive KMP in FY24 is set out below. This information is considered to be relevant as it provides shareholders with a view of the remuneration actually paid to executives for performance in FY24 and the value of LTIs that vested during the period. This differs from the remuneration details prepared in accordance with statutory obligations and accounting standards on page 170 of this report, as those details include the values of performance rights and options that have been awarded, but which may or may not vest.

	Fixed remuneration ¹	Termination payments ²	STI ³	LTI vested ⁴	Total actual remuneration earned
	\$	\$	\$	\$	\$
T. Hannah	506,000	-	182,800	20,450	709,250
D.J. Estreux	446,050	-	120,000	6,135	572,185
R.J. Ferns	360,000	-	-	50,000	410,000
G. Braddy	88,000	48,000	62,000	-	198,000
M.X. Vo	150,700	-	-	-	150,700
A.M. John	256,000	-	118,800	-	374,800
S. Moran	260,000	110,725	88,580	-	199,305
L.P. Lyn	506,000	-	182,800	20,450	709,250

- 1) Base salary, superannuation and non-monetary benefits such as motor vehicle, travel and mobile phone allowances including FBT.
- 2) Termination payments paid during the financial year.
- 3) STI paid during the financial year. For example, the amount disclosed for FY24 reflects the FY23 STI paid in March 2024 following the release of the FY23 results of the Group.
- 4) Intrinsic value of LTI that vested during the financial year calculated using the share price at the date of vesting.

End of Remuneration Report

Signed in accordance with a resolution of the directors.

Tony Hannah

T. Hannah
Managing Director

31 January 2025

Corporate governance

General commentary

The ASX Corporate Governance Council (CGC) has developed corporate governance principles and recommendations for listed entities with the aim of promoting investor confidence and meeting stakeholder expectations. ASX Listing Rule 4.10.3 requires that listed entities disclose the extent to which they have followed the CGC's recommendations and, where a recommendation has not been followed, the reasons why⁸.

The ASX Listing Rule 4.10.3 requirements may be met by including in a listed entity's annual report a corporate governance statement or the address of a website where that corporate governance statement can be found. If an entity does not provide its corporate governance statement in the annual report, it must lodge a copy of its corporate governance statement to the ASX (through the Appendix 4G) at the same time it lodges its annual report.

We have not illustrated a corporate governance statement for Quality Holdings (Australia) Limited. The appropriate information to disclose in the complete statement depends upon an entity's corporate governance practices.

Contents	Corporate Information
Introduction	Directors' Report
Consolidated financial statements	Remuneration report - Audited
Corporate governance	
Notes	Disclosures in the financial statements
Additional Australian disclosures	Directors' declaration
Appendices	ASX Additional information

⁸ <https://www.asx.com.au/documents/asx-compliance/cgc-principles-and-recommendations-fourth-edn.pdf>

Disclosures in the financial statements

Consolidated statement of financial position

The below presentation of statement of financial position has been included because in Australia, assets and liabilities are commonly presented in increasing order of liquidity.

		2024	2023	As at 1 January 2023	IAS 1.10(a) IAS 1.10(f) IAS 1.49, IAS 1.51(c) IAS 8.28
	Notes	\$000	Restated (Note 2.5)	Restated (Note 2.5)	IAS 1.51(d),(e) IAS 1.40A, IAS 1.40B IAS 1.60, IAS 1.66
Assets					
Current assets					IAS 1.54(i) IAS 1.54(g)
Cash and short-term deposits	24	17,528	14,916	11,066	IFRS 15.B21
Inventories	22	26,027	23,830	24,296	IAS 1.54(h)
Right of return assets	4.3	1,124	929	856	IFRS 15.105
Trade receivables	23	25,672	22,290	25,537	IAS 1.55
Contract assets	4.2	4,541	5,180	3,450	IAS 1.54(d), IFRS 7.8
Prepayments		244	165	226	
Other current financial assets	20	551	153	137	
		75,687	67,463	65,568	
Assets held for sale	14	13,554	–	–	IAS 1.54(j), IFRS 5.38
		89,241	67,463	65,568	
Non-current assets					IAS 1.60
Property, plant and equipment	17	32,979	24,329	18,940	IAS 1.54(a)
Investment properties	18	8,893	7,983	7,091	IAS 1.54(b)
Intangible assets	19	6,019	2,461	2,114	IAS 1.54(c)
Right-of-use assets	31	2,908	2,732	2,915	IFRS 16.47
Investment in an associate and a joint venture	10, 11	3,187	2,516	1,878	IAS 1.54(e), IAS 28.38
Non-current financial assets	21	3,761	2,816	2,273	IAS 1.54(d), IFRS 7.8
Deferred tax assets	15	389	365	321	IAS 1.54(o), IAS 1.56
		58,136	43,202	35,532	
Total assets		147,377	110,665	101,100	
Liabilities					
Current liabilities					IAS 1.60, IAS 1.69
Trade and other payables	30	16,969	20,023	18,248	IAS 1.54(k)
Contract liabilities	4.2, 29	2,880	2,486	1,836	IFRS 15.105
Refund liabilities	4.3	6,242	5,844	3,796	IFRS 15.B21
Interest-bearing loans and borrowings	21.2	2,832	3,142	4,834	IAS 1.54(m), IFRS 7.8(g)
Other current financial liabilities	21	2,953	254	303	IAS 1.54(m), IFRS 7.8
Government grants	28	149	151	150	IAS 1.55, IAS 20.24
Income tax payable		3,511	3,563	4,625	IAS 1.54(n)
Provisions	27	922	156	85	IAS 1.54(l)
Dividends payable	26	410	–	–	
		36,868	35,619	33,877	
Liabilities directly associated with the assets held for sale	14	13,125	–	–	IAS 1.54(p), IFRS 5.38
		49,993	35,619	33,877	
Non-current liabilities					IAS 1.60
Interest-bearing loans and borrowings	21.2	22,147	23,313	21,358	IAS 1.54(m)
Other non-current financial liabilities	21	806	–	–	IAS 1.54(m), IFRS 7.8
Provisions	27	1,898	19	15	IAS 1.54(l)
Government grants	28	3,300	1,400	1,300	IAS 20.24
Contract liabilities	4, 29	2,962	888	692	IFRS 10.105
Net employee defined benefit liabilities	32	3,050	2,977	2,526	IAS 1.55, IAS 1.78(d)
Deferred tax liabilities	15	2,454	607	780	IAS 1.54(o), IAS 1.56
		36,617	29,204	26,671	
Total liabilities		86,610	64,823	60,548	
Net assets		60,767	45,842	40,552	

Disclosures in the financial statements (continued)

		2024	2023	As at 1 January 2023	IAS 1.10(a) IAS 1.10(f) IAS 1.49, IAS 1.51(c) IAS 1.51(d),(e) IAS 8.28 IAS 1.54(r), IAS 1.78(e)
	Notes	\$000	Restated (Note 2.5)	Restated (Note 2.5)	
Equity					
Issued capital	25	21,888	19,388	19,388	
Treasury shares	25	(508)	(654)	(774)	
Other capital reserves	25	5,951	944	566	
Retained earnings		31,622	25,929	21,582	
Other components of equity		(642)	(505)	(418)	
Reserves of a disposal group held for sale	14	46	–	–	IFRS 5.38
Equity attributable to equity holders of the parent		58,357	45,102	40,344	
Non-controlling interests		2,410	740	208	IAS 1.54(q)
Total equity		60,767	45,842	40,552	

Disclosures in the financial statements (continued)

Notes to the Consolidated Financial statements

2.3 Accounting policies

Basis of preparation

The financial report is a general purpose financial report, which has been prepared in accordance with the requirements of the *Corporations Act 2001*, Australian Accounting Standards and other authoritative pronouncements of the Australian Accounting Standards Board.

AASB 1054.8(a)
AASB 1054.9

Rounding

The financial report is presented in Australian dollars and all values are rounded to the nearest thousand (\$000), except when otherwise indicated under the option available to the company under *ASIC Corporations (Rounding in Financial/Directors' Reports) Instrument 2016/191*. The Company is an entity to which this legislative instrument applies.

ASIC CI 2016/191

Australian Tax consolidation legislation

Quality Holdings (Australia) Limited and its wholly owned Australian controlled entities implemented the tax consolidation legislation as of 1 July 2005.

AASB Int 1052.16(a)

The head entity, Quality Holdings (Australia) Limited and the controlled entities in the tax consolidated group continue to account for their own current and deferred tax amounts. The Group has applied the Group allocation approach in determining the appropriate amount of current taxes and deferred taxes to allocate to members of the tax consolidated group.

AASB Int 1052.7,
9(a), 16(a), (b)

In addition to its own current and deferred tax amounts, Quality Holdings (Australia) Limited also recognises the current tax liabilities (or assets) and the deferred tax assets arising from unused tax losses and unused tax credits assumed from controlled entities in the tax consolidated group.

AASB Int 1052.12(a)

Assets or liabilities arising under tax funding agreements with the tax consolidated entities are recognised as amounts receivable from or payable to other entities in the Group. Details of the tax funding agreement are disclosed in [Note 15](#).

AASB Int 1052.12(b)

Any difference between the amounts assumed and amounts receivable or payable under the tax funding agreement are recognised as a contribution to (or distribution from) wholly owned tax consolidated entities.

AASB Int 1052.12(c)

Goods and services tax (GST)

Revenues, expenses and assets are recognised net of the amount of GST, except:

- ▶ When the GST incurred on a sale or purchase of assets or services is not payable to or recoverable from the taxation authority, in which case the GST is recognised as part of the revenue or the expense item or as part of the cost of acquisition of the asset, as applicable
- ▶ When receivables and payables are stated with the amount of GST included

AASB Int 1031.7

The net amount of GST recoverable from, or payable to, the taxation authority is included as part of receivables or payables in the statement of financial position. Commitments and contingencies are disclosed net of the amount of GST recoverable from, or payable to, the taxation authority.

AASB Int 1031.8

AASB Int 1031.9

Cash flows are included in the statement of cash flows on a gross basis and the GST component of cash flows arising from investing and financing activities, which is recoverable from, or payable to, the taxation authority is classified as part of operating cash flows.

AASB Int 1031.10-11

General commentary

AASB 1054.17

IFRS Standards Not Yet Issued in Australia

AASB 1054 *Australian Additional Disclosures* requires, for an entity intending to comply with IFRS Standards, to disclose the information specified in paragraphs 30 and 31 of AASB 108 *Accounting Policies, Changes in Accounting Estimates and Errors* on the potential effect of an IFRS Standard that has not yet been issued by the AASB.

Disclosures in the financial statements (continued)

15. Income tax

Tax consolidation

(i) Members of the tax consolidated group and the tax sharing arrangement

Quality Holdings (Australia) Limited and its 100% owned Australian resident subsidiaries formed a tax consolidated group with effect from 1 July 2002. Quality Holdings (Australia) Limited is the head entity of the tax consolidated group. Members of the tax consolidated group have entered into a tax sharing agreement that provides for the allocation of income tax liabilities between the entities should the head entity default on its tax payment obligations. No amounts have been recognised in the financial statements in respect of this agreement on the basis that the possibility of default is remote.

AASB Int 1052.16(a)
AASB Int 1052.16(c)
AASB Int 1052.53

(ii) Tax effect accounting by members of the tax consolidated group

Measurement method adopted under AASB Interpretation 1052 Tax Consolidation Accounting

The head entity and the controlled entities in the tax consolidated group continue to account for their own current and deferred tax amounts. The Group has applied the group allocation approach in determining the appropriate amount of current taxes and deferred taxes to allocate to members of the tax consolidated group. The current and deferred tax amounts are measured in a systematic manner that is consistent with the broad principles in AASB 112 *Income Taxes*. The nature of the tax funding agreement is discussed further below.

AASB Int 1052.8
AASB Int 1052.9(c)
AASB Int 1052.16(b)

In addition to its own current and deferred tax amounts, the head entity also recognises current tax liabilities (or assets) and the deferred tax assets arising from unused tax losses and unused tax credits assumed from controlled entities in the tax consolidated group.

Nature of the tax funding agreement

Members of the tax consolidated group have entered into a tax funding agreement. Under the funding agreement, the funding of tax within the Group is based on accounting profit, which is not an acceptable method of allocation under AASB Interpretation 1052. The tax funding agreement requires payments to/from the head entity to be recognised via an inter-entity receivable (payable) which is at call. To the extent that there is a difference between the amount charged under the tax funding agreement and the allocation under AASB Interpretation 1052, the head entity accounts for these as equity transactions with the subsidiaries.

AASB Int 1052.16(c)

The amounts receivable or payable under the tax funding agreement are due upon receipt of the funding advice from the head entity, which is issued as soon as practicable after the end of each financial year. The head entity may also require payment of interim funding amounts to assist with its obligations to pay tax instalments.

AASB Int 1052.52

Disclosures in the financial statements (continued)

24. Cash and short-term deposits

	2024	2023
	\$000	\$000
Cash flow reconciliation		Restated
Reconciliation of net profit before tax to net cash flows from operations:		
Profit before tax from continuing operations	11,108	8,880
Profit/(loss) before tax from discontinued operations	213	(193)
Profit before tax	11,321	8,687
Adjustments to reconcile profit before tax to net cash flows:		
Depreciation and impairment of property, plant and equipment and right-of-use assets	4,341	3,794
Amortisation and impairment of intangible assets	325	174
Equipment received from customers	(190)	(150)
Share-based payment expense	412	492
Decrease in fair value of investment properties	306	300
Net foreign exchange differences	(365)	(240)
Gain on disposal of property, plant and equipment	(532)	(2,007)
Fair value adjustment of a contingent consideration	358	–
Finance income	(202)	(145)
Finance costs	1,366	1,268
Other income	(98)	(66)
Net loss on derivative instruments at fair value through profit or loss	652	–
Share of profit of an associate and a joint venture	(671)	(638)
Movements in provisions, pensions and government grants	(835)	(65)
Working capital adjustments:		
Increase in trade and other receivables, contract assets and prepayments	(7,102)	2,431
Decrease in inventories and right of return assets	1,129	1,111
Increase in trade and other payables, contract liabilities and refund liabilities	4,511	2,530
	14,726	17,476
Interest received	250	221
Interest paid	(1,067)	(1,173)
Income tax paid	(2,935)	(3,999)
Net cash flows from operating activities	10,974	12,525

AASB 1054.16

General commentary

When presenting the statement of cash flows using the direct method, AASB 1054 *Australian Additional Disclosures* requires an entity to provide a reconciliation of the cash flows from operating activities to profit (loss). The Group has reconciled net cash flows from operating activities to profit before tax. However, a reconciliation to profit after tax is also acceptable under AASB 1054.

Certain working capital adjustments and other adjustments included in the reconciliation, reflect the change in balances between 2024 and 2023, including the 2024 balances of the discontinued operations grouped in line-items "assets classified as held for sale" and "liabilities directly associated with the assets classified as held for sale".

Disclosures in the financial statements (continued)

26. Distributions made and proposed

Franking credit balance

The amount of franking credits available for the subsequent financial year are:

	2024	2023	
	\$000	\$000	
▶ Franking account balance as at the end of the financial year at 30% (2023: 30%)	9,057	7,627	AASB 1054.13
▶ Franking credits that will arise from the payment of income tax payable as at the end of the financial year	1,823	1,264	AASB 1054.14(a)
▶ Franking debits that will arise from the payment of dividends as at the end of the financial year	(326)	(324)	AASB 1054.14(b)
▶ Franking credits that will arise from the receipt of dividends recognised as receivables at the reporting date	-	-	AASB 1054.14(c)
	<u>10,554</u>	<u>8,567</u>	

Disclosures in the financial statements (continued)

38. Auditors' remuneration

General commentary

ASIC requested that the largest six audit firms encourage their clients to adopt a standard format for the disclosure of auditor's remuneration. This disclosure is considered mandatory for ASX 300 clients but all listed entities are encouraged to consider adopting this format in their FY2023 financial reports.

The agreed disclosures are set out below:

- I. Category 1 - Fees to the group auditor for:
 - (i) auditing the statutory financial report of the parent covering the group
 - (ii) auditing the statutory financial reports of any controlled entities
- II. Category 2 - Fees for assurance services that are required by legislation to be provided by the auditor
- III. Category 3 - Fees for other assurance and agreed-upon-procedures services under other legislation or contractual arrangements where there is discretion as to whether the service is provided by the auditor or another firm
- IV. Category 4 - Fees for other services

An entity shall provide this disclosure of fees for each auditor or reviewer, including any network firm.

The auditor of Quality Holdings (Australia) Limited is Ernst & Young (Australia).

CA 300(11B)(a),
CA 300(11C)(a)

	Consolidated		
	2024	2023	
	\$	\$	
<i>Fees to Ernst & Young (Australia)</i>			
► Fees for auditing the statutory financial report of the parent covering the group and auditing the statutory financial reports of any controlled entities	1,206,000	1,185,500	AASB 1054.10(a)
► Fees for assurance services that are required by legislation to be provided by the auditor			AASB 1054.10(a)
Assurance related	50,300	80,400	
Special audits required by regulators	38,500	23,000	
► Fees for other assurance and agreed-upon-procedures services under other legislation or contractual arrangements where there is discretion as to whether the service is provided by the auditor or another firm			AASB 1054.10(a)
Other	-	-	
► Fees for other services			AASB 1054.10(b)
Tax compliance	37,000	43,500	CA 300(11B)(a), CA 300(11C)(b)
Total fees to Ernst & Young (Australia)	1,331,800	1,332,400	
Fees to other overseas member firms of Ernst & Young (Australia)			
► Fees for auditing the financial report of any controlled entities	105,000	102,400	AASB 1054.10(b)
► Fees for assurance services that are required by legislation to be provided by the auditor			
Assurance related	-	-	
► Fees for other assurance and agreed-upon-procedures services under other legislation or contractual arrangements where there is discretion as to whether the service is provided by the auditor or another firm			
Assurance compliance procedures	55,000	35,000	
<i>Fees for other services</i>			
► Taxation services	14,900	14,600	AASB 1054.10(b) CA 300(11B)(a)
► Other non-audit services	6,200	5,050	AASB 1054.10(b) CA 300(11B)(a)
Total fees to overseas member firms of Ernst & Young (Australia)	181,100	157,050	
Total auditor's remuneration	1,512,900	1,489,450	

Disclosures in the financial statements (continued)

39. Information relating to Quality Holdings (Australia) Limited (the Parent)

Reg 2M.3.01(1)

	2024	2023	
	\$000	\$000	
Current assets	44,183	39,413	Reg 2M.3.01(1Xa)
Total assets	83,417	72,848	Reg 2M.3.01(1Xb)
Current liabilities	17,444	20,233	Reg 2M.3.01(1Xc)
Total liabilities	22,980	25,223	Reg 2M.3.01(1Xd)
Issued capital	26,559	19,388	Reg 2M.3.01(1Xe)
Retained earnings	33,513	27,975	Reg 2M.3.01(1Xe)
Asset revaluation surplus	47	47	Reg 2M.3.01(1Xe)
Net unrealised gains reserve	64	50	Reg 2M.3.01(1Xe)
Employee equity benefits reserve	209	145	Reg 2M.3.01(1Xe)
Cash flow hedge reserve	45	20	Reg 2M.3.01(1Xe)
	<u>60,437</u>	<u>47,625</u>	Reg 2M.3.01(1Xe)
Profit or loss of the Parent entity	7,771	5,228	Reg 2M.3.01(1Xf)
Total comprehensive income of the Parent entity	7,810	5,298	Reg 2M.3.01(1Xg)

The Parent has issued the following guarantees in relation to the debts of its subsidiaries:

Reg 2M.3.01(1Xh)

- Pursuant to *ASIC Corporations (Wholly-owned Companies) Instrument 2016/785*, Quality Holdings (Australia) Limited and Hose Limited have entered into a deed of cross guarantee on 12 March 2008. The effect of the deed is that Quality Holdings (Australia) Limited has guaranteed to pay any deficiency in the event of winding up of any controlled entity or if they do not meet their obligations under the terms of overdrafts, loans, leases or other liabilities subject to the guarantee. The controlled entities have also given a similar guarantee in the event that Quality Holdings (Australia) Limited is wound up or if it does not meet its obligations under the terms of overdrafts, loans, leases or other liabilities subject to the guarantee.

The Parent has a contingent liability whereby an overseas customer has commenced an action against the Group in respect of equipment claimed to be defective. It has been estimated that the liability, should the action be successful, is \$850,000.

Reg 2M.3.01(1Xi)

The Parent entity has contractual obligations to purchase plant and equipment for \$975,000 at balance date (2023: \$350,000) principally relating to the completion of operating facilities of Sprinklers Inc.

Reg 2M.3.01(1Xj)

Disclosures in the financial statements (continued)

ASIC CI 2016/785

40. Closed group disclosures

Pursuant to *ASIC Corporations (Wholly-owned Companies) Instrument 2016/785*, relief has been granted to Hose Limited from the *Corporations Act 2001* requirements for the preparation, audit and lodgement of their financial report.

As a condition of the Corporations Instrument, Quality Holdings (Australia) Limited and Hose Limited (the "Closed Group"), entered into a deed of cross guarantee on 12 March 2009. The effect of the deed is that Quality Holdings (Australia) Limited has guaranteed to pay any deficiency in the event of winding up of a controlled entity or if they do not meet their obligations under the terms of overdrafts, loans, leases or other liabilities subject to the guarantee. The controlled entities have also given a similar guarantee in the event that Quality Holdings (Australia) Limited is wound up or if it does not meet its obligations under the terms of overdrafts, loans, leases or other liabilities subject to the guarantee.

The consolidated statement of profit or loss, consolidated statement of comprehensive income, summary of movements in consolidated retained earnings and consolidated statement of financial position of the entities that are members of the Closed Group are as follows:

	Closed Group	
	2024	2023
	\$000	\$000
Consolidated statement of profit or loss		
Revenue from contracts with customers	85,017	78,583
Cost of sales	(62,506)	(60,443)
Other operating income	1,968	1,586
Other expenses	(13,693)	(11,463)
Finance costs	(210)	(187)
Share of profit of an associate	275	240
Profit from continuing operations before income tax	11,090	8,316
Income tax expense	(3,253)	(2,292)
Profit after tax from continuing operations	7,598	6,024
Profit/(loss) after tax from discontinued operation (refer Note 14)	220	(188)
Profit for the year	7,818	5,836
Consolidated statement of comprehensive income		
Profit for the year	7,818	5,836
Other comprehensive income		
<i>Other comprehensive income to be reclassified to profit or loss</i>		
Net (loss) on cash flow hedges	(27)	(12)
<i>Other comprehensive income not to be reclassified to profit or loss</i>		
Revaluation of office properties in Australia	124	-
Other comprehensive income, net of tax	97	(12)
Total comprehensive income for the year, net of tax	7,915	5,824
	Closed Group	
	2024	2023
	\$000	\$000
Summary of movements in consolidated retained earnings		
Retained earnings at the beginning of the year	25,945	25,709
Profit for the year	8,723	5,836
Dividends provided for or paid	(1,984)	(1,600)
Aggregate amounts transferred to reserves – depreciation transfer for buildings	12	-
Retained earnings at the end of the year	32,696	29,945

Disclosures in the financial statements (continued)

40. Closed group disclosures (continued)

	Closed Group	
	2024	2023
	\$000	\$000
Consolidated statement of financial position		
Assets		
Current assets		
Cash and short-term deposits	12,819	5,697
Trade and other receivables	13,809	18,224
Inventories	18,856	16,542
Prepayments	90	79
	47,060	40,542
Assets and disposal group classified as held for sale	13,554	-
	59,128	40,542
Non-current assets		
Non-current financial assets	17,036	8,314
Investment in an associate	764	681
Deferred tax assets	90	90
Property, plant and equipment	16,776	14,104
Investment properties	8,893	7,983
Intangible assets	-	58
	43,559	31,230
Total Assets	102,687	71,772
Liabilities		
Current liabilities		
Trade and other payables	15,708	13,635
Interest-bearing loans and borrowings	516	690
Income tax payable	3,113	2,500
	19,337	16,825
Liabilities directly associated with assets classified as held for sale	13,125	-
	32,462	16,825
Non-current liabilities		
Interest-bearing loans and borrowings	5,969	5,874
Deferred tax liabilities	2,312	1,189
Convertible redeemable preference shares	2,503	2,486
	10,784	9,549
Total Liabilities	43,246	26,374
Net Assets	59,441	45,398
Equity		
Issued capital	26,559	19,388
Retained earnings	32,696	25,945
Other reserves	186	65
Total Equity	59,441	45,398

Consolidated entity disclosure statement

as at 31 December 2024

General commentary

All public companies are required to prepare a consolidated entity disclosure statement to the extent they are required to prepare a financial report under Part 2M.3 of the Corporations Act. A public company is any company that is not a proprietary company or a corporate collective investment vehicle (CCIV). As such will include public companies limited by shares, limited by guarantee, unlimited by shares and no liability companies.

Where consolidated financial statements are not prepared, the consolidated entity disclosure statement should state:

CA 295(3A)(b)

Disclosure of subsidiaries and their country of tax residency, as required by the Corporations Act 2001, does not apply to the company as the company is not required by accounting standards to prepare consolidated financial statements.

Entity name	Entity type	Body	Body	Country of tax residence
		corporate country of incorporation	corporate % of share capital held	
Quality Holdings (Australia) Limited	Body corporate	Australia		Australia
Extinguishers Limited	Body corporate	Euroland	80	Euroland
Bright Sparks Limited	Body corporate	Euroland	95	Euroland
Fire Equipment Test Lab Limited	Body corporate	Euroland	100	Euroland
Wireworks Inc.	Body corporate	United States	98	United States
Sprinklers Inc.	Body corporate	United States	100	United States
Lightbulbs Limited	Body Corporate	Euroland	87.4	Euroland
Hose Limited (i)	Body corporate	Australia	100	Australia
Electronics Limited	Body corporate	Euroland	48	Euroland and Asialand
Bubbler Trust	Trust	N/A	N/A	Australia
Cable Partnership	Partnership	N/A	N/A	Australia

(i) Trustee of a trust in the consolidated entity.

CA 295(3A)(a)(iii)

Directors' declaration

CA 295(4)

In accordance with a resolution of the directors of Quality Holdings (Australia) Limited (the Company), I state that:

CA 295(5)(a)

1. In the opinion of the directors:

(a) the financial statements and notes of the Company and its subsidiaries (collectively the Group) are in accordance with the *Corporations Act 2001*, including:

CA 295(4)(d)(i)-(ii)

(i) giving a true and fair view of the consolidated entity's financial position as at 31 December 2024 and of its performance for the year ended on that date; and

(ii) complying with Australian Accounting Standards and the *Corporations Regulations 2001*;

(b) the financial statements and notes also comply with International Financial Reporting Standards as disclosed in [Note 2.2](#);

CA 295(4)(ca)

(c) the consolidated entity disclosure statement required by section 295(3A) of the *Corporations Act* is true and correct;

CA 295(4)(da)

(d) there are reasonable grounds to believe that the Company will be able to pay its debts as and when they become due and payable; and

CA 295(4)(c)

(e) as at the date of this declaration, there are reasonable grounds to believe that the Company and the subsidiaries identified in [Note 40](#) will be able to meet any obligations or liabilities to which they are or may become subject to, by virtue of the Deed of Cross Guarantee between the Company and those subsidiaries.

2. This declaration has been made after receiving the declarations required to be made to the directors by the chief executive officer and chief financial officer in accordance with section 295A of the *Corporations Act 2001* for the financial year ended 31 December 2024.

CA 295(4)(e)

On behalf of the board

Tony Hannah

T. Hannah
Managing Director

CA 295(5)(c)

31 January 2025

CA 295(5)(b)

ASX additional information

Additional information required by the Australian Stock Exchange Ltd and not shown elsewhere in this report is as follows. The information is current as at 21 January 2025.

(a) Distribution of equity securities

(i) Ordinary share capital

ASX 4.10.5

- 21,888,000 fully paid ordinary shares are held by 864 individual shareholders

All issued ordinary shares carry one vote per share and carry the rights to dividends.

ASX 4.10.6

(ii) Preference share capital

ASX 4.10.5

- 2,500,000 7% convertible non-cumulative redeemable preference shares are held by five individual shareholders

ASX 4.10.16

All issued convertible non-cumulative redeemable preference shares have a nominal value of \$1 and are convertible at the option of the Company or the shareholder into ordinary shares on 1 January 2024 on the basis of one ordinary share for every three preference shares held. Each preference share carries one right to vote but the right is limited to matters affecting the rights of such shares.

ASX 4.10.6

(iii) Options

ASX 4.10.5

- 725,000 options are held by 15 individual option holders

ASX 4.10.16

Options do not carry a right to vote.

ASX 4.10.6

The number of shareholders, by size of holding, in each class are:

ASX 4.10.7
ASX 19.12

	Fully paid ordinary shares	Redeemable preference shares	Options
1 - 1,000	823	-	1
1,001 - 5,000	21	-	1
5,001 - 10,000	6	-	3
10,001 - 100,000	9	2	6
100,001 and over	5	3	4
	864	5	15
Holding less than a marketable parcel	45	-	-

ASX 4.10.8

(b) Substantial shareholders

ASX 4.10.4

	Fully paid	
	Number	Percentage
Ordinary shareholders		
S.J. Limited	10,740,177	52.85
International Fires P.L.C.	6,937,366	31.48
	17,137,543	84.33

ASX additional information (continued)

(c) Twenty largest holders of quoted equity securities

ASX 4.10.9

Ordinary shareholders	Fully paid	
	Number	Percentage
S.J. Limited	10,740,177	52.85
International Fires P.L.C.	6,397,366	31.48
Macca Limited	434,891	2.14
JOG Pty Limited	434,891	2.14
The Hong Kong Family Trust	227,606	1.12
TW & Daughters Limited	93,481	0.46
M.A.B. Car Limited	93,481	0.46
Castellas Superannuation Trust	60,966	0.30
Weldin Pty Limited	20,322	0.10
Della Limited	20,322	0.10
Pat Lee Pty Limited	20,322	0.10
Feeney & Co Limited	16,258	0.08
AJH Industries Limited	16,258	0.08
Madz Limited	16,258	0.08
MVH Pty Limited	8,129	0.04
KMI Trust	8,129	0.04
Shimon & Sadhu Trust	6,097	0.03
Krupp & Mystery AG	6,097	0.03
GMB Limited	6,097	0.03
P. Barns	6,097	0.03
	<u>18,633,245</u>	<u>91.69</u>

(d) Unquoted equity securities shareholdings greater than 20%

ASX 4.10.16

	Number
Convertible non-cumulative redeemable preference shares	
International Fires P.L.C.	101,000


(e) On market share purchases for executive LTI plan

ASX 4.10.22

During the year Quality Holdings (Australia) Limited purchased 50,000 shares at an average price of \$3.90 per share for the purpose of satisfying the entitlements of options holders under the executive plan.

Appendix A

Consolidated statement of profit or loss and other comprehensive income (example of a single statement)



Appendix A – Consolidated statement of profit or loss and other comprehensive income (example of a single statement)

for the year ended 31 December 2024

IAS 1.49

Commentary of IFRS accounting standards

The Group presents the statement of profit or loss and statement of comprehensive income in two separate statements. For illustrative purposes, the statement of profit or loss and other comprehensive income is presented as a single statement in this Appendix.

	Notes	2024 €000	2023 €000 Restated (Note 2.5)	IAS 1.10(b) IAS 1.10A IAS 1.51(c) IAS 8.28 IAS 1.51(d)(e) IAS 1.81A IFRS 15.113(a)
Continuing operations				
Revenue from contracts with customers	4	179,058	159,088	IAS 1.82(a)
Rental income	18	1,404	1,377	
Revenue		180,462	160,465	
Cost of sales		(136,569)	(128,386)	IAS 1.103
Gross profit		43,893	32,079	IAS 1.85, IAS 1.103
Other operating income	13.1	2,435	2,548	IAS 1.103
Selling and distribution expenses		(14,001)	(12,964)	IAS 1.99, IAS 1.103
Administrative expenses	13.9	(18,290)	(12,011)	IAS 1.99, IAS 1.103
Other operating expenses	13.2	(2,554)	(353)	IAS 1.99, IAS 1.103
Operating profit		11,483	9,299	IAS 1.85 IAS 1.BC55-56
Finance costs	13.3	(1,366)	(1,268)	IAS 1.82(b), IFRS 7.20
Finance income	13.4	202	145	
Other income	13.5	98	66	
Share of profit of an associate and a joint venture	10, 11	671	638	IAS 1.82(c)
Profit before tax from continuing operations		11,108	8,880	IAS 1.85
Income tax expense	15	(3,092)	(2,233)	IAS 1.82(d) IAS 12.77
Profit for the year from continuing operations		7,996	6,647	IAS 1.85
Discontinued operations				
Profit/(loss) after tax for the year from discontinued operations	14	220	(188)	IAS 1.82(ea) IFRS 5.33(a)
Profit for the year		8,216	6,459	IAS 1.81A(a)
Other comprehensive income				
<i>Other comprehensive income that may be reclassified to profit or loss in subsequent periods:</i>				IAS 1.82A
Net gain on hedge of net investment	21.3, 25	278	–	IFRS 9.6.5.13
Exchange differences on translation of foreign operations	21.3, 25	(246)	(117)	IAS 21.32
Net gain/(loss) on cash flow hedges	21.3, 25	(883)	34	IFRS 7.23(c)
Net change in costs of hedging		(32)	–	
Net loss on debt instruments at fair value through OCI	13.5	(21)	(1)	IFRS 7.20(a)(viii)
Share of other comprehensive loss of an associate	11	(30)	–	IAS 1.82A(b)
Income tax effect relating to the components of OCI	15	198	(10)	IAS 1.91
Net other comprehensive loss that may be reclassified to profit or loss in subsequent periods		(736)	(94)	
<i>Other comprehensive income that will not be reclassified to profit or loss in subsequent periods:</i>				
Net gain/(loss) on equity instruments designated at fair value through OCI		(26)	10	IFRS 7.20(a)(vii)
Remeasurement gain/(loss) on defined benefit plans	32	367	(390)	IAS 19.120(c)
Revaluation of office properties in Euroland	17	846	–	IAS 16.39
Share of other comprehensive income of an associate	11	30	–	IAS 1.82A(b)
Income tax effect relating to the components of OCI	15	(356)	114	IAS 1.90
Net other comprehensive income/(loss) that will not be reclassified to profit or loss in subsequent periods		861	(266)	
Other comprehensive income/(loss) for the year, net of tax		125	(360)	IAS 1.81A(b)
Total comprehensive income for the year, net of tax		8,341	6,099	IAS 1.81A(c)

Appendix A – Consolidated statement of profit or loss and other comprehensive income (example of a single statement) (continued)

for the year ended 31 December 2024

	2024	2023	IAS 1.10(b) IAS 1.51(b) IAS 1.51(c)
	€000	€000	IAS 8.28
Profit attributable to:		Restated	
Equity holders of the parent	7,928	6,220	IAS 1.81B (a)(ii)
Non-controlling interests	288	239	IAS 1.81B(a)(i)
	8,216	6,459	
Total comprehensive income attributable to:			
Equity holders of the parent	8,053	5,860	IAS 1.81(b)(ii)
Non-controlling interests	288	239	IAS 1.81B(b)(i)
	8,341	6,099	
Earnings per share	16		IAS 33.66
► Basic, profit for the year attributable to ordinary equity holders of the parent	€0.38	€0.33	
► Diluted, profit for the year attributable to ordinary equity holders of the parent	€0.38	€0.32	
Earnings per share for continuing operations	16		
► Basic, profit from continuing operations attributable to ordinary equity holders of the parent	€0.37	€0.34	
► Diluted, profit from continuing operations attributable to ordinary equity holders of the parent	€0.37	€0.33	

Commentary on IFRS accounting standards

The Group presents, for illustrative purposes, the disclosure of a single statement of profit or loss and OCI in this Appendix.

The different components of OCI are presented on a net basis in the statement above. Therefore, an additional note is required to present the amount of reclassification adjustments and current year gains or losses. Alternatively, the individual components could have been presented within the statement of profit or loss and OCI.

In this Appendix, the Group illustrates the presentation of the income tax effects on OCI items on an aggregated basis as allowed under IAS 1.91(b).

Appendix B

Consolidated statement of profit or loss
(example of expenses disclosed by nature)



Appendix B – Consolidated statement of profit or loss (example of expenses disclosed by nature)

for the year ended 31 December 2024

Commentary on IFRS accounting standards

The Group presents the statement of profit or loss disclosing expenses by function. For illustrative purposes, the statement of profit or loss disclosing expenses by nature is presented in this Appendix.

IAS 1.49
IAS 1.10(b)
IAS 1.10A
IAS 1.51(c)

		2024	2023	
	Notes	€000	€000	
			Restated	
			(Note 2.5)	
Continuing operations				
Revenue from contracts with customers	4	179,058	159,088	IAS 1.81A
Rental income	18	1,404	1,377	IAS 15.113(a)
Revenue		180,462	160,465	IAS 1.82(a)
Other operating income	13.1	2,435	2,548	IAS 1.102
Changes in inventories of finished goods and work in progress		(1,133)	(3,342)	IAS 1.99, IAS 1.102
Raw materials and consumables used		(129,422)	(116,900)	IAS 1.99, IAS 1.102
Employee benefits expense	13.7	(33,749)	(29,151)	IAS 1.99, IAS 1.102
Depreciation and amortisation	17, 19, 31	(4,356)	(3,667)	IAS 1.99, IAS 1.102
Impairment of non-current assets	17, 20	(200)	(301)	IAS 1.99, IAS 36.126
Other operating expenses	13.2	(2,554)	(353)	IAS 1.99, IAS 1.102
Finance costs	13.3	(1,366)	(1,268)	IAS 1.82(b), IFRS 7.20
Finance income	13.4	202	145	
Other income	13.5	98	66	
Share of profit of an associate and a joint venture	10, 11	671	638	IAS 1.82(c)
Profit before tax from continuing operations		11,088	8,880	IAS 1.85
Income tax expense	15	(3,092)	(2,233)	IAS 1.82(d) IAS 12.77
Profit for the year from continuing operations		7,996	6,647	IAS 1.85
Discontinued operations				
Profit/(loss) after tax for the year from discontinued operations	14	220	(188)	IAS 1.82(ea) IFRS 5.33(a)
Profit for the year		8,216	6,459	IAS 1.81A(a)
Attributable to:				
Equity holders of the parent		7,928	6,220	IAS 1.81B(a)(ii)
Non-controlling interests		288	239	IAS 1.81B(a)(i)
		8,216	6,459	
Earnings per share	16			IAS 33.66
► Basic, profit for the year attributable to ordinary equity holders of the parent		€0.38	€0.33	
► Diluted, profit for the year attributable to ordinary equity holders of the parent		€0.38	€0.32	
Earnings per share for continuing operations	16			
► Basic, profit from continuing operations attributable to ordinary equity holders of the parent		€0.37	€0.34	
► Diluted, profit from continuing operations attributable to ordinary equity holders of the parent		€0.37	€0.33	

Appendix C

Consolidated statement of cash flows
(example of the direct method)



Appendix C – Consolidated statement of cash flows (example of the direct method)

for the year ended 31 December 2024

Commentary on IFRS accounting standards

IAS 7.18 allows entities to report cash flows from operating activities using either the direct or indirect methods. The Group presents cash flows using the indirect method. However, the statement of cash flows prepared using the direct method for operating activities is presented in this Appendix for illustrative purposes.

	Notes	2024 €000	2023 €000	
				IAS 1.10(d) IAS 1.51(c) IAS 1.51(d),(e)
Operating activities			Restated (Note 2.5)	IAS 7.10, IAS 7.18(a)
Receipts from customers		177,529	161,832	
Payments to suppliers		(129,054)	(115,205)	
Payments to employees		(33,749)	(29,151)	
Interest received		250	221	IAS 7.31
Interest paid		(1,067)	(1,173)	IAS 7.31
Income tax paid		(2,935)	(3,999)	IAS 7.35
Net cash flows from operating activities		10,974	12,525	
Investing activities				IAS 7.10, IAS 7.21
Proceeds from sale of property, plant and equipment		1,990	2,319	IAS 7.16(b)
Purchase of property, plant and equipment	17	(10,167)	(7,581)	IAS 7.16(a)
Purchase of investment properties	18	(1,216)	(1,192)	IAS 7.16(a)
Purchase of financial instruments		(272)	(225)	IAS 7.16(c)
Proceeds from sale of financial instruments		328	145	IAS 7.16(d)
Purchase of intangible assets	19	(587)	(390)	IAS 7.16(a)
Acquisition of a subsidiary, net of cash acquired	8	230	(1,450)	IAS 7.39
Receipt of government grants	28	2,951	642	
Net cash flows used in investing activities		(6,743)	(7,732)	
Financing activities				IAS 7.10, IAS 7.21
Proceeds from exercise of share options		175	200	IAS 7.17(a)
Acquisition of non-controlling interests	8	(325)	–	IAS 7.42A
Transaction costs of issue of shares	25	(32)	–	IAS 7.17(a)
Payment of principal portion of lease liabilities	31	(406)	(341)	IAS 7.17(e)
Proceeds from borrowings		5,649	4,871	IAS 7.17(c)
Repayment of borrowings		(2,032)	(4,250)	IAS 7.17(d)
Dividends paid to equity holders of the parent	26	(1,979)	(1,600)	IAS 7.31
Dividends paid to non-controlling interests		(30)	(49)	IFRS 12.B10(a)
Net cash flows from/(used in) financing activities		1,020	(1,169)	
Net increase in cash and cash equivalents		5,251	3,624	
Net foreign exchange difference		339	326	IAS 7.28
Cash and cash equivalents at 1 January		12,266	8,316	
Cash and cash equivalents at 31 December	24	17,856	12,266	IAS 7.45

Commentary on IFRS accounting standards

IAS 7.33 permits interest paid to be shown as operating or financing activities and interest received to be shown as operating or investing activities, as deemed relevant for the entity. The Group has elected to classify interest received and paid as cash flows from operating activities.

Appendix D

Material accounting policy information - an illustrative example



Appendix D – Material accounting policy information - an illustrative example

Note 2.3 b) Investment in associates and joint ventures

As explained in the introduction to this publication, the primary purpose of these financial statements is to illustrate how the most commonly applicable disclosure requirements can be met. Therefore, they include disclosures that may, in practice, be deemed not material to Quality Holdings (Australia). To illustrate how the requirements in IAS 1 to disclose material accounting policy information could be applied in practice to a specific accounting policy, we have included in the table below relevant considerations in a materiality analysis in the context of the wording included in [Note 2.3 b\)](#) above regarding investments in associates and joint ventures. In preparing the analysis, the assumption is made that the application of the equity method is not considered to be complex, as IAS 1.117B (e) could otherwise have suggested that further disclosures about the application of the equity method are required. Furthermore, it is assumed that users of financial statements in the relevant market are familiar with IFRS accounting standards as other entities in the same market are also preparing financial statements in compliance with IFRS accounting standards, and have done so for over an extended period of time (PS 2.88F). These assumptions are, however, specific to Quality Holdings (Australia), and must be assessed by each entity considering their specific facts and circumstances. For further information on the amendments and how to apply them, please refer to our publication [Applying IFRS: Disclosure of accounting policy information](#).

Wording in Note 2.3 b)	Alternative wording	Commentary
<p>The group holds an interest in a joint venture, Showers Limited, and an interest in an associate, Power Works Limited.</p> <p>The financial statements of Showers Limited and Power Works Limited are prepared for the same reporting period as the Group. The accounting policies of both companies are aligned with those of the Group. Therefore, no adjustments are made when measuring and recognising the Group's share of the profit or loss of the investees after the date of acquisition.</p>	<p>The group holds an interest in a joint venture, Showers Limited, and an interest in an associate, Power Works Limited.</p> <p>The financial statements of Showers Limited and Power Works Limited are prepared for the same reporting period as the Group. The accounting policies of both companies are aligned with those of the Group. Therefore, no adjustments are made when measuring and recognising the Group's share of the profit or loss of the investees after the date of acquisition.</p>	<p>New paragraph added in Note 2.3 b) in this version of Quality Holdings (Australia) Limited to provide entity-specific context to the accounting policy disclosure.</p>
<p>An associate is an entity over which the Group has significant influence. Significant influence is the power to participate in the financial and operating policy decisions of the investee, but is not control or joint control over those policies.</p>		<p>As the paragraph summarises the requirements of IAS 28 Investments in Associates and Joint Ventures, rather than entity-specific information, it does not necessarily represent material accounting policy information (therefore, in the alternative wording column, for the purpose of illustration, the paragraph has not been included). IAS 1.117C clarifies that standardised information, or information that only duplicates or summarises the requirements of the IFRS accounting standards is less useful than entity-specific information.</p>

Appendix D – Material accounting policy information - an illustrative example (continued)

Wording in Note 2.3 b)	Alternative wording	Commentary
A joint venture is a type of joint arrangement whereby the parties that have joint control of the arrangement have rights to the net assets of the joint venture. Joint control is the contractually agreed sharing of control of an arrangement, which exists only when decisions about the relevant activities require the unanimous consent of the parties sharing control.		As the paragraph summarises the requirements of IFRS 11 Joint Arrangements, rather than entity-specific information, it does not necessarily represent material accounting policy information (therefore, in the alternative wording column, for the purpose of illustration, the paragraph has not been included).
The considerations made in determining significant influence or joint control are similar to those necessary to determine control over subsidiaries. The Group's investment in its associate and joint venture are accounted for using the equity method.		As the paragraph does not provide entity-specific information, it may not necessarily represent material accounting policy information (therefore, in the alternative wording column, for the purpose of illustration, the paragraph has not been included).
The aggregate of the Group's share of profit or loss of an associate and a joint venture is shown on the face of the statement of profit or loss outside operating profit and represents profit or loss after tax and non-controlling interests in the subsidiaries of the associate or joint venture.	The aggregate of the Group's share of profit or loss of an associate and a joint venture is shown on the face of the statement of profit or loss outside operating profit and represents profit or loss after tax and non-controlling interests in the subsidiaries of the associate or joint venture.	Policy derived from principles of IAS 1 and IAS 8 - presenting the Group's share of profit or loss of an associate and a joint venture outside operating profit. IAS 1.117B c) suggests that this may be an example of information that would likely be considered to be material accounting policy information. If disposals are made in the period, disclosure of the policy for presenting gains and losses may also be material information.
Under the equity method, the investment in an associate or a joint venture is initially recognised at cost. The carrying amount of the investment is adjusted to recognise changes in the Group's share of net assets of the associate or joint venture since the acquisition date. Goodwill relating to the associate or joint venture is included in the carrying amount of the investment and is not tested for impairment separately. Thus, reversals of impairments may effectively include reversal of goodwill impairments. Impairments and reversals are presented within 'Share of profit of an associate and a joint venture' in the statement of profit or loss.	Goodwill relating to the associate or joint venture is included in the carrying amount of the investment and is not tested for impairment separately. Thus, reversals of impairments may effectively include reversal of goodwill impairments. Impairments and reversals are presented within 'Share of profit of an associate and a joint venture' in the statement of profit or loss.	The first two sentences of the wording in Note 2.3 b) primarily summarise the requirements of IAS 28 and may therefore not necessarily represent material accounting policy information (therefore, in the alternative wording column, for the purpose of illustration, they have not been included). The third sentence reflects relevant context. In the alternative wording and in Note 2.3 b), an explanation has been included to further explain the implications of the policy. Also the presentation policy has been disclosed since it is not specifically prescribed under IFRS accounting standards, and, therefore, is developed in accordance with IAS 8.

Appendix D – Material accounting policy information - an illustrative example (continued)

Wording in Note 2.3 b)	Alternative wording	Commentary
The statement of profit or loss reflects the Group's share of the results of operations of the associate or joint venture. Any change in OCI of those investees is presented as part of the Group's OCI. In addition, when there has been a change recognised directly in the equity of the associate or joint venture, the Group recognises its share of any changes, when applicable, in the statement of changes in equity. Unrealised gains and losses resulting from transactions between the Group and the associate or joint venture are eliminated to the extent of the interest in the associate or joint venture.		As the paragraph summarises the requirements of IAS 28, rather than entity-specific information, it may not necessarily represent material accounting policy information (therefore, in the alternative wording column, for the purpose of illustration, the paragraph has not been included).
The aggregate of the Group's share of profit or loss of an associate and a joint venture is shown on the face of the statement of profit or loss outside operating profit and represents profit or loss after tax and non-controlling interests in the subsidiaries of the associate or joint venture.		As the paragraph summarises the requirements of IAS 28, rather than entity-specific information, it may not necessarily represent material accounting policy information (therefore, in the alternative wording column, for the purpose of illustration, the paragraph has not been included).
The financial statements of the associate or joint venture are prepared for the same reporting period as the Group. When necessary, adjustments are made to bring the accounting policies of the associate or joint venture in line with those of the Group.		As the paragraph summarises the requirements of IAS 28, rather than entity-specific information, it may not necessarily represent material accounting policy information (therefore, in the alternative wording column, for the purpose of illustration, the paragraph has not been included).
After application of the equity method, the Group determines whether it is necessary to recognise an impairment loss on its investment in its associate or joint venture. At each reporting date, the Group determines whether there is objective evidence that the investment in the associate or joint venture is impaired. If there is such evidence, the Group calculates the amount of impairment as the difference between the recoverable amount of the associate or joint venture and its carrying value, and then recognises the loss within 'Share of profit of an associate and a joint venture' in the statement of profit or loss.		As the paragraph summarises the requirements of IAS 28, rather than entity-specific information, it may not necessarily represent material accounting policy information (therefore, in the alternative wording column, for the purpose of illustration, the paragraph has not been included).

Appendix D – Material accounting policy information - an illustrative example (continued)

Wording in Note 2.3 b)	Alternative wording	Commentary
Upon loss of significant influence over the associate or joint control over the joint venture, the Group measures and recognises any retained investment at its fair value. Any difference between the carrying amount of the associate or joint venture upon loss of significant influence or joint control and the fair value of the retained investment and proceeds from disposal is recognised in profit or loss.		As the paragraph summarises the requirements of IAS 28, rather than entity-specific information, it may not necessarily represent material accounting policy information (therefore, in the alternative wording column, for the purpose of illustration, the paragraph has not been included).

Appendix E



Appendix E – Illustrative disclosure about Pillar Two taxes

As the Group's consolidated revenues are less than EUR 750 million, it is not in the scope of the Pillar Two model rules. Therefore, neither the mandatory recognition and disclosure exception in IAS 12.4A nor the disclosure requirements in IAS 12.88A-88D apply to the Group. If the Group had annual revenues in excess of EUR 750 million and Pillar Two model rules were (substantively) enacted in some or all of the jurisdictions it operates, it would have included the following information in [Note 15](#) to meet the disclosure requirements:

Pillar Two rules

IAS 1.17(c)
IAS 12.88

The Organisation for Economic Co-operation and Development (OECD)/G20 Inclusive Framework on Base Erosion and Profit Shifting (BEPS) addresses the tax challenges arising from the digitalisation of the global economy. The Global Anti-Base Erosion Model Rules (Pillar Two model rules) apply to multinational enterprises (MNEs) with annual revenue in excess of EUR 750 million per their consolidated financial statements.

The Pillar Two model rules introduce four new taxing mechanisms under which MNEs would pay a minimum level of tax (the Minimum Tax):

- ▶ The Qualified Domestic Minimum Top-up Tax (QDMTT)
- ▶ The Income Inclusion Rule (IIR)
- ▶ The Under Taxed Payments/Profits Rule (UTPR)

The Subject to Tax Rule is a tax treaty-based rule that generally proposes a Minimum Tax on certain cross-border intercompany transactions that otherwise are not subject to a minimum level of tax

The new taxing mechanisms can impose a minimum tax on the income arising in each jurisdiction in which an MNE operates. The IIR, UTPR and QDMTT do so by imposing a top-up tax in a jurisdiction whenever the effective tax rate (ETR), determined on a jurisdictional basis under the Pillar Two rules, is below a 15% minimum rate.

On 23 May 2023, the International Accounting Standards Board issued International Tax Reform–Pillar Two Model Rules - Amendments to IAS 12 (the Amendments). The Amendments clarify that IAS 12 applies to income taxes arising from tax law enacted or substantively enacted to implement the Pillar Two model rules published by the OECD, including tax law that implements a QDMTT. The Group has adopted these amendments, which introduce:

IAS 12.88A

- ▶ A mandatory temporary exception to the accounting for deferred taxes arising from the jurisdictional implementation of the Pillar Two model rules;
- And
- ▶ Disclosure requirements for affected entities to help users of the financial statements better understand an entity's exposure to Pillar Two income taxes arising from that legislation.

The Pillar Two model rules were adopted in Euroland at the end of 2023 and are applicable starting from 1 January 2024. According to these rules, the Group is considered a multinational enterprise to which the Pillar Two rules shall be applied. At the same time, Pillar Two legislation has been enacted or substantively enacted in several other jurisdictions in which the Group operates effective for the financial year beginning 1 January 2024.

IAS 12.88A-88D

The Group has performed an assessment of its potential exposure to Pillar Two income taxes based on the 2023 country-by-country reporting and 2024 financial information for the constituent entities in the Group. The Pillar Two effective tax rates in most of the jurisdictions in which the Group operates is above 15%. However, the Group has recognised a Pillar Two current tax expense of €78,000 that arises in Havenland - which is not subject to the transitional safe harbour relief- because of low statutory tax rates.

The Group continues to follow Pillar Two legislative developments, as further countries enact the Pillar Two model rules, to evaluate the potential future impact on its consolidated results of operations, financial position and cash flows beginning.

Appendix F

Australian reporting requirements



Appendix F – Australian reporting requirements

The table below provides a summary of reporting requirements for different types of entities.

Type of entity	Financial reporting		Complying with reporting requirements		
	Required	Not required	Chapter 2M of Corporations Act 2001 s292(1)	ASX listing rules	Other
Listed company	✓		✓	✓	
Listed registered scheme	✓		✓	✓	✓ Investment and Financial Services Association (IFSA) standards may be applicable
Listed retail corporate collective investment vehicle (CCIV) [§]	✓		✓	✓	
Disclosing entity*	✓		✓		
Country-by-country (CBC) reporting entities ^x	✓				
Public company (unless small company limited by guarantee and CA 294A(1) or CA 294B(1) do not apply) [#]	✓ ⁺		✓		
Small company limited by guarantee (at least 5% member direction under CA 294A(1)) [#]	✓ ⁺		✓		
Small company limited by guarantee (if directed to by ASIC under CA 294B(1)) [#]	✓ ⁺		✓		
Unlisted registered scheme	✓ ⁺		✓		✓ IFSA standards may be applicable
Unlisted retail CCIV [§]	✓		✓		
Wholesale corporate CCIV		✓			
Large proprietary company	✓ ⁺ [^]		✓		
Small proprietary company (unless CA 292(2)(b), 293(1), 294(1) apply)		✓			
Small proprietary company to which CA 292(2)(b) applies (controlled by a foreign company for all or part of the year and not consolidated in financial statements lodged with ASIC)	✓ ⁺		✓		
Small proprietary (at least 5% member direction under CA 293(1))	✓ ⁺		✓		
Small proprietary company (if directed to by ASIC under CA 294(1))	✓ ⁺		✓		

* For unlisted disclosing entities, be aware of continuous reporting requirements under the *Corporations Act 2001*. Please note that Part 2M.3 only applies to disclosing entities incorporated or formed in Australia (footnote to CA 292(1)). A disclosing entity incorporated or formed outside Australia does not need to comply with Chapter 2M of the *Corporations Act 2001* unless it is a registered scheme.

x A corporate tax entity, that is a country-by-country (CBC) reporting entity, that otherwise is not required to lodge financial statements with ASIC, under tax legislation is required to provide general purpose financial statements (GPFS) to the ATO. For more information on the requirements, see our publication [Significant Global Entity \(April 2022\)](#).

Companies limited by guarantee are also public companies. Small companies limited by guarantee have revenue less than \$250,000 and are not deductible gift recipients for the financial year. Small companies limited by guarantee are not required to prepare or lodge financial reports unless they are directed to do so by their members or by ASIC.

+ For-profit private sector entities that are required by legislation to prepare financial statements that comply with either Australian Accounting Standards or accounting standards must prepare general purpose financial statements. Refer below for the differential reporting framework that exists in Australia for general purpose financial statements and our [Quality Holdings \(Australian SDS\) Pty Ltd](#) and [The time has come: Changes to Australian financial reporting \(April 2020\)](#) publication for further information regarding entities with non-legislative requirements to prepare financial statements.

[^] Large proprietary companies may be eligible for relief from preparing a financial report in limited circumstances. For example, under *ASIC Corporations s (Wholly-owned Entities) Instrument 2016/785* or *ASIC Corporations (Externally-Administered Bodies) Instrument 2015/251*.

[§] A CCIV is a type of company limited by shares that is used for funds management. The reporting requirements do not apply to the CCIV itself but to each of its sub-funds.

Appendix F – Australian reporting requirements (continued)

Reporting deadlines: Disclosing entities

Entity type/ reference	Date of AGM CA 250N	Notice of AGM*# CA 249H, 249HA	Issue annual report to members CA 315	Lodge reports with ASX ASX 4.2A, 4.2B, 4.2C, 4.3A, 4.3B, 4.3C, 4.5	Lodge reports with ASIC CA 319, 320
Listed company	Within 5 months after the end of the financial year 31 Dec 24: 2 Jun 25 30 Jun 25: 1 Dec 25	At least 28 days before the AGM 31 Dec 24: 5 May 25 30 Jun 25: 3 Nov 25	Earlier of 21 days before the AGM, or 4 months after the end of the financial year If AGM is held 2 Jun 25 31 Dec 24: 30 Apr 25 If AGM is held 1 Dec 25 30 Jun 25: 31 Oct 25	Lodge Annual report when it is lodged with ASIC. In any event within 3 months after the end of the financial year 31 Dec 24: 31 Mar 25 30 Jun 25: 30 Sep 25 Lodge Appendix 4E immediately when it becomes available and no later than when the annual report is lodged with ASIC. In any event within 2 months after the end of the financial year 31 Dec 24: 28 Feb 25 30 Jun 25: 29 Aug 25 Lodge Half-year report and Appendix 4D immediately when they become available and no later than when the half-year report is lodged with ASIC. In any event within 2 months after the end of the half-year 31 Dec 24: 28 Feb 25 30 Jun 25: 29 Aug 25	ASX is agent for ASIC, therefore lodgement with ASX represents lodgement with ASIC Annual report within 3 months after the end of the financial year 31 Dec 24: 31 Mar 25 30 Jun 25: 30 Sep 25 Half-year report within 75 days after the end of the half-year 31 Dec 24: 17 Mar 25 30 Jun 25: 15 Sep 25
Listed registered scheme	-	-	Within 3 months after the end of the financial year 31 Dec 24: 31 Mar 25 30 Jun 25: 30 Sep 25	Same requirements as listed company	Same requirements as listed company
Listed retail CCIV	-	-	Within 3 months after the end of the financial year 31 Dec 24: 31 Mar 25 30 Jun 25: 30 Sep 25	Same requirements as listed company	Same requirements as listed company
Unlisted public company	Within 5 months after the end of the financial year 31 Dec 24: 2 Jun 25 30 Jun 25: 1 Dec 25	At least 21 days before the AGM 31 Dec 24: 12 May 25 30 Jun 25: 10 Nov 25	Earlier of 21 days before the AGM, or 4 months after the end of the financial year If AGM is held 2 Jun 25 31 Dec 24: 30 Apr 25 If AGM is held 1 Dec 25 30 Jun 25: 31 Oct 25	-	Annual report within 3 months after the end of the financial year 31 Dec 24: 31 Mar 25 30 Jun 25: 30 Sep 25 Half-year report within 75 days after the end of the half-year 31 Dec 24: 17 Mar 25 30 Jun 25: 15 Sep 25
Unlisted registered scheme	-	-	Within 3 months after the end of the financial year 31 Dec 25: 31 Mar 25 30 Jun 25: 30 Sep 25	-	Annual report within 3 months after the end of the financial year 31 Dec 24: 31 Mar 25 30 Jun 25: 30 Sep 25 Half-year report within 75 days after the end of the half-year 31 Dec 24: 17 Mar 25 30 Jun 25: 15 Sep 25
Unlisted retail CCIV	-	-	Within 3 months after the end of the financial year 31 Dec 25: 31 Mar 25 30 Jun 25: 30 Sep 25	-	Annual report within 3 months after the end of the financial year 31 Dec 24: 31 Mar 25 30 Jun 25: 30 Sep 25 Half-year report within 75 days after the end of the half-year 31 Dec 24: 17 Mar 25 30 Jun 25: 15 Sep 25

* If a company has a constitution, it may specify a longer minimum period of notice. An unlisted company may also call an AGM upon shorter notice, provided all members entitled to attend agree in advance, and no resolution will be moved to remove a director under CA 203D, appoint a director as a replacement of another under that same section, or remove an auditor under CA 329. For a listed company 28 days' notice is required for all members' meetings unless a longer period is specified in the Company's constitution.

A public company that has only one member is not required to hold an AGM (CA 250N(4)).

Please note that for convenience, dates that fall on a weekend have been adjusted. Where the reporting deadline arises from the Corporations Act, it has been moved to the next weekday that is not a public holiday (Acts Interpretations Act s.36(2)). Where the deadline arises from ASX listing rules, it has been moved to the preceding business day (ASX Listing Rule 19.5).

Appendix F – Australian reporting requirements (continued)

Reporting deadlines: Non-disclosing entities

Entity type/ reference	Date of AGM CA 250N	Notice of AGM CA 249H, 249HA	Issue annual report to members CA 315, 294, 316A	Lodge reports with ASIC CA 319, 320
Large proprietary company+ or Small proprietary company – foreign controlled under CA 292(2)(b)	-	-	Within 4 months after the end of the financial year 31 Dec 24: 30 Apr 25 30 Jun 25: 31 Oct 25	Within 4 months after the end of the financial year 31 Dec 24: 30 Apr 25 30 Jun 25: 31 Oct 25
Small proprietary company+ - ASIC direction under CA 294(1)	-	-	In accordance with the terms of the direction	In accordance with the terms of the direction
Small proprietary company - 5% shareholders' direction under CA 293(1)	-	-	If shareholder direction is given after the end of the financial year the Company must report to the members by the later of 2 months after the date of the direction and 4 months after the end of the financial year If 4 months after the end of the financial year 31 Dec 24: 30 Apr 25 30 Jun 25: 31 Oct 25	-
Unlisted public company (excluding small company limited by guarantee under member or ASIC direction)§	Within 5 months after the end of the financial year 31 Dec 24: 2 Jun 25 30 Jun 25: 1 Dec 25	At least 21 days before the AGM 31 Dec 24: 12 May 25 30 Jun 25: 10 Nov 25	Earlier of 21 days before the AGM, or 4 months after the end of the financial year If AGM is held 2 Jun 25 31 Dec 24: 30 Apr 25 If AGM is held 1 Dec 25 30 Jun 25: 31 Oct 25	Within 4 months after the end of the financial year 31 Dec 24: 30 Apr 25 30 Jun 25: 31 Oct 25
Small company limited by guarantee (5% member direction under CA 294A(1))	Within 5 months after the end of the financial year 31 Dec 24: 2 Jun 25 30 Jun 25: 1 Dec 25	At least 21 days before the AGM 31 Dec 24: 12 May 25 30 Jun 25: 10 Nov 25	If a member direction is given after the end of the financial year the Company must send copies of the report to each member who has elected to receive the report by the later of 2 months after the date of the direction and 4 months after the end of the financial year	No lodgement requirement under CA 319. Lodgement subject to ASIC direction.
Small company limited by guarantee (ASIC direction under CA 294B(1))	Within 5 months after the end of the financial year 31 Dec 24: 2 Jun 25 30 Jun 25: 1 Dec 25	At least 21 days before the AGM 31 Dec 24: 12 May 25 30 Jun 25: 10 Nov 25	In accordance with the terms of the direction	No lodgement requirement under CA 319. Lodgement subject to ASIC direction.
Unlisted registered scheme	-	Within 3 months after the end of the financial year 31 Dec 25: 31 Mar 25 30 Jun 25: 30 Sep 25	-	Annual report within 3 months after the end of the financial year 31 Dec 24: 31 Mar 25 30 Jun 25: 30 Sep 25
Unlisted retail CCIV	-	Within 3 months after the end of the financial year 31 Dec 25: 31 Mar 25 30 Jun 25: 30 Sep 25	-	Annual report within 3 months after the end of the financial year 31 Dec 24: 31 Mar 25 30 Jun 25: 30 Sep 25

- # A proprietary company that is a disclosing entity is required to lodge reports with ASIC within 3 months after the end of the financial year (CA 319 (3)).
- + For certain eligible proprietary companies making crowd-sourced funding offers specific corporate governance and reporting obligations apply in addition to the other obligations that all proprietary companies must ordinarily comply with under the *Corporations Act 2001*. Refer ASIC RG 261 *Crowd-sourced funding: Guide for companies*.
- § For certain eligible public companies making crowd-sourced funding offers temporary concessions exist from the AGM, audit and reporting requirements of the *Corporations Act 2001*. Refer ASIC RG 261 *Crowd-sourced funding: Guide for companies*.

Please note that for convenience, dates that fall on a weekend have been adjusted. Where the reporting deadline arises from the *Corporations Act*, it has been moved to the next weekday that is not a public holiday (*Acts interpretations Act s.36(2)*).

Appendix F – Australian reporting requirements (continued)

Differential reporting framework for general purpose financial statements

For annual financial reporting periods beginning on or after 1 July 2013, Australia has had a two-tier reporting regime which applies to all entities that prepare general purpose financial statements. Entities are classified, for financial reporting purposes, as either:

“Tier 1” on the basis that they are “publicly accountable” or are a government entity

or

“Tier 2” on the basis that they are not “publicly accountable”

Tier 1 entities must prepare general purpose financial statements that comply with Australian Standards that are equivalent to IFRS issued by the IASB and includes requirements that are specific to Australian entities. For-profit entities will be able to make an unreserved statement of compliance with IFRS.

Tier 2 entities can prepare general purpose financial statements that comply with the recognition and measurement requirements of Tier 1, but substantially reduced disclosure requirements (SDS). The presentation requirements for the financial statements under SDS are the same as Tier 1, except for two matters. SDS does not require a third statement of financial position in circumstances required by Tier 1. Further, SDS gives a choice of presenting a single statement of income and retained earnings in place of the statement of comprehensive income and statement of changes in equity if the only changes to equity arise from profit or loss, payment of dividends, corrections of prior period errors, and changes in accounting policies. Where reduced disclosures have been adopted, the financial statements will not be IFRS compliant and cannot be described as complying with IFRS as issued by the IASB.

Refer to our *Quality Holdings (Australian SDS) Pty Ltd* publication, an illustrative financial report for companies eligible to apply SDS.

Rounding off of amounts

The table below outlines the rounding factors specified in the *ASIC Corporations (Rounding in Financial/Directors' Reports) Instrument 2016/191* based on the total assets of an entity. These rounding factors determine the extent to which amounts can be rounded off in eligible reports.

Rounding	Total assets in its consolidated balance sheet or if it does not prepare a consolidated balance sheet, its own balance sheet at the end of the relevant period	Applicability
a) \$1000	More than \$1,000,000,000	(i) details, values and aggregates in the directors' report under s.300(1)(g), s.300(8), s.300(9), s.300(11B), s.300(11C), s. 300(13)(a), s.300A(1)(c) and s.300(1)(e) of the Corporations Act
		(ii) amounts disclosed as per AASB 2 <i>Share-based Payment</i>
		(iii) remuneration of auditors as per AASB 1054 <i>Australian Additional Disclosures</i>
		(iv) compensation of key management personnel as per AASB 124 <i>Related Party Disclosures</i>
		(v) transactions between related parties as per AASB 124
b) 1/10th of 1 cent		Earnings per shares disclosed in accordance with paragraphs 66 to 69 of AASB 133 <i>Earnings per Share</i>
c) 1 cent		Amounts required to be disclosed in accordance with paragraphs 44 and 46 of AASB 2 and s.300(6)(c), s.300(7)(d) and s.300(7)(e) of the Corporations Act
d) \$1	More than \$10,000,000 but not more than \$1,000,000,000	Items listed in subparagraphs (a)(i) to (v) above
e) \$1	Less than \$10,000,000	All other purposes
f) \$1000	More than \$10,000,000 and not more than \$1,000,000,000	All other purposes
g) \$100,000	More than \$1,000,000,000 and not more than \$10,000,000,000	All other purposes
h) \$1,000,000	More than \$10,000,000,000	All other purposes

Appendix G

Agriculture disclosures



Appendix G – Agriculture disclosures

Commentary on IFRS accounting standards

Quality Holdings (Australia) Limited and its subsidiaries are not involved in agricultural activities and, therefore, do not have biological assets. This Appendix was created to illustrate disclosures for biological assets, including bearer plants, as required by IAS 16 *Property, Plant and Equipment* and IAS 41 *Agriculture*. This illustration considers the management of vineyards, to grow grapes that are to be used in the production of wine.

Consolidated statement of financial position (extract)

as at 31 December 2024

		2024	2023	As at 1 January 2023	IAS 1.10(a) IAS 1.10(f) IAS 1.51(c)
	Notes	€000	Restated* (Note 2.5)	Restated*	IAS 1.51(d),(e)
Assets					
Non-current assets					
Property, plant and equipment	17	74,799	61,499	...	IAS 1.54(a)
...					
Current assets					
Biological assets - grapes growing on the vine	38	8,770	7,240	...	IAS 1.54(f)
...					

Commentary on IFRS accounting standards

...

IAS 1.54 requires biological assets (which includes produce growing on a bearer plant) and property, plant and equipment (which includes bearer plants) to be presented separately on the face of an entity's statement of financial position. Agricultural produce after the point of harvest is typically accounted for under IAS 2. That standard does not require such inventories to be disclosed separately on the face of the statement of financial position.

In accordance with IAS 1.55, the carrying amount disaggregated for each major class of property, plant and equipment is either be presented in the notes or on the face of the statement of financial position, if such presentation is relevant to an understanding of the entity's financial position.

In accordance with IAS 1.60, the Group has presented current and non-current assets, and current and non-current liabilities, as separate classifications in the statement of financial position. The group has classified its grapes growing on the vine as a current asset and bearer plants (included within property, plant and equipment) as non-current.

The classification of agricultural produce is usually consistent with an entity's assessment for its inventories, i.e., typically classified as a current asset because it will be sold, consumed or realised as part of the normal operating cycle. The classification of biological assets (including produce growing on a bearer plant) typically varies based on the nature of the biological asset and the time it takes to mature. For consumable biological assets that only have one harvest, classification will depend on when the asset will be harvested and sold. For example, livestock held for slaughter would likely be realised within 12 months after the end of the reporting period or as part of the normal operating cycle, and, therefore, would be classified as a current asset. In contrast, pine trees in a forest usually take more than 20 years to mature and are, therefore, usually classified as non-current.

IAS 1 does not require a specific order of the two classifications. The Group has elected to present non-current assets and liabilities before current assets and liabilities. IAS 1 requires entities to present assets and liabilities in order of liquidity when this presentation is reliable and more relevant.

This appendix does not illustrate changes that may be needed to the statement of profit or loss and comprehensive income or to the statement of changes in equity. While an entity may elect to present additional line items in profit or loss, the additional line items have been presented by the Group in the notes to the financial statements. No additional line items were needed in the statement of changes in equity.

* This heading has been included to be consistent with *Quality Holdings (Australia) Limited*. Restated information relates to the correction of an error and does not affect the additional line items included in this appendix.

Appendix G – Agriculture disclosures (continued)

Consolidated statement of cash flows (extract)

for the year ended 31 December 2024

		2024	2023	
	Notes	€000	€000	
			Restated*	
			(Note 2.5)	
Operating activities				
Adjustments to reconcile profit before tax to net cash flows:				IAS 1.49
Depreciation vineyard improvements	17	750	700	IAS 1.51(c)
Depreciation mature grape vines	17	1,100	900	IAS 1.10(d)
(Increase) decrease in fair value of grapes growing on the vine	38	(10,050)	(8,940)	IAS 1.51(d),(e)
				IAS 7.10,
				IAS 7.18(b)
Investing activities				
Development of new vineyards	17	5,500	500	IAS 7.20(a)
Additions to vineyard improvements	17	1,000	-	IAS 7.20(a)

Commentary on IFRS accounting standards

A number of costs, such as fertilising, pruning and thinning are incurred after maturity and can improve the quality of the produce or extend the productive life of a bearer plant. Entities need to use judgement to determine whether these costs are maintenance costs or are considered to be improvements. In addition, after maturity, many costs are incurred to benefit both the bearer plant and the produce growing on the bearer plant. Entities need to carefully consider the basis on which to allocate costs between a bearer plant and the produce growing on a bearer plant when the costs are incurred in relation to both assets (e.g., fertilising costs).

An entity's policy in respect of such costs will impact the presentation of the statement of cash flows, as cash flows relating to maintenance costs will ordinarily be presented within operating activities and cash flows in respect of costs capitalised as part of bearer plants will ordinarily be presented within investing activities.

* This heading has been included to be consistent with *Quality Holdings (Australia) Limited*. Restated information relates to the correction of an error and does not affect the additional line items included in this appendix.

Appendix G – Agriculture disclosures (continued)

2. Accounting policies (continued)

2.3 Summary of accounting policies (extract)

IAS 1.112
IAS 1.117(b)

(j) Property, plant and equipment (extract)

Grape vines are stated at cost, net of accumulated depreciation and accumulated impairment losses. Immature vines are stated at accumulated cost. Capitalisation of costs ceases when the vines reach maturity, which is when the grapes can be commercially harvested. Refer to significant accounting judgements, estimates and assumptions for further information ([Note 3 extract](#)).

IAS 16.73(a)
IAS 16.30
IAS 16.15
IAS 16.16
IAS 41.43

Vineyard improvements are stated at cost, net of accumulated depreciation and accumulated impairment losses, if any. Such cost includes the cost of replacing part of the vineyard improvements and borrowing costs for long-term construction projects if the recognition criteria are met.

Commentary on IFRS accounting standards

Under IAS 16, an entity has a policy choice in respect of the measurement of property, plant and equipment after initial recognition. An entity may choose either the cost model or the revaluation model for entire classes of property, plant and equipment. The Group has elected to apply the cost model for all classes of property, plant and equipment, including bearer plants.

If an entity elects the revaluation model to its bearer plants, valuations are performed with sufficient frequency to ensure that the carrying amount of a revalued asset does not differ materially from its fair value. In accordance with IAS 16.39, a revaluation surplus is recorded in other comprehensive income and credited to the asset revaluation surplus in equity. However, in accordance with IAS 16.40, to the extent that it reverses a revaluation deficit of the same asset previously recognised in profit or loss, the increase is recognised in profit and loss. A revaluation deficit is recognised in the statement of profit or loss, except to the extent that it offsets an existing surplus on the same asset recognised in the asset revaluation surplus. In accordance with IAS 16.41, an entity would recognise an annual transfer from the asset revaluation surplus to retained earnings for the difference between depreciation based on the revalued carrying amount of the asset and depreciation based on the asset's original cost. Additionally, accumulated depreciation as at the revaluation date is eliminated against the gross carrying amount of the asset and the net amount is restated to the revalued amount of the asset. Upon disposal, any revaluation surplus relating to the particular asset being sold is transferred to retained earnings. Refer to [Note 17](#) and [27](#) for illustrative disclosures for revaluations and for decommissioning liabilities that may be related to property plant and equipment.

IAS 16.16(b) requires an entity to cease capitalising costs as part of the initial cost of a bearer plant when it reaches maturity (i.e., when it is in the "location and condition necessary for it to be capable of operating in the manner intended by management"). The Group has determined that its vines are mature when the growing grapes can be commercially harvested.

Depreciation commences when the grape vines are considered mature, which is when they produce their first commercially viable crop.

IAS 16.73(b)
IAS 16.73(c)

Depreciation is calculated on a straight-line basis over the estimated useful lives of the assets, as follows:

- Mature grape vines 20 to 25 years
- Vineyard improvements 15 to 20 years

An item of property, plant and equipment is derecognised upon disposal or when no future economic benefits are expected from its use or disposal. Any gain or loss arising on derecognition of the asset (calculated as the difference between the net disposal proceeds and the carrying amount of the asset) is included in profit or loss when the asset is derecognised.

IAS 16.67
IAS 16.68
IAS 16.71

The residual values, useful lives and methods of depreciation of property, plant and equipment are reviewed at each financial year end and adjusted prospectively, if appropriate.

IAS 16.51

Contents	Appendix A
Introduction	Appendix B
Consolidated financial statements	Appendix C
Notes	Appendix D
Additional Australian disclosures	Appendix E
Appendix F	
Appendices	Appendix G

Appendix G – Agriculture disclosures (continued)

2. Accounting policies (continued)

2.3 Summary of accounting policies (extract) (continued)

Commentary on IFRS accounting standards

On disposal of property, plant and equipment (including bearer plants):

- ▶ The date of disposal of the asset is the date the recipient obtains control of the asset in accordance with the requirements for determining when a performance obligation is satisfied in IFRS 15 (IAS 16.69).
- ▶ The amount of consideration to be included in the gain or loss arising from the derecognition is determined in accordance with the requirements for determining the transaction price in IFRS 15. Subsequent changes to the estimated amount of the consideration included in the gain or loss shall be accounted for in accordance with the requirements for changes in transaction price in IFRS 15 (IAS 16.72).
- ▶ The above requirements also apply to disposals of investment properties (IAS 40.67 and IAS 40.70) and intangible assets (IAS 38.114 and IAS 38.116).
- ▶ This appendix does not illustrate disclosures related to impairment of non-financial assets, such as property, plant and equipment. Refer to [Note 17](#).

(ab) Biological assets

Grapes growing on vines are accounted for as biological assets until the point of harvest. Biological assets are measured on initial recognition and at the end of each reporting period at fair value less costs to sell. Changes in fair value of growing grapes are recognised in profit or loss as part of cost of sales. Costs related to growing the grapes and harvesting the grapes are expensed as incurred.

IAS 41.12
IAS 41.26
IAS 1.117-124

Harvesting of the grape crop is ordinarily performed in late March or early April. Costs incurred in growing the grapes, including any applicable harvest costs, are recognised as part of cost of sales. At the time of harvest, grapes are measured at fair value less costs to sell and transferred to inventories.

IAS 41.13

Methods used to measure fair value less costs to sell are provided in [Note 3 extract](#). Key assumptions used to determine the fair value of biological assets and sensitivity analysis are provided in [Note 38 extract](#).

Commentary on IFRS accounting standards

The Group has elected as an accounting policy to expense subsequent expenditure as incurred, rather than capitalise them. IAS 41 does not specify the accounting requirements for subsequent expenditure on biological assets. The Interpretations Committee concluded in September 2019 that an entity may either capitalise subsequent expenditure or recognise it as an expense when incurred. Therefore, an entity applies IAS 8.13 to determine its accounting policy for subsequent expenditure consistently to each group of biological assets. An entity discloses the selected accounting policy in accordance with IAS 1.117-124 if that disclosure would assist users of financial statements in understanding how those transactions are reflected in reported financial performance. See [Note 13 extract](#) for presentation and disclosure considerations.

The processing of agricultural produce *after* the point of harvest is not within the scope of IAS 41. For example, the processing of grapes into wine is not included within the definition of agricultural activity in the standard. Instead, IAS 2 (or another applicable standard) is applied. If IAS 2 applies to the agricultural produce after the point of harvest, the agricultural produce is initially recognised as inventory at its fair value less costs to sell (measured in accordance with IAS 41), which becomes its cost for IAS 2 purposes.

This appendix does not illustrate disclosures that may be relevant for agricultural produce after the point of harvest. Refer to [Note 22](#) for disclosures of inventories.

Under IAS 41, there is a presumption that the fair value of all biological assets (including produce growing on a bearer plant) can be measured reliably. This presumption can only be rebutted on initial recognition for a biological asset (not agricultural produce). See [Note 3 extract](#) for further discussion. If an entity rebuts the presumption and demonstrates that the fair value cannot be measured reliably, it applies the cost model to the biological asset until fair value becomes reliably measurable. If an entity applies the cost model, the biological asset is measured at cost less any accumulated depreciation and any accumulated impairment losses. When determining cost, accumulated depreciation and accumulated impairment losses, an entity needs to consider the requirements of IAS 2, IAS 16 and IAS 36 (IAS 41.33). The Group does not hold any biological assets for which fair value could not be reliably measured.

An entity that previously measured a biological asset at its fair value less costs to sell cannot revert to a cost-based measurement in a later period, even if a fair value can no longer be measured reliably (IAS 41.31). If it becomes possible at a later date to measure the fair value of a biological asset reliably, the entity is required to apply the fair value model to that asset from that date onwards (IAS 41.30).

Appendix G – Agriculture disclosures (continued)

3. Significant accounting judgements, estimates and assumptions (extract)

The preparation of the Group's consolidated financial statements requires management to make judgements, estimates and assumptions that affect the reported amounts of revenues, expenses, assets and liabilities together with the accompanying disclosures, and the disclosure of contingent liabilities. Uncertainty about these assumptions and estimates could result in outcomes that require a material adjustment to the carrying amount of assets or liabilities affected in future periods.

Other disclosures relating to the Group's exposure to risks and uncertainties include:

- ▶ Capital management [Note 6](#)
- ▶ Financial instruments risk management and policies [Note 21.5](#)
- ▶ Sensitivity analyses disclosures [Notes 17, 18, 20, 21.4, 21.5, 32 and 38.](#)

Judgements

In the process of applying the Group's accounting policies, management has made the following judgements, which have the most significant effect on the amounts recognised in the consolidated financial statements:

IAS 1.122

Distinction between immature and mature vines

The Group has determined that its vines are mature when the growing grapes can be commercially harvested, which is when the vineyards have produced approximately 50-60% of expected yield at full production. This normally takes approximately three years after planting the vines. This represents the point at which the Group ceases capitalisation of costs and the vines are reclassified as mature vines.

IAS 16.16(b)

Allocation of cost between immature vines and grapes growing on them

Costs incurred in growing the grapes and maintaining the vines may benefit both the vines and the grapes. While the vines are immature, costs of pruning and approximately 70-80% of other viticulture costs (e.g., fertiliser) are capitalised as part of the cost of the vines. Such costs are expensed as incurred after the vines reach maturity. Any costs allocable to the grapes growing on the vines are expensed as incurred.

Commentary on IFRS accounting standards

IAS 16.16(b) requires an entity to determine when a bearer plant reaches maturity, that is, when it is in the "location and condition necessary for it to be capable of operating in the manner intended by management". This determination is important because it is when an entity must cease capitalising costs as part of the initial cost of the asset and begin depreciating the bearer plant.

The life cycles of plants can vary widely. Therefore, determining at what stage during biological transformation a bearer plant could be considered mature may require judgement. Alternatives could include, but are not limited to: when the bearer plant is capable of producing its first crop, when the produce is expected to be of sufficient quality to be sold, or when the growth phase of biological transformation is complete for the bearer plant (and is thereafter expected to degenerate or for its productive capacity to decline).

While IAS 16.31-42 provides guidance that entities need to consider for bearer plants, there are differences between traditional plant and equipment and biological assets. As such, entities need to apply judgement in determining which costs can be capitalised. For example, as a plant is growing, an entity will incur costs related to water, fertiliser, greenhouses, etc. An entity needs to assess whether these costs are directly attributable to the bearer plant reaching maturity.

Costs incurred after maturity may benefit both the bearer plant and the produce growing on the bearer plant. The basis for allocation of costs between the bearer plant and the produce needs to be carefully considered by an entity.

Under IAS 41, there is a presumption that the fair value of all biological assets (including produce growing on a bearer plant) can be measured reliably. This presumption can only be rebutted on initial recognition for a biological asset (not agricultural produce). Rebutting the presumption that fair value can be reliably measured is a judgement that may require significant judgement. To do so, IAS 41.30 requires an entity to demonstrate both of the following:

- ▶ Quoted market prices for the biological asset (including produce growing on a bearer plant) are not available
- ▶ Alternative fair value measurements for the biological asset are determined to be clearly unreliable.

IAS 41 presumes that the fair value of a non-current biological asset that meets the criteria to be classified as held for sale (or is included in a disposal group that is classified as held for sale) in accordance with IFRS 5 *Non-current Assets Held for Sale and Discontinued Operations* can always be measured reliably.

If an entity rebuts the presumption and demonstrates that the fair value cannot be measured reliably, it applies the cost model to the biological asset until fair value becomes reliably measurable (IAS 41.3). If an entity applies the cost model, the biological asset is measured at cost less any accumulated depreciation and any accumulated impairment losses. An entity that previously measured a biological asset at its fair value less costs to sell cannot revert to a cost-based measurement in a later period, even if a fair value can no longer be measured reliably (IAS 41.31).

The Group does not hold any biological assets for which fair value could not be reliably measured.

Appendix G – Agriculture disclosures (continued)

3. Significant accounting judgements, estimates and assumptions (extract) (continued)

Estimates and assumptions

The key assumptions concerning the future and other key sources of estimation uncertainty at the reporting date, that have a significant risk of causing a material adjustment to the carrying amounts of assets and liabilities within the next financial year, are described below. The Group based its assumptions and estimates on parameters available when the consolidated financial statements were prepared. However, existing circumstances and assumptions about future developments may change due to market changes or circumstances arising that are beyond the control of the Group. Such changes are reflected in the assumptions when they occur.

IAS 1.125

Fair value of biological assets

The Group carries its biological assets (grapes growing on vines) and grapes at the time of harvest (recorded in inventories immediately after harvest) at fair value less costs to sell.

The fair value of grapes growing on the vines is determined by reference to market prices for grapes for that local area for each variety of grape grown, adjusted for expected costs to reach maturity, which is typically three to four months after the end of the reporting period. Significant estimates include the expected grape yields and quality, costs to incur until harvest and the expected market price for the harvested grapes.

The key assumptions used to determine the fair value of biological assets and sensitivity analysis are provided in [Note 38 extract](#).

The fair value of grapes at the point of harvest is determined by reference to the market prices for each variety of grape grown in the local area and the market price paid to independent grape growers. Any gains or losses on remeasuring fair value are included within in profit or loss as part of cost of sales.

Commentary on IFRS accounting standards

This appendix does not illustrate disclosures of judgements and estimates that may be relevant for bearer plants for which an entity applies the revaluation model under IAS 16 or impairment under IAS 36. Refer to [Note 17](#) for disclosures on impairment.

If an entity elects to apply the revaluation model to bearer plants, it would also need to consider which cash inflows are attributable to the bearer plant, rather than any produce currently growing on the bearer plant. Since IFRS 13 requires an entity to measure fair value consistent with its unit of account, an entity could not measure fair value for the bearer plant and produce growing on the bearer plant on a combined basis. Significant judgement and estimation may, therefore, be needed to measure the fair value of bearer plants.

IAS 1 requires an entity to disclose significant judgements applied in preparing the financial statements (IAS 1.122) and significant estimates that involve a high degree of estimation uncertainty (IAS 1.125). The disclosure requirements go beyond the requirements that exist in some other IFRS accounting standards, such as IAS 37.

These disclosures represent a very important source of information in the financial statements because they highlight the areas in the financial statements that are most prone to change in the foreseeable future. Therefore, any information given should be sufficiently detailed to help readers of the financial statements understand the impact of possible significant changes.

The Group has, for illustrative purposes, included disclosures about significant judgements and estimates beyond what is normally required, and potentially also beyond what is decision-useful. Under IAS 1, it is only those judgements that have the most significant effect on the amounts recognised in the financial statements and those estimates that have a significant risk of resulting in material adjustments in respect of assets and liabilities within the next financial year that should be addressed in this section.

It is important that entities carefully assess which judgements and estimates are most significant as required by IAS 1 and make the disclosures accordingly, to allow the users of the financial statements to appreciate the impact of the judgements and estimation uncertainties. Disclosures of judgements and estimation uncertainties that do not have a significant risk of resulting in material adjustments may clutter the financial statements in a way that reduces the users' ability to identify the key judgements and estimation uncertainties.

Appendix G – Agriculture disclosures (continued)

12. Fair value measurement

The following table provides the fair value measurement hierarchy of the Group's assets and liabilities.

Fair value measurement hierarchy for assets as at 31 December 2024:

IFRS 13.91(a)
IFRS 13.93(a)
IFRS 13.93(b)
IFRS 13.97

Date of valuation		Fair value measurement using			
		Total	Quoted prices in active markets (Level 1)	Significant observable inputs (Level 2)	Significant unobservable inputs
					(Level 3)
		€000	€000	€000	€000
Assets measured at fair value:					
Biological Assets (Note 38)					
Grapes growing on the vines	31 December 2024	8,770	–	–	8,770

...

There were no transfers between Level 1 and Level 2 during 2024.

Fair value measurement hierarchy for assets as at 31 December 2023:

		Fair value measurement using			
		Total	Quoted prices in active markets (Level 1)	Significant observable inputs (Level 2)	Significant unobservable inputs
					(Level 3)
Date of valuation		€000	€000	€000	€000
Assets measured at fair value:					
Biological Assets (Note 38)					
Grapes growing on the vines	31 December 2023	7,240	–	–	7,240

There were no transfers between Level 1 and Level 2 during 2023.

Commentary on IFRS accounting standards

IFRS 13.94 requires appropriate determination of classes of assets and liabilities on the basis of:

- ▶ The nature, characteristics and risks of the asset or liability
- ▶ The level of the fair value hierarchy within which the fair value measurement is categorised

The Group has applied the factors and disclosed the quantitative information under IFRS 13 based on the classes of assets and liabilities determined as per IFRS 13.94. As judgement is required to determine the classes of properties, other criteria and aggregation levels for classes of assets may also be appropriate, provided they are based on the risk profile of the assets (e.g., the risk profile of properties in an emerging market may differ from that of properties in a mature market).

Inputs used in a valuation technique may fall into different levels of the fair value hierarchy. However, for disclosure purposes, the fair value measurement must be categorised in its entirety (i.e., depending on the unit of account) within the hierarchy. That categorisation may not be so obvious when there are multiple inputs used. IFRS 13.73 clarifies that the hierarchy categorisation of a fair value measurement, in its entirety, is determined based on the lowest level input that is significant to the entire measurement. Assessing the significance of a particular input to the entire measurement requires judgement and consideration of factors specific to the asset or liability (or group of assets and/or liabilities) being measured and any adjustments made to the significant inputs in arriving at the fair value. These considerations have a follow-on impact on the disclosures of valuation techniques, processes and significant inputs and entities should tailor their disclosures to the specific facts and circumstances.

For assets and liabilities held at the end of the reporting period measured at fair value on a recurring basis, IFRS 13.93(c) requires disclosure of the amounts of transfers between Level 1 and Level 2 of the hierarchy, the reasons for those transfers and the entity's policy for determining when the transfers are deemed to have occurred. Transfers into each level must be disclosed and discussed separately from transfers out of each level.

Although IAS 41 requires agricultural produce at the point of harvest to also be measured at fair value, such produce is typically not on hand at the end of the reporting period as it would be transferred to inventory immediately after harvest and accounted for in accordance with IAS 2. Harvesting of the grape crop is ordinarily performed in late March or early April. Therefore, the Group did not have agricultural produce at the point of harvest on hand.

Appendix G – Agriculture disclosures (continued)

13. Other income/expenses (extract)

...

13.6 Depreciation, amortisation, lease payments, foreign exchange differences and costs of inventories

	2024	2023	IAS 1.104
	€000	€000	
Included in cost of sales:			
Depreciation mature grape vines (Note 17 extract)	900	1,100	
Depreciation vineyard improvements (Note 17 extract)	750	700	
Depreciation other	3,802	3,063	
Viticulture and harvest costs	5,200	5,000	IAS 1.99
Gain/(loss) from changes in fair value of grapes growing on the vine (Note 38)	305	194	IAS 1.99, IAS 41.40
...			

Commentary on IFRS accounting standards

IAS 1 is silent on the presentation of gains and losses on biological assets (including produce growing on a bearer plant) and agricultural produce in the income statement. IAS 41.40 requires that an entity disclose “the aggregate gain or loss arising during the current period on initial recognition of biological assets and agricultural produce and from the change in fair value less costs to sell of biological assets”. IAS 41 only requires disclosure of the aggregate gain or loss, it does not require or encourage disaggregating the gain or loss. IAS 41 illustrates presentation of gains on biological assets and agricultural produce near the top of the income statement in Example 1 of the Illustrative Examples to the standard, although it is not entirely clear from the example whether losses on biological assets should be presented in the same position or elsewhere in the income statement.

IAS 41 does not specify how gains should be presented in the income statement. However, IAS 1.32 prohibits offsetting of income and expenses in the income statement. If the sale of biological assets or agricultural produce meets the definition of revenue under Appendix A of IFRS 15 *Revenue from Contracts with Customers* (i.e., “income arising from the ordinary activities of the entity”), it is presented on a gross basis in the income statement. Furthermore, if the sale of biological assets results from a contract with a customer and is within the scope of IFRS 15, it would be presented as revenue from contracts with customers. However, if sales of non-current biological assets are incidental to the main revenue-generating activities of the entity they should be presented on a net basis in accordance with IAS 1.34. However, the gross margin on biological assets or agricultural produce sold shortly after harvest may be negligible, as the produce may have been previously carried at a valuation near to its sales price.

Whether an entity elects to present expenses by nature or by function will impact whether the depreciation expense for bearer plants is disclosed in the primary financial statements or in the notes. Likewise, an entity’s policy regarding whether to apply the revaluation model under IAS 16 to measure bearer plants will affect presentation within comprehensive income. The Group has not elected to apply the revaluation model to its bearer plants.

An entity’s policy to either capitalise or expense costs related to the biological transformation (subsequent expenditure) for biological assets measured at fair value less costs to sell is also relevant to presentation within profit or loss. The Interpretations Committee concluded in September 2019 that, in relation to a biological asset accounted for at fair value less costs to sell under IAS 41, an entity may either capitalise subsequent expenditure or recognise it as an expense when incurred. In assessing how to present such subsequent expenditure in the statement of profit or loss, an entity applies the requirements in IAS 1.81-105. In particular:

- ▶ In accordance with IAS 1.85, an entity may need to “present additional line items (including by disaggregating the line items listed in paragraph 82), headings and subtotals in the statement(s) presenting profit or loss and other comprehensive income when such presentation is relevant to an understanding of the entity’s financial performance”, and
- ▶ In accordance with IAS 1.99, in the statement(s) presenting profit or loss and other comprehensive income or in the notes, an entity would present an analysis of expenses recognised in profit or loss using a classification that is based on either their nature or their function within the entity, whichever provides information that is reliable and more relevant.

The Group elected to expense subsequent expenditure and includes such amounts within cost of sales. For the purpose of this appendix, these expenses are included in the notes to the financial statements.

Appendix G – Agriculture disclosures (continued)

13. Other income/expenses (extract) (continued)

13.6 Depreciation, amortisation, lease payments, foreign exchange differences and costs of inventories (continued)

The Group has presented expenses by function, rather than nature. Grapes growing on the vine have a short maturation cycle (less than 12 months) and the Group intends to sell the grapes as soon as they are harvested. Therefore, the Group's costs directly related to growing and harvesting the grapes have been included within cost of sales.

Judgement may be needed to determine the appropriate classification of expenses. Factors that will affect classification include the nature of related biological assets and/or agricultural produce, including the relevant maturation cycle, and whether an entity presents expenses by nature or by function.

IAS 41 illustrates the presentation of expenses by nature, rather than function. The level of disaggregation may require judgement. For illustrative purposes, presenting such expenses by nature may have resulted in the following additional line items within the consolidated statement of profit or loss with expenses disclosed by nature (refer to [Appendix B](#) for an illustration of the complete consolidated statement of profit or loss with expenses disclosed by nature). For the purpose of this illustration, depreciation and amortisation includes depreciation of mature grape vines and vineyard improvements. Alternatively, an entity may have disclosed this information within the notes to the financial statements.

	Notes	2024 €000	2023 €000	
Continuing operations			Restated* (Note 2.5)	IAS 8.28 IAS 1.51(d)(e) IAS 1.81A
Depreciation and amortisation	17 , 19 , 31	5,647	4,682	IAS 1.99, IAS 1.102
Viticulture and harvest costs		5,200	5,000	IAS 1.99
Gain/(loss) from changes in fair value of grapes growing on the vine	38	305	194	IAS 1.99, IAS 41.40

* This heading has been included to be consistent with *Quality Holdings (Australia) Limited*. Restated information relates to the correction of an error and does not affect the additional line items included in this appendix.

Appendix G – Agriculture disclosures (continued)

17. Property, plant and equipment (extract)

	Immature grape vines	Mature grape vines	Vineyard improvements	Total	IAS 1.78(a) IAS 16.73(e) IAS 16.73(d)
	€000	€000	€000	€000	
Cost					
At 1 January 2023 (as restated*)	9,000	24,000	14,000	82,044	
Additions (as restated*)	500	-	-	8,285	
Acquisition of a subsidiary (Note 8)	-	-	-	1,280	
Disposals	-	-	-	(3,430)	
Exchange differences	-	-	-	36	
Transfer	(5,000)	5,000	-	-	IAS 16.35(b)
At 31 December 2023 (as restated*)	4,500	29,000	14,000	88,215	
Additions	5,500	-	1,000	17,205	
Acquisition of a subsidiary (Note 8)	-	-	-	7,042	
Disposals	-	-	-	(4,908)	
Assets held for sale (Note 14)	-	-	-	(8,124)	
Revaluation adjustments	-	-	-	846	IFRS13.93(e)(ii)
Transfer	(5,000)	5,000	-	(219)	IAS 16.35(b)
Exchange differences	-	-	-	109	
At 31 December 2024	5,000	34,000	15,000	100,166	
Depreciation and impairment					
At 1 January 2023 (as restated*)	-	730	8,000	24,834	
Depreciation charge for the year (as restated*)	-	900	700	4,682	
Impairment (Note 20)	-	-	-	301	
Disposals	-	-	-	(3,118)	
Exchange differences	-	-	-	17	
At 31 December 2023 (as restated*)	-	1,630	8,700	26,716	
Depreciation charge for the year	-	1,100	750	5,647	
Disposals	-	-	-	(3,450)	
Assets held for sale (Note 14)	-	-	-	(3,377)	
Transfer	-	-	-	(219)	
Exchange differences	-	-	-	50	
At 31 December 2024	-	2,730	9,450	25,367	
Net book value					
At 31 December 2024	5,000	31,270	5,550	74,799	
At 31 December 2023	4,500	27,370	5,300	61,499	

...

Commentary on IFRS accounting standards

This appendix does not illustrate all disclosures relevant to property, plant and equipment nor disclosures related to impairment of non-financial assets, such as bearer plants. Refer to [Note 17](#) for disclosures related to impairment.

* This heading has been included to be consistent with *Quality Holdings (Australia) Limited*. Restated information relates to the correction of an error and does not affect the additional line items included in this appendix.

Appendix G – Agriculture disclosures (continued)

38. Biological assets

The Group's biological assets consist of growing grapes.

IAS 41.41

The Group grows grapes to use in the production of wine, as part of its normal operations. Vineyards are located in South Australia and in the South Island of New Zealand. Grapes are harvested between March and May each year.

IAS 41.46(a)

As at 31 December 2024, the Group had 1,300 hectares of grapevines with growing grapes (2023: 1,250). 1,133 hectares (2023: 910) were mature and 167 hectares (2023: 340) were immature.

IAS 41.46(b)(i)

During the year ended 31 December 2024, the Group harvested approximately 35,000 tonnes of grapes (2023: 31,000 tonnes) in New Zealand. The Group harvested approximately 11,050 tonnes of grapes in Australia (2023: 10,000 tonnes).

IAS 41.46(b)(ii)

	2024	2023	
	€000	€000	IAS 41.50
Growing grapes			
<i>Carrying amount at 1 January</i>	7,240	6,500	IFRS 13.93(a)
Gain/(loss) from changes in fair value less costs to sell	10,050	8,940	IAS 41.50(a)
Transfer of harvested grapes to inventories	(8,520)	(8,200)	IAS 41.50(d)
<i>Carrying amount at 31 December</i>	<u>8,770</u>	<u>7,240</u>	IFRS 13.93(a)

Commentary on IFRS accounting standards

IAS 41.50 requires an entity to disclose a reconciliation of changes in the carrying amount of biological assets between the beginning and the end of the current period, which includes:

- ▶ The gain or loss arising from changes in fair value less costs to sell
- ▶ Increases due to purchases
- ▶ Decreases attributable to sales and biological assets classified as held for sale (or included in a disposal group that is classified as held for sale) in accordance with IFRS 5 *Non-current Assets Held for Sale and Discontinued Operations*
- ▶ Decreases due to harvest
- ▶ Increases resulting from business combinations
- ▶ Net exchange differences arising on the translation of financial statements into a different presentation currency, and on the translation of a foreign operation into the presentation currency of the reporting entity
- ▶ Other changes

Under IAS 41, there is a presumption that the fair value of all biological assets (including produce growing on a bearer plant) can be measured reliably. This presumption can only be rebutted on initial recognition for a biological asset (not agricultural produce). If an entity rebuts the presumption and demonstrates that the fair value cannot be measured reliably, it applies the cost model to the biological asset until fair value becomes reliably measurable. If an entity applies the cost model, the biological asset is measured at cost less any accumulated depreciation and any accumulated impairment losses. The Group does not hold any biological assets for which fair value could not be reliably measured. Entities that do must provide additional disclosures.

IAS 41.54 requires all of the following information to be disclosed if the cost model is applied:

- ▶ A description of the biological assets
- ▶ An explanation of why fair value cannot be measured reliably
- ▶ If possible, the range of estimates within which fair value is highly likely to lie
- ▶ The depreciation method used
- ▶ The useful lives or the depreciation rates used
- ▶ The gross carrying amount and the accumulated depreciation (aggregated with accumulated impairment losses) at the beginning and end of the period

If the entity held such assets at any point during the current period, IAS 41.55 requires the following:

- ▶ Disclosure of any gain or loss recognised on disposal of such biological assets
- ▶ The entity's reconciliation of biological assets required by IAS 41.50 must separately disclose amounts related to such biological assets and include the following amounts that were included in profit or loss related to those assets:
 - ▶ Impairment losses
 - ▶ Reversals of impairment losses
 - ▶ Depreciation

If the entity held such assets and during the period their fair value became reliably measurable during the current period, the following must be disclosed in accordance with IAS 41.56:

- ▶ A description of the biological assets
- ▶ An explanation of why fair value has become reliably measurable
- ▶ The effect of the change

Appendix G – Agriculture disclosures (continued)

38. Biological assets (continued)

Valuation of biological assets

The fair value less costs to sell of growing grapes is determined based on estimates of yield, costs to incur until harvest, expected grape market prices at harvest and grape quality. *IFRS 13.91(a)*

In 2024, grape market prices ranged from €530 to €600 per tonne (2023: €595 to €650 per tonne), depending on the variety sold, current vintage and grade quality of grapes in each region. Significant unobservable inputs used in fair value measurements of grapes are the following:

	2024	2023	
Average annual yield per hectare of mature vineyards	6 tonnes	6 tonnes	<i>IFRS 13.93(d)</i>
Average viticulture and harvest costs per hectare of mature vines	€5,300	€5,400	

For the 2024 harvest, it was assumed that yields, grape prices, grape quality, viticulture and harvest costs will remain at current levels. The effect of discounting future cash flows is not material as the grapes will be harvested within 6 months of the reporting date.

Sensitivity analysis

Assuming all other unobservable inputs are held constant, the following changes in these above assumptions will cause an increase in the fair value of growing grapes: (i) an increase in average yields, (ii) increase in grape quality, (iii) increase in the market prices for grapes, and (iv) a reduction in viticulture and harvest costs and vice versa. *IFRS 13.93(h)(i)*

Significant unobservable input	Variance	Estimated increase/ (decrease) in fair value	Estimated fair value	
		€000	€000	€000
Average annual yield per hectare of mature vineyards	+/- 1 tonne per hectare	1,111	9,631	7,410
Average viticulture and harvest costs per hectare of mature vines	+/- €100 per hectare	(113)	8,407	8,633
Grape market prices	+/- 10%	999	9,519	7,521

Valuation processes

The Group has a team within the External Reporting department that performs the valuation of biological assets. When considering the appropriate market prices for grapes to use, the team reviews available information, including: the quantity of grapes growing on the vines, relevant terroir, expected yield, current health of the grapes and vines on which they grow, current market prices for grapes, expected viticulture and harvest costs through to harvest, and the expected timing of harvest. *IFRS 13.93(g)*

The valuation policies and procedures, as well as changes in the fair value measurements are reviewed by the chief financial officer (CFO) annually. The CFO is responsible for the Group's internal valuation team. The Group's internal valuation team comprises two employees, both of whom hold relevant internationally recognised professional qualifications and are experienced in valuations in the wine industry.

Commentary on IFRS accounting standards

If, for recurring and non-recurring fair value measurements, the highest and best use of a non-financial asset differs from its current use, an entity must disclose that fact and the reason why the asset is being used in a manner that differs from its highest and best use (IFRS 13.93(i)). The Group has assessed that the highest and best use of its properties does not differ from their current use.

In addition to the disclosure requirements in IFRS 13, IAS 1 requires disclosure of the significant judgements that management has made about the future and sources of estimation uncertainty. IAS 1.129(b) includes, as an example of such a disclosure, the sensitivity of carrying amounts to the methods, assumptions and estimates underlying their calculation, including the reasons for the sensitivity. As such, information beyond that required by IFRS 13.93(h) may be needed in some circumstances.

IFRS 13.99 requires an entity to present the quantitative disclosures of IFRS 13 in a tabular format, unless another format is more appropriate. The Group included the quantitative disclosures in tabular format, above.

Appendix G – Agriculture disclosures (continued)

38. Biological assets (continued)

Other disclosures

Grapes were not pledged as security for any of the Group's loans or borrowings in 2024 (2023: None). IAS 41.49(a)

At 31 December 2024, the Group had no commitments in relation to its growing grapes (2023: Nil). IAS 41.49(b)

No government grants were received in relation to the Group's agricultural activities in 2024 (2023: Nil). IAS 41.57

Financial risk management strategies

The Group is exposed to risks arising from environmental changes, changes in grape prices as well as the financial risk in respect of agricultural activity. IAS 41.49(c)

- ▶ The Group manages environmental risks, such as droughts, floods and disease outbreak, by diversifying its vineyards across Australian and New Zealand regions. Frost protection is provided on all vineyards to protect against the risk of crop loss or damage. The measures taken by management also include consultation with experts on viticulture and frost protection.
- ▶ The Group's exposure to fluctuations in the grape prices and sales volume is managed by entering into long term supply contracts for wine with major customers.
- ▶ The primary financial risk associated with the Group's agricultural activity occurs due to the length of time between expending cash on the purchase, or planting and maintenance, of grape vines and on harvesting grapes and making the wine, and ultimately receiving cash from the sale of wine to third parties. The Group's strategy to manage this financial risk is to actively review and manage its working capital requirements. In addition, the Group maintains credit facilities at a level sufficient to fund its working capital during the period between cash expenditure and cash inflow. At 31 December 2024, the Group had unused credit facilities in the form of undrawn unsecured bank overdrafts of €882,000 (2023: €750,000). IAS 41.53

No events occurred in the current and prior periods that give rise to material items of income or expense as a result of climate, disease or other natural risks.

Commentary on IFRS accounting standards

IAS 41.49 requires an entity to disclose the following information:

- ▶ The existence and carrying amounts of biological assets whose title is restricted, and the carrying amounts of biological assets pledged as security for liabilities
- ▶ The amount of commitments for the development or acquisition of biological assets
- ▶ Financial risk management strategies related to agricultural activity

The Group does not have any government grants related to biological assets. If an entity receives government grants related to agricultural activity, IAS 41.57 requires the following to be disclosed:

- ▶ The nature and extent of government grants recognised
- ▶ Unfulfilled conditions and other contingencies attached to the grants
- ▶ Any significant decreases expected in the level of government grants

An entity should also consider the disclosure requirements of other standards that might apply to its agricultural activity, such as IAS 36 *Impairment of Assets* in relation to any impairment losses to bearer plants and IAS 37 *Provisions, Contingent Liabilities and Contingent Assets* should any contracts the entity might have entered into for the future sale of agricultural produce become onerous.

Key IFRS contacts:

Frank Palmer

Partner - Ernst & Young, Australia
EY Oceania IFRS leader
frank.palmer@au.ey.com

Perth

Dennis Esterhuizen
Associate Partner
Ernst & Young, Australia
dennis.esterhuizen@au.ey.com

Melbourne

Georgina Dellaportas
Associate Partner
Ernst & Young, Australia
georgina.dellaportas@au.ey.com

Sydney

Anne-Marie Hyde
Associate Partner
Ernst & Young, Australia
anne-marie.hyde@au.ey.com

Brett Rix

Associate Partner
Ernst & Young, Australia
brett.rix@au.ey.com

Angeline Fung

Associate Partner
Ernst & Young, Australia
angeline.fung@au.ey.com

Vincent Sheehan

Partner
Ernst & Young, Australia
vincent.sheehan@au.ey.com

Clare Jassal

Partner
Ernst & Young, Australia
clare.jassal@au.ey.com

Michael Van Houten

Partner
Ernst & Young, Australia
michael.vanhouten@au.ey.com

Melissa Sim

Partner
Ernst & Young, Australia
melissa.sim@au.ey.com

EY | Building a better working world

EY is building a better working world by creating new value for clients, people, society and the planet, while building trust in capital markets.

Enabled by data, AI and advanced technology, EY teams help clients shape the future with confidence and develop answers for the most pressing issues of today and tomorrow.

EY teams work across a full spectrum of services in assurance, consulting, tax, strategy and transactions. Fueled by sector insights, a globally connected, multi-disciplinary network and diverse ecosystem partners, EY teams can provide services in more than 150 countries and territories.

All in to shape the future with confidence.

EY refers to the global organization, and may refer to one or more, of the member firms of Ernst & Young Global Limited, each of which is a separate legal entity. Ernst & Young Global Limited, a UK company limited by guarantee, does not provide services to clients. Information about how EY collects and uses personal data and a description of the rights individuals have under data protection legislation are available via ey.com/privacy. EY member firms do not practice law where prohibited by local laws. For more information about our organization, please visit ey.com.

About EY International Financial Reporting Standards Group

A global set of accounting standards provides the global economy with one measure to assess and compare the performance of companies. For companies applying or transitioning to International Financial Reporting Standards (IFRS), authoritative and timely guidance is essential as the standards continue to change. The impact stretches beyond accounting and reporting to the key business decisions you make. We have developed extensive global resources – people and knowledge – to support our clients applying IFRS and to help our client teams. Because we understand that you need a tailored service as much as consistent methodologies, we work to give you the benefit of our deep subject matter knowledge, our broad sector experience and the latest insights from our work worldwide.

© 2024 Ernst & Young, Australia
All Rights Reserved.

EYSCORE 010735-24-AUNZ

ED None



In line with EY's commitment to minimize its impact on the environment, this document has been printed on paper with a high recycled content.

This communication provides general information which is current at the time of production. The information contained in this communication does not constitute advice and should not be relied on as such. Professional advice should be sought prior to any action being taken in reliance on any of the information. Ernst & Young disclaims all responsibility and liability (including, without limitation, for any direct or indirect or consequential costs, loss or damage or loss of profits) arising from anything done or omitted to be done by any party in reliance, whether wholly or partially, on any of the information. Any party that relies on the information does so at its own risk. Liability limited by a scheme approved under Professional Standards Legislation.

